




## City of Corona Investment Portfolio Report Month Ending May 31, 2019


In accordance with the City Investment Policy, a monthly investment report shall be filed with the City Council which provides a clear picture of the status of the current investments. The report for the month ending May 31, 2019 has been prepared by Chandler Asset Management. We hereby certify that this report accurately reflects all pooled investments and is in compliance with the City's Investment Policy. Combined with anticipated revenues, the portfolio contains sufficient investment liquidity to meet budgeted expenditures for the next six months.

**SUBMITTED BY:**

DocuSigned by:  
  
 \_\_\_\_\_  
 Chad T. Willardson  
 City Treasurer

DocuSigned by:  
  
 \_\_\_\_\_  
 Kerry D. Eden  
 Assistant City Manager/  
 Administrative Services Director

**REVIEWED BY:**

DocuSigned by:  
  
 \_\_\_\_\_  
 Jennifer Schaefer  
 Finance Manager

Beginning balance April 30, 2019		\$ 299,139,668
Acquisitions / Additions:		
Agency Notes	\$ 31,772,236	
US Corporate Notes	9,627,523	
LAIF	28,500,000	
Money Market Fund	41,031,887	110,931,646
Dispositions / Withdrawals:		
Agency Notes	\$ 14,991,203	
US Corporate Notes	3,320,747	
LAIF	37,320,000	
Money Market Fund	38,865,998	94,497,948
Gain/(Loss) on Dispositions		(29,868)
Ending balance, May 31, 2019		\$ 315,543,498

City of Corona Consolidated

Account #10003

Portfolio Summary

As of May 31, 2019



PORTFOLIO CHARACTERISTICS

Average Modified Duration	1.99
Average Coupon	2.22%
Average Purchase YTM	2.27%
Average Market YTM	2.25%
Average S&P/Moody Rating	AA/Aa1
Average Final Maturity	2.22 yrs
Average Life	2.10 yrs

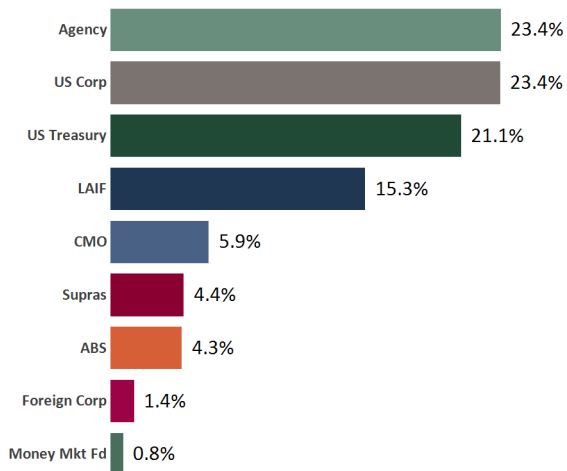
ACCOUNT SUMMARY

	Beg. Values as of 4/30/19	End Values as of 5/31/19
Market Value	298,999,176	317,189,304
Accrued Interest	1,227,272	1,503,360
<b>Total Market Value</b>	<b>300,226,448</b>	<b>318,692,663</b>
Income Earned	553,684	529,786
Cont/WD		16,180,000
Par	299,891,084	316,117,867
Book Value	299,139,668	315,543,498
Cost Value	299,139,668	315,543,498

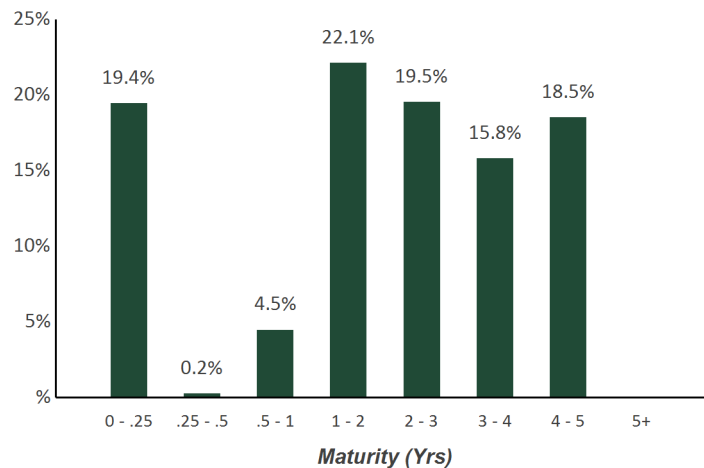
TOP ISSUERS

Government of United States	21.1%
Local Agency Investment Fund	15.3%
Federal National Mortgage Assoc	11.8%
Federal Home Loan Mortgage Corp	11.2%
Federal Home Loan Bank	6.4%
Inter-American Dev Bank	2.4%
Honda ABS	1.4%
Intl Bank Recon and Development	1.3%
<b>Total</b>	<b>70.7%</b>

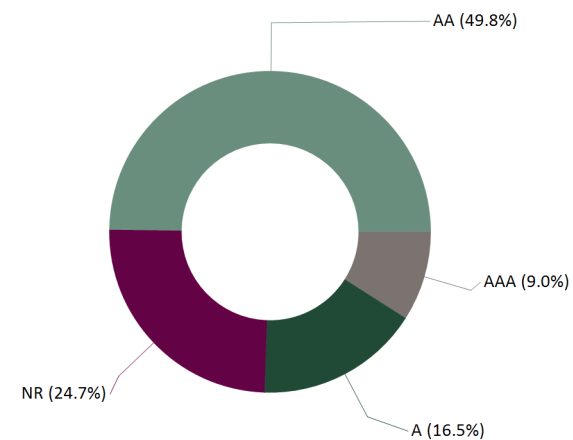
SECTOR ALLOCATION



MATURITY DISTRIBUTION



CREDIT QUALITY (S&P)



## City of Corona Consolidated

## Holdings Report



Account #10003

As of May 31, 2019

CUSIP	Security Description	Par Value/Units	Purchase Date Book Yield	Cost Value Book Value	Mkt Price Mkt YTM	Market Value Accrued Int.	% of Port. Gain/Loss	Moody/S&P Fitch	Maturity Duration
<b>ABS</b>									
43814QAC2	Honda Auto Receivables 2016-2 A3 1.39% Due 4/15/2020	45,713.79	05/24/2016 1.40%	45,712.90 45,712.90	99.93 3.21%	45,682.29 28.24	0.01% (30.61)	Aaa / NR AAA	0.88 0.04
89237RAB4	Toyota Auto Receivable 2017-C A2A 1.58% Due 7/15/2020	363,251.30	07/25/2017 1.59%	363,247.84 363,247.84	99.89 2.65%	362,845.52 255.08	0.11% (402.32)	Aaa / AAA NR	1.13 0.10
89238BAB8	Toyota Auto Receivables Owner 2018-A A2A 2.1% Due 10/15/2020	1,188,410.91	01/23/2018 2.12%	1,188,289.46 1,188,289.46	99.89 2.60%	1,187,120.05 1,109.18	0.37% (1,169.41)	Aaa / AAA NR	1.38 0.22
161571HF4	Chase CHAIT 2016-A5 1.27% Due 7/15/2021	1,150,000.00	09/27/2018 2.11%	1,136,568.36 1,136,568.36	99.86 2.55%	1,148,387.70 649.11	0.36% 11,819.34	NR / AAA AAA	2.13 0.11
654747AD6	Nissan Auto Receivables 2017-A A3 1.74% Due 8/16/2021	743,926.58	12/27/2017 2.10%	739,189.86 739,189.86	99.61 2.46%	741,025.24 539.35	0.23% 1,835.38	Aaa / NR AAA	2.21 0.54
43811BAC8	Honda Auto Receivables 2017-2 A3 1.68% Due 8/16/2021	2,247,826.61	04/27/2018 2.62%	2,212,879.93 2,212,879.93	99.52 2.46%	2,237,086.20 1,678.38	0.70% 24,206.27	Aaa / AAA NR	2.21 0.62
47788BAD6	John Deere Owner Trust 2017-B A3 1.82% Due 10/15/2021	390,087.80	07/11/2017 1.83%	390,059.25 390,059.25	99.57 2.51%	388,425.95 315.54	0.12% (1,633.30)	Aaa / NR AAA	2.38 0.62
47788CAC6	John Deere Owner Trust 2016-B A4 2.66% Due 4/18/2022	765,000.00	02/21/2018 2.68%	764,945.00 764,945.00	100.23 2.68%	766,751.07 904.40	0.24% 1,806.07	Aaa / NR AAA	2.88 0.20
43815HAC1	Honda Auto Receivables Owner 2018-3 A3 2.95% Due 8/22/2022	2,025,000.00	08/21/2018 2.98%	2,024,722.17 2,024,722.17	101.17 2.19%	2,048,759.30 1,659.38	0.64% 24,037.13	Aaa / NR AAA	3.23 1.50
02587AAJ3	American Express Credit 2017-1 1.93% Due 9/15/2022	2,350,000.00	06/21/2018 2.92%	2,313,464.83 2,313,464.83	99.62 2.49%	2,341,142.80 2,015.78	0.74% 27,677.97	Aaa / NR AAA	3.30 0.68
47788EAC2	John Deere Owner Trust 2018-B A3 3.08% Due 11/15/2022	2,360,000.00	07/18/2018 3.10%	2,359,821.11 2,359,821.11	101.22 2.28%	2,388,716.48 3,230.58	0.75% 28,895.37	Aaa / NR AAA	3.46 1.48
<b>Total ABS</b>		<b>13,629,216.99</b>	<b>2.64%</b>	<b>13,538,900.71</b> <b>13,538,900.71</b>	<b>2.43%</b>	<b>13,655,942.60</b> <b>12,385.02</b>	<b>4.29%</b> <b>117,041.89</b>	<b>Aaa / AAA</b> <b>AAA</b>	<b>2.70</b> <b>0.79</b>
<b>AGENCY</b>									
3137EAEF2	FHLMC Note 1.375% Due 4/20/2020	5,000,000.00	05/18/2017 1.52%	4,979,400.00 4,979,400.00	99.23 2.25%	4,961,585.00 7,829.86	1.56% (17,815.00)	Aaa / AA+ AAA	0.89 0.87
3135G0D75	FNMA Note 1.5% Due 6/22/2020	4,000,000.00	09/29/2015 1.49%	4,002,160.00 4,002,160.00	99.21 2.26%	3,968,200.00 26,500.00	1.25% (33,960.00)	Aaa / AA+ AAA	1.06 1.04

## City of Corona Consolidated

## Holdings Report



Account #10003

As of May 31, 2019

CUSIP	Security Description	Par Value/Units	Purchase Date Book Yield	Cost Value Book Value	Mkt Price Mkt YTM	Market Value Accrued Int.	% of Port. Gain/Loss	Moody/S&P Fitch	Maturity Duration
<b>AGENCY</b>									
3137EAEK1	FHLMC Note 1.875% Due 11/17/2020	3,100,000.00	11/21/2017 1.96%	3,091,967.37 3,091,967.37	99.76 2.04%	3,092,649.90 2,260.42	0.97% 682.53	Aaa / AA+ AAA	1.47 1.43
3135G0F73	FNMA Note 1.5% Due 11/30/2020	4,100,000.00	12/16/2015 1.90%	4,022,510.00 4,022,510.00	99.17 2.07%	4,065,896.20 170.83	1.28% 43,386.20	Aaa / AA+ AAA	1.50 1.47
3130A7CV5	FHLB Note 1.375% Due 2/18/2021	3,420,000.00	02/17/2016 1.46%	3,406,183.20 3,406,183.20	98.89 2.04%	3,382,065.36 13,454.38	1.07% (24,117.84)	Aaa / AA+ AAA	1.72 1.68
3135G0J20	FNMA Note 1.375% Due 2/26/2021	4,050,000.00	Various 1.45%	4,034,893.60 4,034,893.60	98.91 2.02%	4,005,745.65 14,695.32	1.26% (29,147.95)	Aaa / AA+ AAA	1.75 1.70
3135G0K69	FNMA Note 1.25% Due 5/6/2021	3,300,000.00	06/29/2016 1.18%	3,311,220.00 3,311,220.00	98.64 1.97%	3,255,011.10 2,864.58	1.02% (56,208.90)	Aaa / AA+ AAA	1.93 1.89
313379RB7	FHLB Note 1.875% Due 6/11/2021	2,500,000.00	08/30/2017 1.67%	2,518,850.00 2,518,850.00	99.72 2.01%	2,493,120.00 22,135.42	0.79% (25,730.00)	Aaa / AA+ AAA	2.03 1.96
3130A8QS5	FHLB Note 1.125% Due 7/14/2021	2,900,000.00	10/04/2016 1.33%	2,873,204.00 2,873,204.00	98.29 1.95%	2,850,427.40 12,415.63	0.90% (22,776.60)	Aaa / AA+ AAA	2.12 2.07
3137EAEC9	FHLMC Note 1.125% Due 8/12/2021	4,125,000.00	Various 1.30%	4,090,903.75 4,090,903.75	98.14 2.00%	4,048,122.38 14,050.78	1.27% (42,781.37)	Aaa / AA+ AAA	2.20 2.15
3135G0N82	FNMA Note 1.25% Due 8/17/2021	4,100,000.00	Various 1.32%	4,086,725.40 4,086,725.40	98.44 1.97%	4,036,109.70 14,805.56	1.27% (50,615.70)	Aaa / AA+ AAA	2.22 2.16
3135G0Q89	FNMA Note 1.375% Due 10/7/2021	3,925,000.00	Various 1.66%	3,873,275.45 3,873,275.45	98.63 1.98%	3,871,070.50 8,095.31	1.22% (2,204.95)	Aaa / AA+ AAA	2.36 2.29
3130AF5B9	FHLB Note 3% Due 10/12/2021	2,500,000.00	11/29/2018 2.91%	2,506,300.00 2,506,300.00	102.36 1.97%	2,559,112.50 10,208.33	0.81% 52,812.50	Aaa / AA+ NR	2.37 2.27
3135G0S38	FNMA Note 2% Due 1/5/2022	4,000,000.00	01/11/2017 2.02%	3,996,900.00 3,996,900.00	100.10 1.96%	4,004,092.00 32,444.44	1.27% 7,192.00	Aaa / AA+ AAA	2.60 2.50
3135G0T45	FNMA Note 1.875% Due 4/5/2022	4,650,000.00	06/19/2017 1.88%	4,649,297.85 4,649,297.85	99.78 1.96%	4,639,584.00 13,562.50	1.46% (9,713.85)	Aaa / AA+ AAA	2.85 2.75
3135G0T94	FNMA Note 2.375% Due 1/19/2023	5,500,000.00	04/11/2018 2.71%	5,418,930.00 5,418,930.00	101.35 1.99%	5,573,986.00 47,895.83	1.76% 155,056.00	Aaa / AA+ AAA	3.64 3.44
3137EAEN5	FHLMC Note 2.75% Due 6/19/2023	4,550,000.00	Various 2.86%	4,527,967.50 4,527,967.50	102.92 2.00%	4,682,832.70 56,306.25	1.49% 154,865.20	Aaa / AA+ AAA	4.05 3.78
3130A0F70	FHLB Note 3.375% Due 12/8/2023	3,500,000.00	01/16/2019 2.73%	3,602,165.00 3,602,165.00	106.00 1.98%	3,709,965.00 56,765.63	1.18% 107,800.00	Aaa / AA+ AAA	4.53 4.14

## City of Corona Consolidated

## Holdings Report



Account #10003

As of May 31, 2019

CUSIP	Security Description	Par Value/Units	Purchase Date Book Yield	Cost Value Book Value	Mkt Price Mkt YTM	Market Value Accrued Int.	% of Port. Gain/Loss	Moody/S&P Fitch	Maturity Duration
<b>AGENCY</b>									
3130A0XE5	FHLB Note 3.25% Due 3/8/2024	1,000,000.00	03/28/2019 2.27%	1,045,410.00 1,045,410.00	105.58 2.02%	1,055,807.00 7,493.06	0.33% 10,397.00	Aaa / AA+ NR	4.78 4.39
3130AB3H7	FHLB Note 2.375% Due 3/8/2024	4,000,000.00	04/29/2019 2.37%	4,000,280.00 4,000,280.00	101.49 2.04%	4,059,768.00 21,902.78	1.28% 59,488.00	Aaa / AA+ NR	4.78 4.47
<b>Total Agency</b>		<b>74,220,000.00</b>	<b>1.90%</b>	<b>74,038,543.12</b>	<b>2.03%</b>	<b>74,315,150.39</b> <b>385,856.91</b>	<b>23.44%</b> <b>276,607.27</b>	<b>Aaa / AA+</b> <b>AAA</b>	<b>2.52</b> <b>2.40</b>
<b>CMO</b>									
3137BDDC7	FHLMC K716 A2 3.13% Due 6/25/2021	1,235,000.00	09/12/2017 1.92%	1,285,654.30 1,285,654.30	101.41 2.26%	1,252,388.80 644.26	0.39% (33,265.50)	Aaa / AA+ NR	2.07 1.81
3137BFDQ1	FHLMC K717 A2 2.991% Due 9/25/2021	2,125,000.00	Various 2.61%	2,146,894.53 2,146,894.53	101.38 2.54%	2,154,231.50 5,296.56	0.68% 7,336.97	NR / NR AAA	2.32 2.03
3137BM6P6	FHLMC K721 A2 3.09% Due 8/25/2022	3,250,000.00	09/21/2017 2.22%	3,373,630.00 3,373,630.00	102.38 2.21%	3,327,330.50 8,368.75	1.05% (46,299.50)	Aaa / NR NR	3.24 2.86
3137B5JM6	FHLMC K034 A2 3.531% Due 7/25/2023	3,850,000.00	08/28/2018 3.03%	3,931,662.11 3,931,662.11	104.68 2.27%	4,030,260.85 11,328.63	1.27% 98,598.74	NR / NR AAA	4.15 3.75
3137B7M29	FHLMC K036 A2 3.527% Due 10/25/2023	3,750,000.00	Various 2.97%	3,837,910.16 3,837,910.16	104.97 2.25%	3,936,547.50 2,204.38	1.24% 98,637.34	Aaa / NR AAA	4.41 3.39
3137BYPQ7	FHLMC K726 A2 2.905% Due 4/25/2024	4,000,000.00	04/22/2019 2.72%	4,028,593.75 4,028,593.75	102.45 2.32%	4,098,003.84 9,683.33	1.29% 69,410.09	NR / AAA NR	4.91 4.36
<b>Total CMO</b>		<b>18,210,000.00</b>	<b>2.68%</b>	<b>18,604,344.85</b>	<b>2.30%</b>	<b>18,798,762.99</b> <b>37,525.91</b>	<b>5.91%</b> <b>194,418.14</b>	<b>Aaa / AAA</b> <b>AAA</b>	<b>3.86</b> <b>3.32</b>
<b>FOREIGN CORPORATE</b>									
404280BA6	HSBC Holdings PLC Note 3.6% Due 5/25/2023	1,200,000.00	05/15/2019 2.97%	1,228,680.00 1,228,680.00	102.38 2.96%	1,228,609.20 720.00	0.39% (70.80)	A2 / A AA-	3.99 3.69
89114QC48	Toronto Dominion Bank Note 3.5% Due 7/19/2023	1,910,000.00	07/27/2018 3.56%	1,904,461.00 1,904,461.00	103.86 2.51%	1,983,666.79 24,511.67	0.63% 79,205.79	Aa1 / AA- AA-	4.14 3.80

## City of Corona Consolidated

Account #10003

## Holdings Report

As of May 31, 2019



CUSIP	Security Description	Par Value/Units	Purchase Date Book Yield	Cost Value Book Value	Mkt Price Mkt YTM	Market Value Accrued Int.	% of Port. Gain/Loss	Moody/S&P Fitch	Maturity Duration
<b>FOREIGN CORPORATE</b>									
89114QCB2	Toronto Dominion Bank Note 3.25% Due 3/11/2024	1,270,000.00	03/26/2019 2.97%	1,286,078.20 1,286,078.20	102.65 2.66%	1,303,602.93 9,172.22	0.41% 17,524.73	Aa3 / A AA-	4.78 4.38
<b>Total Foreign Corporate</b>		<b>4,380,000.00</b>	<b>3.23%</b>	<b>4,419,219.20</b>	<b>2.67%</b>	<b>4,515,878.92</b> <b>34,403.89</b>	<b>1.43%</b> <b>96,659.72</b>	<b>Aa3 / A+</b> <b>AA-</b>	<b>4.28</b> <b>3.94</b>
<b>LAIF</b>									
90LAIF\$00	Local Agency Investment Fund State Pool	48,562,348.56	Various 2.44%	48,562,348.56 48,562,348.56	1.00 2.44%	48,562,348.56 192,776.69	15.30% 0.00	NR / NR NR	0.00 0.00
<b>Total LAIF</b>		<b>48,562,348.56</b>	<b>2.44%</b>	<b>48,562,348.56</b>	<b>2.44%</b>	<b>48,562,348.56</b> <b>192,776.69</b>	<b>15.30%</b> <b>0.00</b>	<b>NR / NR</b> <b>NR</b>	<b>0.00</b> <b>0.00</b>
<b>MONEY MARKET FUND FI</b>									
60934N807	Federated Investors Govt Oblig Fund Inst.	2,432,301.63	Various 2.02%	2,432,301.63 2,432,301.63	1.00 2.02%	2,432,301.63 0.00	0.76% 0.00	Aaa / AAA AAA	0.00 0.00
<b>Total Money Market Fund FI</b>		<b>2,432,301.63</b>	<b>2.02%</b>	<b>2,432,301.63</b>	<b>2.02%</b>	<b>2,432,301.63</b> <b>0.00</b>	<b>0.76%</b> <b>0.00</b>	<b>Aaa / AAA</b> <b>AAA</b>	<b>0.00</b> <b>0.00</b>
<b>SUPRANATIONAL</b>									
45950KCD0	International Finance Corp Note 1.75% Due 9/16/2019	700,000.00	11/02/2017 1.72%	700,329.00 700,329.00	99.81 2.39%	698,694.50 2,552.08	0.22% (1,634.50)	Aaa / AAA NR	0.30 0.29
459058GA5	Intl. Bank Recon & Development Note 1.625% Due 9/4/2020	4,000,000.00	11/03/2017 1.87%	3,972,680.00 3,972,680.00	99.34 2.16%	3,973,560.00 15,708.33	1.25% 880.00	Aaa / AAA AAA	1.27 1.23
45950KCM0	International Finance Corp Note 2.25% Due 1/25/2021	1,685,000.00	01/18/2018 2.35%	1,680,046.10 1,680,046.10	100.30 2.06%	1,690,102.18 13,269.38	0.53% 10,056.08	Aaa / AAA NR	1.66 1.60
4581X0CW6	Inter-American Dev Bank Note 2.125% Due 1/18/2022	4,000,000.00	11/03/2017 2.07%	4,008,600.00 4,008,600.00	100.36 1.98%	4,014,496.00 31,402.78	1.27% 5,896.00	Aaa / NR AAA	2.64 2.53

## City of Corona Consolidated

## Holdings Report



Account #10003

As of May 31, 2019

CUSIP	Security Description	Par Value/Units	Purchase Date Book Yield	Cost Value Book Value	Mkt Price Mkt YTM	Market Value Accrued Int.	% of Port. Gain/Loss	Moody/S&P Fitch	Maturity Duration
<b>SUPRANATIONAL</b>									
4581X0CZ9	Inter-American Dev Bank Note 1.75% Due 9/14/2022	3,600,000.00	Various 2.30%	3,512,573.00 3,512,573.00	99.25 1.99%	3,573,111.60 13,475.00	1.13% 60,538.60	NR / NR AAA	3.29 3.16
<b>Total Supranational</b>		<b>13,985,000.00</b>	<b>2.09%</b>	<b>13,874,228.10</b>	<b>2.06%</b>	<b>13,949,964.28</b> <b>76,407.57</b>	<b>4.40%</b> <b>75,736.18</b>	<b>Aaa / AAA</b> <b>AAA</b>	<b>2.18</b> <b>2.10</b>
<b>US CORPORATE</b>									
40434CAC9	HSBC USA Inc Note 2.25% Due 6/23/2019	2,700,000.00	06/20/2017 1.99%	2,713,797.00 2,713,797.00	99.98 2.62%	2,699,343.90 26,662.50	0.86% (14,453.10)	A2 / A AA-	0.06 0.06
94974BGF1	Wells Fargo Corp Note 2.15% Due 1/30/2020	2,575,000.00	01/26/2015 2.17%	2,572,198.40 2,572,198.40	99.78 2.49%	2,569,219.13 18,607.95	0.81% (2,979.27)	A2 / A- A+	0.67 0.65
22160KAG0	Costco Wholesale Corp Note 1.75% Due 2/15/2020	1,630,000.00	02/05/2015 1.77%	1,628,288.50 1,628,288.50	99.53 2.42%	1,622,350.41 8,399.03	0.51% (5,938.09)	Aa3 / A+ NR	0.71 0.69
747525AD5	Qualcomm Inc Note 2.25% Due 5/20/2020	2,400,000.00	06/11/2015 2.49%	2,373,420.00 2,373,420.00	99.68 2.58%	2,392,384.80 1,650.00	0.75% 18,964.80	A2 / A- NR	0.97 0.95
437076BQ4	Home Depot Note 1.8% Due 6/5/2020	1,140,000.00	05/24/2017 1.82%	1,139,338.80 1,139,338.80	99.30 2.50%	1,132,071.30 10,032.00	0.36% (7,267.50)	A2 / A A	1.02 0.99
594918BG8	Microsoft Callable Note Cont. 10/03/20 2% Due 11/3/2020	1,035,000.00	10/29/2015 2.02%	1,034,172.00 1,034,172.00	99.73 2.19%	1,032,255.18 1,610.00	0.32% (1,916.82)	Aaa / AAA AA+	1.43 1.39
00440EAT4	Chubb INA Holdings Inc Callable Note Cont 10/3/2020 2.3% Due 11/3/2020	2,545,000.00	02/06/2017 2.17%	2,556,986.95 2,556,986.95	99.93 2.34%	2,543,284.67 4,552.72	0.80% (13,702.28)	A3 / A A	1.43 1.39
78012KKU0	Royal Bank of Canada Note 2.5% Due 1/19/2021	2,400,000.00	12/11/2017 2.37%	2,409,096.00 2,409,096.00	100.29 2.32%	2,406,957.60 22,000.00	0.76% (2,138.40)	Aa2 / AA- AA	1.64 1.58
30231GAV4	Exxon Mobil Corp Callable Note Cont 2/1/2021 2.222% Due 3/1/2021	2,700,000.00	Various 1.97%	2,730,414.55 2,730,414.55	99.93 2.26%	2,697,983.11 14,998.51	0.85% (32,431.44)	Aaa / AA+ NR	1.75 1.70
24422ESL4	John Deere Capital Corp Note 2.8% Due 3/4/2021	1,850,000.00	05/24/2017 2.12%	1,895,010.50 1,895,010.50	100.62 2.43%	1,861,534.75 12,518.33	0.59% (33,475.75)	A2 / A A	1.76 1.70
369550BE7	General Dynamics Corp Note 3% Due 5/11/2021	2,970,000.00	Various 3.25%	2,949,150.50 2,949,150.50	101.24 2.34%	3,006,810.18 4,950.00	0.95% 57,659.68	A2 / A+ NR	1.95 1.88

## City of Corona Consolidated

## Holdings Report



Account #10003

As of May 31, 2019

CUSIP	Security Description	Par Value/Units	Purchase Date Book Yield	Cost Value Book Value	Mkt Price Mkt YTM	Market Value Accrued Int.	% of Port. Gain/Loss	Moody/S&P Fitch	Maturity Duration
<b>US CORPORATE</b>									
857477AV5	State Street Bank Note 1.95% Due 5/19/2021	2,075,000.00	Various 2.04%	2,067,408.60 2,067,408.60	99.23 2.35%	2,058,978.93 1,348.75	0.65% (8,429.67)	A1 / A AA-	1.97 1.92
594918BP8	Microsoft Callable Note Cont 7/8/21 1.55% Due 8/8/2021	1,875,000.00	Various 1.57%	1,872,774.45 1,872,774.45	98.54 2.24%	1,847,611.88 9,122.39	0.58% (25,162.57)	Aaa / AAA AA+	2.19 2.12
68389XBK0	Oracle Corp Callable Note Cont 8/01/21 1.9% Due 9/15/2021	3,325,000.00	Various 2.44%	3,255,728.25 3,255,728.25	98.73 2.47%	3,282,752.55 13,336.94	1.03% 27,024.30	A1 / AA- A	2.30 2.21
89236TDP7	Toyota Motor Credit Corp Note 2.6% Due 1/11/2022	3,100,000.00	Various 3.18%	3,038,938.00 3,038,938.00	100.31 2.48%	3,109,575.90 31,344.44	0.99% 70,637.90	Aa3 / AA- A+	2.62 2.49
91159HHP8	US Bancorp Callable Cont 12/23/2021 2.625% Due 1/24/2022	1,250,000.00	01/19/2017 2.66%	1,247,850.00 1,247,850.00	100.48 2.43%	1,255,947.50 11,575.52	0.40% 8,097.50	A1 / A+ AA-	2.65 2.44
674599CK9	Occidental Petroleum Callable Note Cont 3/15/2022 2.6% Due 4/15/2022	2,840,000.00	Various 2.78%	2,824,314.10 2,824,314.10	99.16 2.90%	2,816,104.24 9,435.11	0.89% (8,209.86)	A3 / A A	2.88 2.74
69353RFE3	PNC Bank Callable Note Cont 6/28/2022 2.45% Due 7/28/2022	3,050,000.00	07/25/2017 2.45%	3,049,725.50 3,049,725.50	100.20 2.38%	3,056,176.25 25,531.04	0.97% 6,450.75	A2 / A A+	3.16 2.92
44932HAC7	IBM Credit Corp Note 2.2% Due 9/8/2022	2,955,000.00	11/29/2017 2.58%	2,905,001.40 2,905,001.40	98.63 2.64%	2,914,534.23 14,988.42	0.92% 9,532.83	A1 / A A	3.28 3.12
48128BAB7	JP Morgan Chase & Co Callable Note 1X 1/15/2022 2.972% Due 1/15/2023	3,250,000.00	Various 3.11%	3,228,657.50 3,228,657.50	100.65 2.71%	3,271,242.00 36,489.56	1.04% 42,584.50	A2 / A- AA-	3.63 3.06
808513AT2	Charles Schwab Corp Callable Note Cont 12/25/2022 2.65% Due 1/25/2023	750,000.00	05/20/2019 2.73%	748,027.50 748,027.50	100.30 2.56%	752,217.75 6,956.25	0.24% 4,190.25	A2 / A A	3.66 3.36
24422ETG4	John Deere Capital Corp Note 2.8% Due 3/6/2023	1,500,000.00	Various 3.52%	1,454,530.00 1,454,530.00	100.85 2.56%	1,512,723.00 9,916.67	0.48% 58,193.00	A2 / A A	3.77 3.53
084670BR8	Berkshire Hathaway Callable Note Cont 1/15/2023 2.75% Due 3/15/2023	2,500,000.00	11/26/2018 3.51%	2,425,225.00 2,425,225.00	100.92 2.48%	2,523,072.50 14,513.89	0.80% 97,847.50	Aa2 / AA A+	3.79 3.41
037833AK6	Apple Inc Note 2.4% Due 5/3/2023	2,215,000.00	11/28/2018 3.54%	2,112,644.85 2,112,644.85	99.80 2.45%	2,210,488.05 4,134.67	0.69% 97,843.20	Aa1 / AA+ NR	3.93 3.71
097023BQ7	Boeing Co Callable Note Cont 4/15/2023 1.875% Due 6/15/2023	2,020,000.00	02/13/2019 2.98%	1,930,251.40 1,930,251.40	96.86 2.70%	1,956,628.56 17,464.58	0.62% 26,377.16	A2 / A A	4.04 3.82



## City of Corona Consolidated

## Holdings Report



Account #10003

As of May 31, 2019

CUSIP	Security Description	Par Value/Units	Purchase Date Book Yield	Cost Value Book Value	Mkt Price Mkt YTM	Market Value Accrued Int.	% of Port. Gain/Loss	Moody/S&P Fitch	Maturity Duration
<b>US CORPORATE</b>									
166764AH3	Chevron Corp Callable Note Cont 3/24/2023 3.191% Due 6/24/2023	3,000,000.00	Various 3.33%	2,982,300.00 2,982,300.00	102.72 2.44%	3,081,480.00 41,748.92	0.98% 99,180.00	Aa2 / AA NR	4.07 3.54
931142EK5	Wal-Mart Stores Callable Note Cont 5/26/2023 3.4% Due 6/26/2023	2,000,000.00	05/08/2019 2.67%	2,056,900.00 2,056,900.00	103.89 2.37%	2,077,706.00 29,277.78	0.66% 20,806.00	Aa2 / AA AA	4.07 3.67
02665WCJ8	American Honda Finance Note 3.45% Due 7/14/2023	930,000.00	07/11/2018 3.49%	928,391.10 928,391.10	103.80 2.47%	965,305.59 12,210.13	0.31% 36,914.49	A2 / A NR	4.12 3.79
69371RP59	Paccar Financial Corp Note 3.4% Due 8/9/2023	2,300,000.00	08/06/2018 3.41%	2,299,057.00 2,299,057.00	102.99 2.64%	2,368,733.20 24,328.89	0.75% 69,676.20	A1 / A+ NR	4.19 3.85
06406RAJ6	Bank of NY Mellon Corp Note 3.45% Due 8/11/2023	3,254,000.00	05/16/2019 2.79%	3,339,580.20 3,339,580.20	103.10 2.66%	3,354,727.57 34,302.58	1.06% 15,147.37	A1 / A AA-	4.20 3.86
02665WCQ2	American Honda Finance Note 3.625% Due 10/10/2023	2,260,000.00	10/03/2018 3.64%	2,258,146.80 2,258,146.80	104.34 2.56%	2,358,156.32 11,606.04	0.74% 100,009.52	A2 / A NR	4.36 4.01
06051GHF9	Bank of America Corp Callable Note 1X 3/5/2023 3.55% Due 3/5/2024	3,250,000.00	Various 3.38%	3,273,420.00 3,273,420.00	102.19 2.93%	3,321,318.00 27,561.81	1.05% 47,898.00	A2 / A- A+	4.77 3.48
<b>Total US Corporate</b>		<b>73,644,000.00</b>	<b>2.72%</b>	<b>73,300,744.85</b>	<b>2.52%</b>	<b>74,059,675.05</b> <b>513,175.42</b>	<b>23.40%</b> <b>758,930.20</b>	<b>A1 / A+</b> <b>A+</b>	<b>2.78</b> <b>2.53</b>
<b>US TREASURY</b>									
912796VG1	US Treasury Bill 2.285% Due 6/18/2019	8,000,000.00	05/30/2019 2.32%	7,990,350.11 7,990,350.11	99.88 2.32%	7,990,350.11 1,015.78	2.51% 0.00	P-1 / A-1+ F-1+	0.05 0.05
912828J84	US Treasury Note 1.375% Due 3/31/2020	2,580,000.00	10/23/2015 1.35%	2,582,528.17 2,582,528.17	99.25 2.29%	2,560,650.00 6,009.43	0.81% (21,878.17)	Aaa / AA+ AAA	0.84 0.82
912828VF4	US Treasury Note 1.375% Due 5/31/2020	4,000,000.00	07/10/2015 1.62%	3,954,857.15 3,954,857.15	99.15 2.24%	3,965,936.00 150.27	1.24% 11,078.85	Aaa / AA+ AAA	1.00 0.99
912828L32	US Treasury Note 1.375% Due 8/31/2020	4,000,000.00	09/29/2015 1.37%	4,001,263.40 4,001,263.40	99.07 2.13%	3,962,812.00 13,899.46	1.25% (38,451.40)	Aaa / AA+ AAA	1.25 1.23
912828L99	US Treasury Note 1.375% Due 10/31/2020	3,900,000.00	11/23/2015 1.71%	3,838,923.22 3,838,923.22	99.04 2.07%	3,862,372.80 4,663.04	1.21% 23,449.58	Aaa / AA+ AAA	1.42 1.39
912828N89	US Treasury Note 1.375% Due 1/31/2021	4,000,000.00	03/09/2016 1.40%	3,996,107.15 3,996,107.15	98.94 2.02%	3,957,656.00 18,383.98	1.25% (38,451.15)	Aaa / AA+ AAA	1.67 1.63

## City of Corona Consolidated

## Holdings Report



Account #10003

As of May 31, 2019

CUSIP	Security Description	Par Value/Units	Purchase Date Book Yield	Cost Value Book Value	Mkt Price Mkt YTM	Market Value Accrued Int.	% of Port. Gain/Loss	Moody/S&P Fitch	Maturity Duration
<b>US TREASURY</b>									
912828B90	US Treasury Note 2% Due 2/28/2021	4,700,000.00	Various 1.60%	4,784,441.53 4,784,441.53	99.99 2.01%	4,699,450.10 23,755.44	1.48% (84,991.43)	Aaa / AA+ AAA	1.75 1.70
912828Q37	US Treasury Note 1.25% Due 3/31/2021	4,100,000.00	12/13/2016 1.81%	4,005,041.08 4,005,041.08	98.68 1.98%	4,046,027.60 8,681.69	1.27% 40,986.52	Aaa / AA+ AAA	1.84 1.80
912828T34	US Treasury Note 1.125% Due 9/30/2021	4,125,000.00	11/09/2016 1.48%	4,055,243.31 4,055,243.31	98.24 1.90%	4,052,490.75 7,861.17	1.27% (2,752.56)	Aaa / AA+ AAA	2.34 2.28
912828J43	US Treasury Note 1.75% Due 2/28/2022	4,350,000.00	03/13/2017 2.14%	4,271,340.74 4,271,340.74	99.54 1.92%	4,330,120.50 19,238.11	1.36% 58,779.76	Aaa / AA+ AAA	2.75 2.66
912828XG0	US Treasury Note 2.125% Due 6/30/2022	4,000,000.00	08/15/2017 1.82%	4,056,732.15 4,056,732.15	100.66 1.90%	4,026,248.00 35,690.61	1.27% (30,484.15)	Aaa / AA+ AAA	3.08 2.95
912828L24	US Treasury Note 1.875% Due 8/31/2022	4,500,000.00	10/17/2017 1.98%	4,478,906.25 4,478,906.25	99.89 1.91%	4,495,077.00 21,323.03	1.42% 16,170.75	Aaa / AA+ AAA	3.25 3.12
912828N30	US Treasury Note 2.125% Due 12/31/2022	4,800,000.00	01/25/2018 2.46%	4,725,375.00 4,725,375.00	100.74 1.91%	4,835,438.40 42,828.73	1.53% 110,063.40	Aaa / AA+ AAA	3.59 3.41
912828T91	US Treasury Note 1.625% Due 10/31/2023	5,000,000.00	05/29/2019 2.05%	4,909,960.94 4,909,960.94	98.67 1.94%	4,933,400.00 7,065.22	1.55% 23,439.06	Aaa / AA+ AAA	4.42 4.23
912828B66	US Treasury Note 2.75% Due 2/15/2024	5,000,000.00	Various 2.21%	5,121,796.88 5,121,796.88	103.63 1.94%	5,181,250.00 40,262.43	1.64% 59,453.12	Aaa / AA+ AAA	4.72 4.38
<b>Total US Treasury</b>		<b>67,055,000.00</b>	<b>1.88%</b>	<b>66,772,867.08</b> <b>66,772,867.08</b>	<b>2.04%</b>	<b>66,899,279.26</b> <b>250,828.39</b>	<b>21.07%</b> <b>126,412.18</b>	<b>Aaa / AA+</b> <b>AAA</b>	<b>2.26</b> <b>2.17</b>
<b>TOTAL PORTFOLIO</b>		<b>316,117,867.18</b>	<b>2.27%</b>	<b>315,543,498.10</b> <b>315,543,498.10</b>	<b>2.25%</b>	<b>317,189,303.68</b> <b>1,503,359.80</b>	<b>100.00%</b> <b>1,645,805.58</b>	<b>Aa1 / AA</b> <b>AAA</b>	<b>2.22</b> <b>1.99</b>
<b>TOTAL MARKET VALUE PLUS ACCRUED</b>						<b>318,692,663.48</b>			

## City of Corona Consolidated

## Transaction Ledger



Account #10003

As of May 31, 2019

Transaction Type	Settlement Date	CUSIP	Quantity	Security Description	Price	Acq/Disp Yield	Amount	Interest Pur/Sold	Total Amount	Gain/Loss
<b>ACQUISITIONS</b>										
Purchase	05/02/2019	60934N807	1,330.26	Federated Investors Govt Oblig Fund Inst.	1.000	2.07%	1,330.26	0.00	1,330.26	0.00
Purchase	05/03/2019	60934N807	66,197.50	Federated Investors Govt Oblig Fund Inst.	1.000	2.07%	66,197.50	0.00	66,197.50	0.00
Purchase	05/06/2019	60934N807	20,625.00	Federated Investors Govt Oblig Fund Inst.	1.000	2.07%	20,625.00	0.00	20,625.00	0.00
Purchase	05/11/2019	60934N807	44,550.00	Federated Investors Govt Oblig Fund Inst.	1.000	2.07%	44,550.00	0.00	44,550.00	0.00
Purchase	05/13/2019	931142EK5	2,000,000.00	Wal-Mart Stores Callable Note Cont 5/26/2023 3.4% Due 6/26/2023	102.845	2.65%	2,056,900.00	25,877.78	2,082,777.78	0.00
Purchase	05/14/2019	912796QH5	15,000,000.00	US Treasury Bill 2.346% Due 5/23/2019	99.941	2.38%	14,991,202.50	0.00	14,991,202.50	0.00
Purchase	05/15/2019	60934N807	5,769.53	Federated Investors Govt Oblig Fund Inst.	1.000	2.07%	5,769.53	0.00	5,769.53	0.00
Purchase	05/15/2019	60934N807	3,779.58	Federated Investors Govt Oblig Fund Inst.	1.000	2.07%	3,779.58	0.00	3,779.58	0.00
Purchase	05/15/2019	60934N807	1,217.08	Federated Investors Govt Oblig Fund Inst.	1.000	2.07%	1,217.08	0.00	1,217.08	0.00
Purchase	05/15/2019	60934N807	177,716.58	Federated Investors Govt Oblig Fund Inst.	1.000	2.07%	177,716.58	0.00	177,716.58	0.00
Purchase	05/15/2019	60934N807	43,640.25	Federated Investors Govt Oblig Fund Inst.	1.000	2.07%	43,640.25	0.00	43,640.25	0.00
Purchase	05/15/2019	60934N807	44,345.12	Federated Investors Govt Oblig Fund Inst.	1.000	2.07%	44,345.12	0.00	44,345.12	0.00
Purchase	05/15/2019	60934N807	1,695.75	Federated Investors Govt Oblig Fund Inst.	1.000	2.07%	1,695.75	0.00	1,695.75	0.00
Purchase	05/15/2019	60934N807	6,057.33	Federated Investors Govt Oblig Fund Inst.	1.000	2.07%	6,057.33	0.00	6,057.33	0.00
Purchase	05/15/2019	60934N807	63,820.10	Federated Investors Govt Oblig Fund Inst.	1.000	2.07%	63,820.10	0.00	63,820.10	0.00
Purchase	05/16/2019	60934N807	131,496.76	Federated Investors Govt Oblig Fund Inst.	1.000	2.07%	131,496.76	0.00	131,496.76	0.00

## City of Corona Consolidated

## Transaction Ledger



Account #10003

As of May 31, 2019

Transaction Type	Settlement Date	CUSIP	Quantity	Security Description	Price	Acq/Disp Yield	Amount	Interest Pur/Sold	Total Amount	Gain/Loss
<b>ACQUISITIONS</b>										
Purchase	05/16/2019	60934N807	214,747.61	Federated Investors Govt Oblig Fund Inst.	1.000	2.07%	214,747.61	0.00	214,747.61	0.00
Purchase	05/17/2019	404280BA6	1,200,000.00	HSBC Holdings PLC Note 3.6% Due 5/25/2023	102.390	2.97%	1,228,680.00	20,640.00	1,249,320.00	0.00
Purchase	05/17/2019	60934N807	29,062.50	Federated Investors Govt Oblig Fund Inst.	1.000	2.07%	29,062.50	0.00	29,062.50	0.00
Purchase	05/19/2019	60934N807	20,231.25	Federated Investors Govt Oblig Fund Inst.	1.000	2.07%	20,231.25	0.00	20,231.25	0.00
Purchase	05/20/2019	06051GHF9	750,000.00	Bank of America Corp Callable Note 1X 3/5/2023 3.55% Due 3/5/2024	101.756	3.06%	763,170.00	5,546.88	768,716.88	0.00
Purchase	05/20/2019	06406RAJ6	3,254,000.00	Bank of NY Mellon Corp Note 3.45% Due 8/11/2023	102.630	2.79%	3,339,580.20	30,872.33	3,370,452.53	0.00
Purchase	05/20/2019	48128BAB7	750,000.00	JP Morgan Chase & Co Callable Note 1X 1/15/2022 2.972% Due 1/15/2023	100.371	2.86%	752,782.50	7,739.58	760,522.08	0.00
Purchase	05/20/2019	60934N807	27,000.00	Federated Investors Govt Oblig Fund Inst.	1.000	2.07%	27,000.00	0.00	27,000.00	0.00
Purchase	05/20/2019	68389XBK0	750,000.00	Oracle Corp Callable Note Cont 8/01/21 1.9% Due 9/15/2021	98.451	2.59%	738,382.50	2,572.92	740,955.42	0.00
Purchase	05/21/2019	3137B7MZ9	1,750,000.00	FHLMC K036 A2Due 10/25/2023	103.898	2.57%	1,818,222.66	3,429.03	1,821,651.69	0.00
Purchase	05/21/2019	60934N807	4,978.12	Federated Investors Govt Oblig Fund Inst.	1.000	2.07%	4,978.12	0.00	4,978.12	0.00
Purchase	05/22/2019	808513AT2	750,000.00	Charles Schwab Corp Callable Note Cont 12/25/2022 2.65% Due 1/25/2023	99.737	2.73%	748,027.50	6,459.38	754,486.88	0.00
Purchase	05/23/2019	60934N807	15,000,000.00	Federated Investors Govt Oblig Fund Inst.	1.000	2.07%	15,000,000.00	0.00	15,000,000.00	0.00
Purchase	05/25/2019	60934N807	21,600.00	Federated Investors Govt Oblig Fund Inst.	1.000	2.07%	21,600.00	0.00	21,600.00	0.00
Purchase	05/28/2019	60934N807	11,328.63	Federated Investors Govt Oblig Fund Inst.	1.000	2.07%	11,328.63	0.00	11,328.63	0.00

## City of Corona Consolidated

## Transaction Ledger



Account #10003

As of May 31, 2019

Transaction Type	Settlement Date	CUSIP	Quantity	Security Description	Price	Acq/Disp Yield	Amount	Interest Pur/Sold	Total Amount	Gain/Loss
<b>ACQUISITIONS</b>										
Purchase	05/28/2019	60934N807	5,878.33	Federated Investors Govt Oblig Fund Inst.	1.000	2.07%	5,878.33	0.00	5,878.33	0.00
Purchase	05/28/2019	60934N807	3,221.29	Federated Investors Govt Oblig Fund Inst.	1.000	2.07%	3,221.29	0.00	3,221.29	0.00
Purchase	05/28/2019	60934N807	5,296.56	Federated Investors Govt Oblig Fund Inst.	1.000	2.07%	5,296.56	0.00	5,296.56	0.00
Purchase	05/28/2019	60934N807	8,368.75	Federated Investors Govt Oblig Fund Inst.	1.000	2.07%	8,368.75	0.00	8,368.75	0.00
Purchase	05/28/2019	60934N807	9,683.33	Federated Investors Govt Oblig Fund Inst.	1.000	2.07%	9,683.33	0.00	9,683.33	0.00
Purchase	05/30/2019	60934N807	30,750.00	Federated Investors Govt Oblig Fund Inst.	1.000	2.07%	30,750.00	0.00	30,750.00	0.00
Purchase	05/30/2019	912796VG1	8,000,000.00	US Treasury Bill 2.285% Due 6/18/2019	99.879	2.32%	7,990,350.11	0.00	7,990,350.11	0.00
Purchase	05/30/2019	912828B66	2,000,000.00	US Treasury Note 2.75% Due 2/15/2024	103.125	2.05%	2,062,500.00	15,801.10	2,078,301.10	0.00
Purchase	05/30/2019	912828T91	5,000,000.00	US Treasury Note 1.625% Due 10/31/2023	98.199	2.05%	4,909,960.94	6,623.64	4,916,584.58	0.00
Purchase	05/31/2019	60934N807	27,500.00	Federated Investors Govt Oblig Fund Inst.	1.000	2.02%	27,500.00	0.00	27,500.00	0.00
<b>Subtotal</b>			<b>57,235,887.21</b>				<b>57,431,646.12</b>	<b>125,562.64</b>	<b>57,557,208.76</b>	<b>0.00</b>
Security Contribution	05/01/2019	90LAIF\$00	800,000.00	Local Agency Investment Fund State Pool	1.000		800,000.00	0.00	800,000.00	0.00
Security Contribution	05/06/2019	60934N807	25,000,000.00	Federated Investors Govt Oblig Fund Inst.	1.000		25,000,000.00	0.00	25,000,000.00	0.00
Security Contribution	05/07/2019	90LAIF\$00	900,000.00	Local Agency Investment Fund State Pool	1.000		900,000.00	0.00	900,000.00	0.00
Security Contribution	05/08/2019	90LAIF\$00	600,000.00	Local Agency Investment Fund State Pool	1.000		600,000.00	0.00	600,000.00	0.00
Security Contribution	05/13/2019	90LAIF\$00	400,000.00	Local Agency Investment Fund State Pool	1.000		400,000.00	0.00	400,000.00	0.00

## City of Corona Consolidated

## Transaction Ledger



Account #10003

As of May 31, 2019

Transaction Type	Settlement Date	CUSIP	Quantity	Security Description	Price	Acq/Disp Yield	Amount	Interest Pur/Sold	Total Amount	Gain/Loss
<b>ACQUISITIONS</b>										
Security Contribution	05/15/2019	90LAIF\$00	900,000.00	Local Agency Investment Fund State Pool	1.000		900,000.00	0.00	900,000.00	0.00
Security Contribution	05/20/2019	90LAIF\$00	500,000.00	Local Agency Investment Fund State Pool	1.000		500,000.00	0.00	500,000.00	0.00
Security Contribution	05/21/2019	90LAIF\$00	2,500,000.00	Local Agency Investment Fund State Pool	1.000		2,500,000.00	0.00	2,500,000.00	0.00
Security Contribution	05/22/2019	90LAIF\$00	500,000.00	Local Agency Investment Fund State Pool	1.000		500,000.00	0.00	500,000.00	0.00
Security Contribution	05/24/2019	90LAIF\$00	15,000,000.00	Local Agency Investment Fund State Pool	1.000		15,000,000.00	0.00	15,000,000.00	0.00
Security Contribution	05/28/2019	90LAIF\$00	4,800,000.00	Local Agency Investment Fund State Pool	1.000		4,800,000.00	0.00	4,800,000.00	0.00
Security Contribution	05/29/2019	90LAIF\$00	500,000.00	Local Agency Investment Fund State Pool	1.000		500,000.00	0.00	500,000.00	0.00
Security Contribution	05/31/2019	90LAIF\$00	1,100,000.00	Local Agency Investment Fund State Pool	1.000		1,100,000.00	0.00	1,100,000.00	0.00
<b>Subtotal</b>			<b>53,500,000.00</b>				<b>53,500,000.00</b>	<b>0.00</b>	<b>53,500,000.00</b>	<b>0.00</b>
<b>TOTAL ACQUISITIONS</b>			<b>110,735,887.21</b>				<b>110,931,646.12</b>	<b>125,562.64</b>	<b>111,057,208.76</b>	<b>0.00</b>
<b>DISPOSITIONS</b>										
Sale	05/13/2019	60934N807	2,082,777.78	Federated Investors Govt Oblig Fund Inst.	1.000	2.07%	2,082,777.78	0.00	2,082,777.78	0.00
Sale	05/14/2019	60934N807	14,991,202.50	Federated Investors Govt Oblig Fund Inst.	1.000	2.07%	14,991,202.50	0.00	14,991,202.50	0.00
Sale	05/17/2019	60934N807	1,249,320.00	Federated Investors Govt Oblig Fund Inst.	1.000	2.07%	1,249,320.00	0.00	1,249,320.00	0.00
Sale	05/20/2019	06406HCW7	2,650,000.00	Bank of New York Callable Note Cont 8/11/2019 2.3% Due 9/11/2019	99.911	2.58%	2,647,641.50	11,682.08	2,659,323.58	-33,005.50
Sale	05/20/2019	60934N807	2,981,323.33	Federated Investors Govt Oblig Fund Inst.	1.000	2.07%	2,981,323.33	0.00	2,981,323.33	0.00

## City of Corona Consolidated

## Transaction Ledger



Account #10003

As of May 31, 2019

Transaction Type	Settlement Date	CUSIP	Quantity	Security Description	Price	Acq/Disp Yield	Amount	Interest Pur/Sold	Total Amount	Gain/Loss
<b>DISPOSITIONS</b>										
Sale	05/21/2019	60934N807	1,821,651.69	Federated Investors Govt Oblig Fund Inst.	1.000	2.07%	1,821,651.69	0.00	1,821,651.69	0.00
Sale	05/22/2019	60934N807	754,486.88	Federated Investors Govt Oblig Fund Inst.	1.000	2.07%	754,486.88	0.00	754,486.88	0.00
Sale	05/30/2019	60934N807	6,994,885.68	Federated Investors Govt Oblig Fund Inst.	1.000	2.07%	6,994,885.68	0.00	6,994,885.68	0.00
Sale	05/30/2019	60934N807	7,990,350.11	Federated Investors Govt Oblig Fund Inst.	1.000	2.07%	7,990,350.11	0.00	7,990,350.11	0.00
<b>Subtotal</b>			<b>41,515,997.97</b>				<b>41,513,639.47</b>	<b>11,682.08</b>	<b>41,525,321.55</b>	<b>-33,005.50</b>
Paydown	05/15/2019	02587AAJ3	0.00	American Express Credit 2017-1 1.93% Due 9/15/2022	100.000		0.00	3,779.58	3,779.58	0.00
Paydown	05/15/2019	161571HF4	0.00	Chase CHAIT 2016-A5 1.27% Due 7/15/2021	100.000		0.00	1,217.08	1,217.08	0.00
Paydown	05/15/2019	43811BAC8	174,325.57	Honda Auto Receivables 2017-2 A3 1.68% Due 8/16/2021	100.000		174,325.57	3,391.01	177,716.58	2,710.22
Paydown	05/15/2019	43814QAC2	43,536.87	Honda Auto Receivables 2016-2 A3 1.39% Due 4/15/2020	100.000		43,536.87	103.38	43,640.25	0.84
Paydown	05/15/2019	47788BAD6	43,687.23	John Deere Owner Trust 2017-B A3 1.82% Due 10/15/2021	100.000		43,687.23	657.89	44,345.12	3.20
Paydown	05/15/2019	47788CAC6	0.00	John Deere Owner Trust 2016-B A4 2.66% Due 4/18/2022	100.000		0.00	1,695.75	1,695.75	0.00
Paydown	05/15/2019	47788EAC2	0.00	John Deere Owner Trust 2018-B A3 3.08% Due 11/15/2022	100.000		0.00	6,057.33	6,057.33	0.00
Paydown	05/15/2019	47788MAC4	5,762.99	John Deere Owner Trust 2016-A A3 1.36% Due 4/15/2020	100.000		5,762.99	6.54	5,769.53	0.91
Paydown	05/15/2019	654747AD6	62,650.56	Nissan Auto Receivables 2017-A A3 1.74% Due 8/16/2021	100.000		62,650.56	1,169.54	63,820.10	398.91
Paydown	05/16/2019	89237RAB4	130,846.20	Toyota Auto Receivable 2017-C A2A 1.58% Due 7/15/2020	100.000		130,846.20	650.56	131,496.76	1.24
Paydown	05/16/2019	89238BAB8	212,296.36	Toyota Auto Receivables Owner 2018-A A2A 2.1% Due 10/15/2020	100.000		212,296.36	2,451.25	214,747.61	21.70

## City of Corona Consolidated

## Transaction Ledger



Account #10003

As of May 31, 2019

Transaction Type	Settlement Date	CUSIP	Quantity	Security Description	Price	Acq/Disp Yield	Amount	Interest Pur/Sold	Total Amount	Gain/Loss
<b>DISPOSITIONS</b>										
Paydown	05/21/2019	43815HAC1	0.00	Honda Auto Receivables Owner 2018-3 A3 2.95% Due 8/22/2022	100.000		0.00	4,978.12	4,978.12	0.00
Paydown	05/28/2019	3137B5JM6	0.00	FHLMC K034 A2 3.531% Due 7/25/2023	100.000		0.00	11,328.63	11,328.63	0.00
Paydown	05/28/2019	3137B7MZ9	0.00	FHLMC K036 A2Due 10/25/2023	100.000		0.00	5,878.33	5,878.33	0.00
Paydown	05/28/2019	3137BDDC7	0.00	FHLMC K716 A2 3.13% Due 6/25/2021	100.000		0.00	3,221.29	3,221.29	0.00
Paydown	05/28/2019	3137BFDQ1	0.00	FHLMC K717 A2 2.991% Due 9/25/2021	100.000		0.00	5,296.56	5,296.56	0.00
Paydown	05/28/2019	3137BM6P6	0.00	FHLMC K721 A2Due 8/25/2022	100.000		0.00	8,368.75	8,368.75	0.00
Paydown	05/28/2019	3137BYPQ7	0.00	FHLMC K726 A2 2.905% Due 4/25/2024	100.000		0.00	9,683.33	9,683.33	0.00
<b>Subtotal</b>			<b>673,105.78</b>				<b>673,105.78</b>	<b>69,934.92</b>	<b>743,040.70</b>	<b>3,137.02</b>
Maturity	05/23/2019	912796QH5	15,000,000.00	US Treasury Bill 2.346% Due 5/23/2019	100.000		14,991,202.50	8,797.50	15,000,000.00	0.00
<b>Subtotal</b>			<b>15,000,000.00</b>				<b>14,991,202.50</b>	<b>8,797.50</b>	<b>15,000,000.00</b>	<b>0.00</b>
Security Withdrawal	05/02/2019	90LAIF\$00	2,800,000.00	Local Agency Investment Fund State Pool	1.000		2,800,000.00	0.00	2,800,000.00	0.00
Security Withdrawal	05/03/2019	90LAIF\$00	620,000.00	Local Agency Investment Fund State Pool	1.000		620,000.00	0.00	620,000.00	0.00
Security Withdrawal	05/06/2019	90LAIF\$00	25,000,000.00	Local Agency Investment Fund State Pool	1.000		25,000,000.00	0.00	25,000,000.00	0.00
Security Withdrawal	05/09/2019	90LAIF\$00	2,000,000.00	Local Agency Investment Fund State Pool	1.000		2,000,000.00	0.00	2,000,000.00	0.00
Security Withdrawal	05/10/2019	90LAIF\$00	200,000.00	Local Agency Investment Fund State Pool	1.000		200,000.00	0.00	200,000.00	0.00
Security Withdrawal	05/16/2019	90LAIF\$00	3,200,000.00	Local Agency Investment Fund State Pool	1.000		3,200,000.00	0.00	3,200,000.00	0.00



## City of Corona Consolidated

## Transaction Ledger



Account #10003

As of May 31, 2019

Transaction Type	Settlement Date	CUSIP	Quantity	Security Description	Price	Acq/Disp Yield	Amount	Interest Pur/Sold	Total Amount	Gain/Loss
<b>DISPOSITIONS</b>										
Security Withdrawal	05/30/2019	90LAIF\$00	3,500,000.00	Local Agency Investment Fund State Pool	1.000		3,500,000.00	0.00	3,500,000.00	0.00
<b>Subtotal</b>			<b>37,320,000.00</b>				<b>37,320,000.00</b>	<b>0.00</b>	<b>37,320,000.00</b>	<b>0.00</b>
<b>TOTAL DISPOSITIONS</b>			<b>94,509,103.75</b>				<b>94,497,947.75</b>	<b>90,414.50</b>	<b>94,588,362.25</b>	<b>-29,868.48</b>
<b>OTHER TRANSACTIONS</b>										
Interest	05/03/2019	00440EAT4	2,545,000.00	Chubb INA Holdings Inc Callable Note Cont 10/3/2020 2.3% Due 11/3/2020	0.000		29,267.50	0.00	29,267.50	0.00
Interest	05/03/2019	037833AK6	2,215,000.00	Apple Inc Note 2.4% Due 5/3/2023	0.000		26,580.00	0.00	26,580.00	0.00
Interest	05/03/2019	594918BG8	1,035,000.00	Microsoft Callable Note Cont. 10/03/20 2% Due 11/3/2020	0.000		10,350.00	0.00	10,350.00	0.00
Interest	05/06/2019	3135G0K69	3,300,000.00	FNMA Note 1.25% Due 5/6/2021	0.000		20,625.00	0.00	20,625.00	0.00
Interest	05/11/2019	369550BE7	2,970,000.00	General Dynamics Corp Note 3% Due 5/11/2021	0.000		44,550.00	0.00	44,550.00	0.00
Interest	05/17/2019	3137EAEK1	3,100,000.00	FHLMC Note 1.875% Due 11/17/2020	0.000		29,062.50	0.00	29,062.50	0.00
Interest	05/19/2019	857477AV5	2,075,000.00	State Street Bank Note 1.95% Due 5/19/2021	0.000		20,231.25	0.00	20,231.25	0.00
Interest	05/20/2019	747525AD5	2,400,000.00	Qualcomm Inc Note 2.25% Due 5/20/2020	0.000		27,000.00	0.00	27,000.00	0.00
Interest	05/25/2019	404280BA6	1,200,000.00	HSBC Holdings PLC Note 3.6% Due 5/25/2023	0.000		21,600.00	0.00	21,600.00	0.00
Interest	05/30/2019	3135G0F73	4,100,000.00	FNMA Note 1.5% Due 11/30/2020	0.000		30,750.00	0.00	30,750.00	0.00

## City of Corona Consolidated

Account #10003

## Transaction Ledger

As of May 31, 2019



Transaction Type	Settlement Date	CUSIP	Quantity	Security Description	Price	Acq/Disp Yield	Amount	Interest Pur/Sold	Total Amount	Gain/Loss
<b>OTHER TRANSACTIONS</b>										
Interest	05/31/2019	912828VF4	4,000,000.00	US Treasury Note 1.375% Due 5/31/2020	0.000		27,500.00	0.00	27,500.00	0.00
<b>Subtotal</b>			<b>28,940,000.00</b>				<b>287,516.25</b>	<b>0.00</b>	<b>287,516.25</b>	<b>0.00</b>
Dividend	05/02/2019	60934N807	266,412.39	Federated Investors Govt Oblig Fund Inst.	0.000		1,330.26	0.00	1,330.26	0.00
<b>Subtotal</b>			<b>266,412.39</b>				<b>1,330.26</b>	<b>0.00</b>	<b>1,330.26</b>	<b>0.00</b>
<b>TOTAL OTHER TRANSACTIONS</b>			<b>29,206,412.39</b>				<b>288,846.51</b>	<b>0.00</b>	<b>288,846.51</b>	<b>0.00</b>

## City of Corona Consolidated

## Income Earned



Account #10003

As of May 31, 2019

CUSIP	Security Description	Trade Date Settle Date Units	Book Value: Begin Book Value: Acq Book Value: Disp Book Value: End	Prior Accrued Inc. Received Ending Accrued Total Interest	Accr. Of Discount Amort. Of Premium Net Accret/Amort Income Earned	Total Income
<b>FIXED INCOME</b>						
00440EAT4	Chubb INA Holdings Inc Callable Note Cont 10/3/2020 2.3% Due 11/03/2020	02/06/2017 02/09/2017 2,545,000.00	2,556,986.95 0.00 0.00 2,556,986.95	28,942.31 29,267.50 4,552.72 4,877.91	0.00 0.00 0.00 4,877.91	4,877.91
02587AAJ3	American Express Credit 2017-1 1.93% Due 09/15/2022	06/21/2018 06/25/2018 2,350,000.00	2,313,464.83 0.00 0.00 2,313,464.83	2,015.78 3,779.58 2,015.78 3,779.58	0.00 0.00 0.00 3,779.58	3,779.58
02665WCJ8	American Honda Finance Note 3.45% Due 07/14/2023	07/11/2018 07/16/2018 930,000.00	928,391.10 0.00 0.00 928,391.10	9,536.38 0.00 12,210.13 2,673.75	0.00 0.00 0.00 2,673.75	2,673.75
02665WCQ2	American Honda Finance Note 3.625% Due 10/10/2023	10/03/2018 10/10/2018 2,260,000.00	2,258,146.80 0.00 0.00 2,258,146.80	4,778.96 0.00 11,606.04 6,827.08	0.00 0.00 0.00 6,827.08	6,827.08
037833AK6	Apple Inc Note 2.4% Due 05/03/2023	11/28/2018 11/30/2018 2,215,000.00	2,112,644.85 0.00 0.00 2,112,644.85	26,284.67 26,580.00 4,134.67 4,430.00	0.00 0.00 0.00 4,430.00	4,430.00
06051GHF9	Bank of America Corp Callable Note 1X 3/5/2023 3.55% Due 03/05/2024	Various Various 3,250,000.00	2,510,250.00 763,170.00 0.00 3,273,420.00	13,805.56 (5,546.88) 27,561.81 8,209.37	0.00 0.00 0.00 8,209.37	8,209.37
06406HCW7	Bank of New York Callable Note Cont 8/11/2019 Due 09/11/2019	Various Various 0.00	2,680,647.00 0.00 2,680,647.00 0.00	8,465.28 11,682.08 0.00 3,216.80	0.00 0.00 0.00 3,216.80	3,216.80
06406RAJ6	Bank of NY Mellon Corp Note 3.45% Due 08/11/2023	05/16/2019 05/20/2019 3,254,000.00	0.00 3,339,580.20 0.00 3,339,580.20	0.00 (30,872.33) 34,302.58 3,430.25	0.00 0.00 0.00 3,430.25	3,430.25
084670BR8	Berkshire Hathaway Callable Note Cont 1/15/2023 2.75% Due 03/15/2023	11/26/2018 11/28/2018 2,500,000.00	2,425,225.00 0.00 0.00 2,425,225.00	8,784.72 0.00 14,513.89 5,729.17	0.00 0.00 0.00 5,729.17	5,729.17

## City of Corona Consolidated

## Income Earned



Account #10003

As of May 31, 2019

CUSIP	Security Description	Trade Date Settle Date Units	Book Value: Begin Book Value: Acq Book Value: Disp Book Value: End	Prior Accrued Inc. Received Ending Accrued Total Interest	Accr. Of Discount Amort. Of Premium Net Accret/Amort Income Earned	Total Income
097023BQ7	Boeing Co Callable Note Cont 4/15/2023 1.875% Due 06/15/2023	02/13/2019 02/15/2019 2,020,000.00	1,930,251.40 0.00 0.00 1,930,251.40	14,308.33 0.00 17,464.58 3,156.25	0.00 0.00 0.00 3,156.25	3,156.25
161571HF4	Chase CHAIT 2016-A5 1.27% Due 07/15/2021	09/27/2018 09/28/2018 1,150,000.00	1,136,568.36 0.00 0.00 1,136,568.36	649.11 1,217.08 649.11 1,217.08	0.00 0.00 0.00 1,217.08	1,217.08
166764AH3	Chevron Corp Callable Note Cont 3/24/2023 3.191% Due 06/24/2023	Various Various 3,000,000.00	2,982,300.00 0.00 0.00 2,982,300.00	33,771.42 0.00 41,748.92 7,977.50	0.00 0.00 0.00 7,977.50	7,977.50
22160KAG0	Costco Wholesale Corp Note 1.75% Due 02/15/2020	02/05/2015 02/17/2015 1,630,000.00	1,628,288.50 0.00 0.00 1,628,288.50	6,021.94 0.00 8,399.03 2,377.09	0.00 0.00 0.00 2,377.09	2,377.09
24422ESL4	John Deere Capital Corp Note 2.8% Due 03/04/2021	05/24/2017 05/30/2017 1,850,000.00	1,895,010.50 0.00 0.00 1,895,010.50	8,201.67 0.00 12,518.33 4,316.66	0.00 0.00 0.00 4,316.66	4,316.66
24422ETG4	John Deere Capital Corp Note 2.8% Due 03/06/2023	Various Various 1,500,000.00	1,454,530.00 0.00 0.00 1,454,530.00	6,416.67 0.00 9,916.67 3,500.00	0.00 0.00 0.00 3,500.00	3,500.00
30231GAV4	Exxon Mobil Corp Callable Note Cont 2/1/2021 2.222% Due 03/01/2021	Various Various 2,700,000.00	2,730,414.55 0.00 0.00 2,730,414.55	9,999.00 0.00 14,998.51 4,999.51	0.00 0.00 0.00 4,999.51	4,999.51
3130A0F70	FHLB Note 3.375% Due 12/08/2023	01/16/2019 01/17/2019 3,500,000.00	3,602,165.00 0.00 0.00 3,602,165.00	46,921.88 0.00 56,765.63 9,843.75	0.00 0.00 0.00 9,843.75	9,843.75
3130A0XE5	FHLB Note 3.25% Due 03/08/2024	03/28/2019 03/29/2019 1,000,000.00	1,045,410.00 0.00 0.00 1,045,410.00	4,784.72 0.00 7,493.06 2,708.34	0.00 0.00 0.00 2,708.34	2,708.34

## City of Corona Consolidated

## Income Earned



Account #10003

As of May 31, 2019

CUSIP	Security Description	Trade Date Settle Date Units	Book Value: Begin Book Value: Acq Book Value: Disp Book Value: End	Prior Accrued Inc. Received Ending Accrued Total Interest	Accr. Of Discount Amort. Of Premium Net Accret/Amort Income Earned	Total Income
3130A7CV5	FHLB Note 1.375% Due 02/18/2021	02/17/2016 02/18/2016 3,420,000.00	3,406,183.20 0.00 0.00 3,406,183.20	9,535.63 0.00 13,454.38 3,918.75	0.00 0.00 0.00 3,918.75	3,918.75
3130A8QS5	FHLB Note 1.125% Due 07/14/2021	10/04/2016 10/06/2016 2,900,000.00	2,873,204.00 0.00 0.00 2,873,204.00	9,696.88 0.00 12,415.63 2,718.75	0.00 0.00 0.00 2,718.75	2,718.75
3130AB3H7	FHLB Note 2.375% Due 03/08/2024	04/29/2019 04/30/2019 4,000,000.00	4,000,280.00 0.00 0.00 4,000,280.00	13,986.11 0.00 21,902.78 7,916.67	0.00 0.00 0.00 7,916.67	7,916.67
3130AF5B9	FHLB Note 3% Due 10/12/2021	11/29/2018 11/30/2018 2,500,000.00	2,506,300.00 0.00 0.00 2,506,300.00	3,958.33 0.00 10,208.33 6,250.00	0.00 0.00 0.00 6,250.00	6,250.00
313379RB7	FHLB Note 1.875% Due 06/11/2021	08/30/2017 08/31/2017 2,500,000.00	2,518,850.00 0.00 0.00 2,518,850.00	18,229.17 0.00 22,135.42 3,906.25	0.00 0.00 0.00 3,906.25	3,906.25
3135G0D75	FNMA Note 1.5% Due 06/22/2020	09/29/2015 09/30/2015 4,000,000.00	4,002,160.00 0.00 0.00 4,002,160.00	21,500.00 0.00 26,500.00 5,000.00	0.00 0.00 0.00 5,000.00	5,000.00
3135G0F73	FNMA Note 1.5% Due 11/30/2020	12/16/2015 12/17/2015 4,100,000.00	4,022,510.00 0.00 0.00 4,022,510.00	25,795.83 30,750.00 170.83 5,125.00	0.00 0.00 0.00 5,125.00	5,125.00
3135G0J20	FNMA Note 1.375% Due 02/26/2021	Various Various 4,050,000.00	4,034,893.60 0.00 0.00 4,034,893.60	10,054.69 0.00 14,695.32 4,640.63	0.00 0.00 0.00 4,640.63	4,640.63
3135G0K69	FNMA Note 1.25% Due 05/06/2021	06/29/2016 06/30/2016 3,300,000.00	3,311,220.00 0.00 0.00 3,311,220.00	20,052.08 20,625.00 2,864.58 3,437.50	0.00 0.00 0.00 3,437.50	3,437.50

## City of Corona Consolidated

## Income Earned



Account #10003

As of May 31, 2019

CUSIP	Security Description	Trade Date Settle Date Units	Book Value: Begin Book Value: Acq Book Value: Disp Book Value: End	Prior Accrued Inc. Received Ending Accrued Total Interest	Accr. Of Discount Amort. Of Premium Net Accret/Amort Income Earned	Total Income
3135G0N82	FNMA Note 1.25% Due 08/17/2021	Various Various 4,100,000.00	4,086,725.40 0.00 0.00 4,086,725.40	10,534.72 0.00 14,805.56 4,270.84	0.00 0.00 0.00 4,270.84	4,270.84
3135G0Q89	FNMA Note 1.375% Due 10/07/2021	Various Various 3,925,000.00	3,873,275.45 0.00 0.00 3,873,275.45	3,597.92 0.00 8,095.31 4,497.39	0.00 0.00 0.00 4,497.39	4,497.39
3135G0S38	FNMA Note 2% Due 01/05/2022	01/11/2017 01/12/2017 4,000,000.00	3,996,900.00 0.00 0.00 3,996,900.00	25,777.78 0.00 32,444.44 6,666.66	0.00 0.00 0.00 6,666.66	6,666.66
3135G0T45	FNMA Note 1.875% Due 04/05/2022	06/19/2017 06/20/2017 4,650,000.00	4,649,297.85 0.00 0.00 4,649,297.85	6,296.88 0.00 13,562.50 7,265.62	0.00 0.00 0.00 7,265.62	7,265.62
3135G0T94	FNMA Note 2.375% Due 01/19/2023	04/11/2018 04/12/2018 5,500,000.00	5,418,930.00 0.00 0.00 5,418,930.00	37,010.42 0.00 47,895.83 10,885.41	0.00 0.00 0.00 10,885.41	10,885.41
3137B5JM6	FHLMC K034 A2 3.531% Due 07/25/2023	08/28/2018 08/31/2018 3,850,000.00	3,931,662.11 0.00 0.00 3,931,662.11	11,328.63 11,328.63 11,328.63 11,328.63	0.00 0.00 0.00 11,328.63	11,328.63
3137B7MZ9	FHLMC K036 A2 3.527% Due 10/25/2023	Various Various 3,750,000.00	2,019,687.50 1,818,222.66 0.00 3,837,910.16	1,175.67 2,449.30 2,204.38 3,478.01	0.00 0.00 0.00 3,478.01	3,478.01
3137BDDC7	FHLMC K716 A2 3.13% Due 06/25/2021	09/12/2017 09/14/2017 1,235,000.00	1,285,654.30 0.00 0.00 1,285,654.30	644.26 3,221.29 644.26 3,221.29	0.00 0.00 0.00 3,221.29	3,221.29
3137BFDQ1	FHLMC K717 A2 2.991% Due 09/25/2021	Various Various 2,125,000.00	2,146,894.53 0.00 0.00 2,146,894.53	5,296.56 5,296.56 5,296.56 5,296.56	0.00 0.00 0.00 5,296.56	5,296.56

## City of Corona Consolidated

## Income Earned



Account #10003

As of May 31, 2019

CUSIP	Security Description	Trade Date Settle Date Units	Book Value: Begin Book Value: Acq Book Value: Disp Book Value: End	Prior Accrued Inc. Received Ending Accrued Total Interest	Accr. Of Discount Amort. Of Premium Net Accret/Amort Income Earned	Total Income
3137BM6P6	FHLMC K721 A2 3.09% Due 08/25/2022	09/21/2017 09/26/2017 3,250,000.00	3,373,630.00 0.00 0.00 3,373,630.00	8,368.75 8,368.75 8,368.75 8,368.75	0.00 0.00 0.00 8,368.75	8,368.75
3137BYPQ7	FHLMC K726 A2 2.905% Due 04/25/2024	04/22/2019 04/25/2019 4,000,000.00	4,028,593.75 0.00 0.00 4,028,593.75	9,683.33 9,683.33 9,683.33 9,683.33	0.00 0.00 0.00 9,683.33	9,683.33
3137EAEC9	FHLMC Note 1.125% Due 08/12/2021	Various Various 4,125,000.00	4,090,903.75 0.00 0.00 4,090,903.75	10,183.59 0.00 14,050.78 3,867.19	0.00 0.00 0.00 3,867.19	3,867.19
3137EAEF2	FHLMC Note 1.375% Due 04/20/2020	05/18/2017 05/19/2017 5,000,000.00	4,979,400.00 0.00 0.00 4,979,400.00	2,100.69 0.00 7,829.86 5,729.17	0.00 0.00 0.00 5,729.17	5,729.17
3137EAEK1	FHLMC Note 1.875% Due 11/17/2020	11/21/2017 11/22/2017 3,100,000.00	3,091,967.37 0.00 0.00 3,091,967.37	26,479.17 29,062.50 2,260.42 4,843.75	0.00 0.00 0.00 4,843.75	4,843.75
3137EAEN5	FHLMC Note 2.75% Due 06/19/2023	Various Various 4,550,000.00	4,527,967.50 0.00 0.00 4,527,967.50	45,879.16 0.00 56,306.25 10,427.09	0.00 0.00 0.00 10,427.09	10,427.09
369550BE7	General Dynamics Corp Note 3% Due 05/11/2021	Various Various 2,970,000.00	2,949,150.50 0.00 0.00 2,949,150.50	42,075.00 44,550.00 4,950.00 7,425.00	0.00 0.00 0.00 7,425.00	7,425.00
404280BA6	HSBC Holdings PLC Note 3.6% Due 05/25/2023	05/15/2019 05/17/2019 1,200,000.00	0.00 1,228,680.00 0.00 1,228,680.00	0.00 960.00 720.00 1,680.00	0.00 0.00 0.00 1,680.00	1,680.00
40434CAC9	HSBC USA Inc Note 2.25% Due 06/23/2019	06/20/2017 06/23/2017 2,700,000.00	2,713,797.00 0.00 0.00 2,713,797.00	21,600.00 0.00 26,662.50 5,062.50	0.00 0.00 0.00 5,062.50	5,062.50

## City of Corona Consolidated

Account #10003

## Income Earned

As of May 31, 2019



CUSIP	Security Description	Trade Date Settle Date Units	Book Value: Begin Book Value: Acq Book Value: Disp Book Value: End	Prior Accrued Inc. Received Ending Accrued Total Interest	Accr. Of Discount Amort. Of Premium Net Accret/Amort Income Earned	Total Income
437076BQ4	Home Depot Note 1.8% Due 06/05/2020	05/24/2017 06/05/2017 1,140,000.00	1,139,338.80 0.00 0.00 1,139,338.80	8,322.00 0.00 10,032.00 1,710.00	0.00 0.00 0.00 1,710.00	1,710.00
43811BAC8	Honda Auto Receivables 2017-2 A3 1.68% Due 08/16/2021	04/27/2018 04/30/2018 2,247,826.61	2,384,495.28 0.00 171,615.35 2,212,879.93	1,808.54 3,391.01 1,678.38 3,260.85	0.00 0.00 0.00 3,260.85	3,260.85
43814QAC2	Honda Auto Receivables 2016-2 A3 1.39% Due 04/15/2020	05/24/2016 05/31/2016 45,713.79	89,248.93 0.00 43,536.03 45,712.90	55.14 103.38 28.24 76.48	0.00 0.00 0.00 76.48	76.48
43815HAC1	Honda Auto Receivables Owner 2018-3 A3 2.95% Due 08/22/2022	08/21/2018 08/28/2018 2,025,000.00	2,024,722.17 0.00 0.00 2,024,722.17	1,659.38 4,978.12 1,659.38 4,978.12	0.00 0.00 0.00 4,978.12	4,978.12
44932HAC7	IBM Credit Corp Note 2.2% Due 09/08/2022	11/29/2017 12/01/2017 2,955,000.00	2,905,001.40 0.00 0.00 2,905,001.40	9,570.92 0.00 14,988.42 5,417.50	0.00 0.00 0.00 5,417.50	5,417.50
4581X0CW6	Inter-American Dev Bank Note 2.125% Due 01/18/2022	11/03/2017 11/07/2017 4,000,000.00	4,008,600.00 0.00 0.00 4,008,600.00	24,319.44 0.00 31,402.78 7,083.34	0.00 0.00 0.00 7,083.34	7,083.34
4581X0CZ9	Inter-American Dev Bank Note 1.75% Due 09/14/2022	Various Various 3,600,000.00	3,512,573.00 0.00 0.00 3,512,573.00	8,225.00 0.00 13,475.00 5,250.00	0.00 0.00 0.00 5,250.00	5,250.00
459058GA5	Intl. Bank Recon & Development Note 1.625% Due 09/04/2020	11/03/2017 11/07/2017 4,000,000.00	3,972,680.00 0.00 0.00 3,972,680.00	10,291.67 0.00 15,708.33 5,416.66	0.00 0.00 0.00 5,416.66	5,416.66
45950KCD0	International Finance Corp Note 1.75% Due 09/16/2019	11/02/2017 11/06/2017 700,000.00	700,329.00 0.00 0.00 700,329.00	1,531.25 0.00 2,552.08 1,020.83	0.00 0.00 0.00 1,020.83	1,020.83



## City of Corona Consolidated

## Income Earned



Account #10003

As of May 31, 2019

CUSIP	Security Description	Trade Date Settle Date Units	Book Value: Begin Book Value: Acq Book Value: Disp Book Value: End	Prior Accrued Inc. Received Ending Accrued Total Interest	Accr. Of Discount Amort. Of Premium Net Accret/Amort Income Earned	Total Income
45950KCM0	International Finance Corp Note 2.25% Due 01/25/2021	01/18/2018 01/25/2018 1,685,000.00	1,680,046.10 0.00 0.00 1,680,046.10	10,110.00 0.00 13,269.38 3,159.38	0.00 0.00 0.00 3,159.38	3,159.38
47788BAD6	John Deere Owner Trust 2017-B A3 1.82% Due 10/15/2021	07/11/2017 07/18/2017 390,087.80	433,743.28 0.00 43,684.03 390,059.25	350.88 657.89 315.54 622.55	0.00 0.00 0.00 622.55	622.55
47788CAC6	John Deere Owner Trust 2016-B A4 2.66% Due 04/18/2022	02/21/2018 02/28/2018 765,000.00	764,945.00 0.00 0.00 764,945.00	904.40 1,695.75 904.40 1,695.75	0.00 0.00 0.00 1,695.75	1,695.75
47788EAC2	John Deere Owner Trust 2018-B A3 3.08% Due 11/15/2022	07/18/2018 07/25/2018 2,360,000.00	2,359,821.11 0.00 0.00 2,359,821.11	3,230.58 6,057.33 3,230.58 6,057.33	0.00 0.00 0.00 6,057.33	6,057.33
47788MAC4	John Deere Owner Trust 2016-A A3 Due 04/15/2020	02/23/2016 03/02/2016 0.00	5,762.08 0.00 5,762.08 0.00	3.48 6.54 0.00 3.06	0.00 0.00 0.00 3.06	3.06
48128BAB7	JP Morgan Chase & Co Callable Note 1X 1/15/2022 2.972% Due 01/15/2023	Various Various 3,250,000.00	2,475,875.00 752,782.50 0.00 3,228,657.50	21,877.22 (7,739.58) 36,489.56 6,872.76	0.00 0.00 0.00 6,872.76	6,872.76
594918BG8	Microsoft Callable Note Cont. 10/03/20 2% Due 11/03/2020	10/29/2015 11/03/2015 1,035,000.00	1,034,172.00 0.00 0.00 1,034,172.00	10,235.00 10,350.00 1,610.00 1,725.00	0.00 0.00 0.00 1,725.00	1,725.00
594918BP8	Microsoft Callable Note Cont 7/8/21 1.55% Due 08/08/2021	Various 08/08/2016 1,875,000.00	1,872,774.45 0.00 0.00 1,872,774.45	6,700.52 0.00 9,122.39 2,421.87	0.00 0.00 0.00 2,421.87	2,421.87
654747AD6	Nissan Auto Receivables 2017-A A3 1.74% Due 08/16/2021	12/27/2017 12/29/2017 743,926.58	801,441.51 0.00 62,251.65 739,189.86	584.77 1,169.54 539.35 1,124.12	0.00 0.00 0.00 1,124.12	1,124.12

## City of Corona Consolidated

Account #10003

## Income Earned

As of May 31, 2019



CUSIP	Security Description	Trade Date Settle Date Units	Book Value: Begin Book Value: Acq Book Value: Disp Book Value: End	Prior Accrued Inc. Received Ending Accrued Total Interest	Accr. Of Discount Amort. Of Premium Net Accret/Amort Income Earned	Total Income
674599CK9	Occidental Petroleum Callable Note Cont 3/15/2022 2.6% Due 04/15/2022	Various Various 2,840,000.00	2,824,314.10 0.00 0.00 2,824,314.10	3,281.79 0.00 9,435.11 6,153.32	0.00 0.00 0.00 6,153.32	6,153.32
68389XBK0	Oracle Corp Callable Note Cont 8/01/21 1.9% Due 09/15/2021	Various Various 3,325,000.00	2,517,345.75 738,382.50 0.00 3,255,728.25	6,251.53 (2,572.92) 13,336.94 4,512.49	0.00 0.00 0.00 4,512.49	4,512.49
69353RFE3	PNC Bank Callable Note Cont 6/28/2022 2.45% Due 07/28/2022	07/25/2017 07/28/2017 3,050,000.00	3,049,725.50 0.00 0.00 3,049,725.50	19,303.96 0.00 25,531.04 6,227.08	0.00 0.00 0.00 6,227.08	6,227.08
69371RP59	Paccar Financial Corp Note 3.4% Due 08/09/2023	08/06/2018 08/09/2018 2,300,000.00	2,299,057.00 0.00 0.00 2,299,057.00	17,812.22 0.00 24,328.89 6,516.67	0.00 0.00 0.00 6,516.67	6,516.67
747525AD5	Qualcomm Inc Note 2.25% Due 05/20/2020	06/11/2015 06/16/2015 2,400,000.00	2,373,420.00 0.00 0.00 2,373,420.00	24,150.00 27,000.00 1,650.00 4,500.00	0.00 0.00 0.00 4,500.00	4,500.00
78012KKU0	Royal Bank of Canada Note 2.5% Due 01/19/2021	12/11/2017 12/13/2017 2,400,000.00	2,409,096.00 0.00 0.00 2,409,096.00	17,000.00 0.00 22,000.00 5,000.00	0.00 0.00 0.00 5,000.00	5,000.00
808513AT2	Charles Schwab Corp Callable Note Cont 12/25/2022 2.65% Due 01/25/2023	05/20/2019 05/22/2019 750,000.00	0.00 748,027.50 0.00 748,027.50	0.00 (6,459.38) 6,956.25 496.87	0.00 0.00 0.00 496.87	496.87
857477AV5	State Street Bank Note 1.95% Due 05/19/2021	Various Various 2,075,000.00	2,067,408.60 0.00 0.00 2,067,408.60	18,208.13 20,231.25 1,348.75 3,371.87	0.00 0.00 0.00 3,371.87	3,371.87
89114QC48	Toronto Dominion Bank Note 3.5% Due 07/19/2023	07/27/2018 07/31/2018 1,910,000.00	1,904,461.00 0.00 0.00 1,904,461.00	18,940.83 0.00 24,511.67 5,570.84	0.00 0.00 0.00 5,570.84	5,570.84

## City of Corona Consolidated

## Income Earned



Account #10003

As of May 31, 2019

CUSIP	Security Description	Trade Date Settle Date Units	Book Value: Begin Book Value: Acq Book Value: Disp Book Value: End	Prior Accrued Inc. Received Ending Accrued Total Interest	Accr. Of Discount Amort. Of Premium Net Accret/Amort Income Earned	Total Income
89114QCB2	Toronto Dominion Bank Note 3.25% Due 03/11/2024	03/26/2019 03/28/2019 1,270,000.00	1,286,078.20 0.00 0.00 1,286,078.20	5,732.64 0.00 9,172.22 3,439.58	0.00 0.00 0.00 3,439.58	3,439.58
89236TDP7	Toyota Motor Credit Corp Note 2.6% Due 01/11/2022	Various Various 3,100,000.00	3,038,938.00 0.00 0.00 3,038,938.00	24,627.78 0.00 31,344.44 6,716.66	0.00 0.00 0.00 6,716.66	6,716.66
89237RAB4	Toyota Auto Receivable 2017-C A2A 1.58% Due 07/15/2020	07/25/2017 08/02/2017 363,251.30	494,092.80 0.00 130,844.96 363,247.84	346.97 650.56 255.08 558.67	0.00 0.00 0.00 558.67	558.67
89238BAB8	Toyota Auto Receivables Owner 2018-A A2A 2.1% Due 10/15/2020	01/23/2018 01/31/2018 1,188,410.91	1,400,564.12 0.00 212,274.66 1,188,289.46	1,307.33 2,451.25 1,109.18 2,253.10	0.00 0.00 0.00 2,253.10	2,253.10
91159HHP8	US Bancorp Callable Cont 12/23/2021 2.625% Due 01/24/2022	01/19/2017 01/24/2017 1,250,000.00	1,247,850.00 0.00 0.00 1,247,850.00	8,841.15 0.00 11,575.52 2,734.37	0.00 0.00 0.00 2,734.37	2,734.37
912828B66	US Treasury Note 2.75% Due 02/15/2024	Various Various 5,000,000.00	3,059,296.88 2,062,500.00 0.00 5,121,796.88	17,092.54 (15,801.10) 40,262.43 7,368.79	0.00 0.00 0.00 7,368.79	7,368.79
912828B90	US Treasury Note 2% Due 02/28/2021	Various Various 4,700,000.00	4,784,441.53 0.00 0.00 4,784,441.53	15,836.96 0.00 23,755.44 7,918.48	0.00 0.00 0.00 7,918.48	7,918.48
912828J43	US Treasury Note 1.75% Due 02/28/2022	03/13/2017 03/15/2017 4,350,000.00	4,271,340.74 0.00 0.00 4,271,340.74	12,825.41 0.00 19,238.11 6,412.70	0.00 0.00 0.00 6,412.70	6,412.70
912828J84	US Treasury Note 1.375% Due 03/31/2020	10/23/2015 10/26/2015 2,580,000.00	2,582,528.17 0.00 0.00 2,582,528.17	3,004.71 0.00 6,009.43 3,004.72	0.00 0.00 0.00 3,004.72	3,004.72

## City of Corona Consolidated

## Income Earned



Account #10003

As of May 31, 2019

CUSIP	Security Description	Trade Date Settle Date Units	Book Value: Begin Book Value: Acq Book Value: Disp Book Value: End	Prior Accrued Inc. Received Ending Accrued Total Interest	Accr. Of Discount Amort. Of Premium Net Accret/Amort Income Earned	Total Income
912828L24	US Treasury Note 1.875% Due 08/31/2022	10/17/2017 10/18/2017 4,500,000.00	4,478,906.25 0.00 0.00 4,478,906.25	14,215.35 0.00 21,323.03 7,107.68	0.00 0.00 0.00 7,107.68	7,107.68
912828L32	US Treasury Note 1.375% Due 08/31/2020	09/29/2015 09/30/2015 4,000,000.00	4,001,263.40 0.00 0.00 4,001,263.40	9,266.30 0.00 13,899.46 4,633.16	0.00 0.00 0.00 4,633.16	4,633.16
912828L99	US Treasury Note 1.375% Due 10/31/2020	11/23/2015 11/24/2015 3,900,000.00	3,838,923.22 0.00 0.00 3,838,923.22	145.72 0.00 4,663.04 4,517.32	0.00 0.00 0.00 4,517.32	4,517.32
912828N30	US Treasury Note 2.125% Due 12/31/2022	01/25/2018 01/26/2018 4,800,000.00	4,725,375.00 0.00 0.00 4,725,375.00	34,093.92 0.00 42,828.73 8,734.81	0.00 0.00 0.00 8,734.81	8,734.81
912828N89	US Treasury Note 1.375% Due 01/31/2021	03/09/2016 03/11/2016 4,000,000.00	3,996,107.15 0.00 0.00 3,996,107.15	13,674.03 0.00 18,383.98 4,709.95	0.00 0.00 0.00 4,709.95	4,709.95
912828Q37	US Treasury Note 1.25% Due 03/31/2021	12/13/2016 12/14/2016 4,100,000.00	4,005,041.08 0.00 0.00 4,005,041.08	4,340.85 0.00 8,681.69 4,340.84	0.00 0.00 0.00 4,340.84	4,340.84
912828T34	US Treasury Note 1.125% Due 09/30/2021	11/09/2016 11/10/2016 4,125,000.00	4,055,243.31 0.00 0.00 4,055,243.31	3,930.58 0.00 7,861.17 3,930.59	0.00 0.00 0.00 3,930.59	3,930.59
912828T91	US Treasury Note 1.625% Due 10/31/2023	05/29/2019 05/30/2019 5,000,000.00	0.00 4,909,960.94 0.00 4,909,960.94	0.00 (6,623.64) 7,065.22 441.58	0.00 0.00 0.00 441.58	441.58
912828VF4	US Treasury Note 1.375% Due 05/31/2020	07/10/2015 07/13/2015 4,000,000.00	3,954,857.15 0.00 0.00 3,954,857.15	22,967.03 27,500.00 150.27 4,683.24	0.00 0.00 0.00 4,683.24	4,683.24

## City of Corona Consolidated

Account #10003

## Income Earned

As of May 31, 2019



CUSIP	Security Description	Trade Date Settle Date Units	Book Value: Begin Book Value: Acq Book Value: Disp Book Value: End	Prior Accrued Inc. Received Ending Accrued Total Interest	Accr. Of Discount Amort. Of Premium Net Accret/Amort Income Earned	Total Income
912828XG0	US Treasury Note 2.125% Due 06/30/2022	08/15/2017 08/17/2017 4,000,000.00	4,056,732.15 0.00 0.00 4,056,732.15	28,411.60 0.00 35,690.61 7,279.01	0.00 0.00 0.00 7,279.01	7,279.01
931142EK5	Wal-Mart Stores Callable Note Cont 5/26/2023 3.4% Due 06/26/2023	05/08/2019 05/13/2019 2,000,000.00	0.00 2,056,900.00 0.00 2,056,900.00	0.00 (25,877.78) 29,277.78 3,400.00	0.00 0.00 0.00 3,400.00	3,400.00
94974BGF1	Wells Fargo Corp Note 2.15% Due 01/30/2020	01/26/2015 02/02/2015 2,575,000.00	2,572,198.40 0.00 0.00 2,572,198.40	13,994.41 0.00 18,607.95 4,613.54	0.00 0.00 0.00 4,613.54	4,613.54
			<b>241,490,907.26</b>	<b>1,113,913.58</b>	<b>0.00</b>	
			<b>18,418,206.30</b>	<b>243,570.61</b>	<b>0.00</b>	
			<b>3,350,615.76</b>	<b>1,309,567.33</b>	<b>0.00</b>	
<b>Total Fixed Income</b>		<b>257,123,216.99</b>	<b>256,558,497.80</b>	<b>439,224.36</b>	<b>439,224.36</b>	<b>439,224.36</b>
<b>CASH &amp; EQUIVALENT</b>						
60934N807	Federated Investors Govt Oblig Fund Inst.	Various Various 2,432,301.63	266,412.39 41,031,887.21 38,865,997.97 2,432,301.63	0.00 1,330.26 0.00 1,330.26	0.00 0.00 0.00 1,330.26	1,330.26
912796QH5	US Treasury Bill Due 05/23/2019	05/14/2019 05/14/2019 0.00	0.00 14,991,202.50 14,991,202.50 0.00	0.00 8,797.50 0.00 8,797.50	0.00 0.00 0.00 8,797.50	8,797.50
912796VG1	US Treasury Bill 2.285% Due 06/18/2019	05/30/2019 05/30/2019 8,000,000.00	0.00 7,990,350.11 0.00 7,990,350.11	0.00 0.00 1,015.78 1,015.78	0.00 0.00 0.00 1,015.78	1,015.78
			<b>266,412.39</b>	<b>0.00</b>	<b>0.00</b>	
			<b>64,013,439.82</b>	<b>10,127.76</b>	<b>0.00</b>	
			<b>53,857,200.47</b>	<b>1,015.78</b>	<b>0.00</b>	
<b>Total Cash &amp; Equivalent</b>		<b>10,432,301.63</b>	<b>10,422,651.74</b>	<b>11,143.54</b>	<b>11,143.54</b>	<b>11,143.54</b>

## City of Corona Consolidated

Account #10003

## Income Earned

As of May 31, 2019



CUSIP	Security Description	Trade Date Settle Date Units	Book Value: Begin Book Value: Acq Book Value: Disp Book Value: End	Prior Accrued Inc. Received Ending Accrued Total Interest	Accr. Of Discount Amort. Of Premium Net Accret/Amort Income Earned	Total Income
<b>LOCAL AGENCY INVESTMENT FUND</b>						
90LAIF\$00	Local Agency Investment Fund State Pool	01/15/2018 01/15/2018 48,562,348.56	57,382,348.56 28,500,000.00 37,320,000.00 48,562,348.56	113,358.21 0.00 192,776.69 79,418.48	0.00 0.00 0.00 79,418.48	79,418.48
<b>Total Local Agency Investment Fund</b>			<b>48,562,348.56</b>	<b>79,418.48</b>	<b>79,418.48</b>	<b>79,418.48</b>
			<b>299,139,668.21</b>	<b>1,227,271.79</b>	<b>0.00</b>	
			<b>110,931,646.12</b>	<b>253,698.37</b>	<b>0.00</b>	
			<b>94,527,816.23</b>	<b>1,503,359.80</b>	<b>0.00</b>	
<b>TOTAL PORTFOLIO</b>		<b>316,117,867.18</b>	<b>315,543,498.10</b>	<b>529,786.38</b>	<b>529,786.38</b>	<b>529,786.38</b>

## City of Corona Consolidated

## Cash Flow Report



Account #10003

As of May 31, 2019

Payment Date	Transaction Type	CUSIP	Quantity	Security Description	Principal Amount	Income	Total Amount
06/05/2019	Interest	437076BQ4	1,140,000.00	Home Depot Note 1.8% Due 6/5/2020	0.00	10,260.00	10,260.00
06/08/2019	Interest	3130A0F70	3,500,000.00	FHLB Note 3.375% Due 12/8/2023	0.00	59,062.50	59,062.50
06/11/2019	Interest	313379RB7	2,500,000.00	FHLB Note 1.875% Due 6/11/2021	0.00	23,437.50	23,437.50
06/15/2019	Interest	097023BQ7	2,020,000.00	Boeing Co Callable Note Cont 4/15/2023 1.875% Due 6/15/2023	0.00	18,937.50	18,937.50
06/15/2019	Interest	02587AAJ3	2,350,000.00	American Express Credit 2017-1 1.93% Due 9/15/2022	0.00	3,779.58	3,779.58
06/15/2019	Paydown	43814QAC2	45,713.79	Honda Auto Receivables 2016-2 A3 1.39% Due 4/15/2020	4,131.79	52.95	4,184.74
06/15/2019	Paydown	47788CAC6	765,000.00	John Deere Owner Trust 2016-B A4 2.66% Due 4/18/2022	20,530.53	1,695.75	22,226.28
06/15/2019	Paydown	89238BAB8	1,188,410.91	Toyota Auto Receivables Owner 2018-A A2A 2.1% Due 10/15/2020	98,579.09	2,079.72	100,658.81
06/15/2019	Paydown	43811BAC8	2,247,826.61	Honda Auto Receivables 2017-2 A3 1.68% Due 8/16/2021	78,772.50	3,146.96	81,919.46
06/15/2019	Paydown	47788BAD6	390,087.80	John Deere Owner Trust 2017-B A3 1.82% Due 10/15/2021	23,980.97	591.63	24,572.60
06/15/2019	Paydown	47788EAC2	2,360,000.00	John Deere Owner Trust 2018-B A3 3.08% Due 11/15/2022	53,266.96	6,057.33	59,324.29
06/15/2019	Paydown	89237RAB4	363,251.30	Toyota Auto Receivable 2017-C A2A 1.58% Due 7/15/2020	30,112.21	478.28	30,590.49
06/15/2019	Paydown	161571HF4	1,150,000.00	Chase CHAIT 2016-A5 1.27% Due 7/15/2021	43,648.42	1,217.08	44,865.50
06/16/2019	Paydown	654747AD6	743,926.58	Nissan Auto Receivables 2017-A A3 1.74% Due 8/16/2021	26,919.68	1,078.69	27,998.37
06/18/2019	Maturity	912796VG1	8,000,000.00	US Treasury Bill 2.285% Due 6/18/2019	7,990,350.11	9,649.89	8,000,000.00
06/19/2019	Interest	3137BDDC7	1,235,000.00	FHLMC K716 A2 3.13% Due 6/25/2021	0.00	3,221.29	3,221.29
06/19/2019	Interest	3137EAEN5	4,550,000.00	FHLMC Note 2.75% Due 6/19/2023	0.00	62,562.50	62,562.50

## City of Corona Consolidated

## Cash Flow Report



Account #10003

As of May 31, 2019

Payment Date	Transaction Type	CUSIP	Quantity	Security Description	Principal Amount	Income	Total Amount
06/21/2019	Paydown	43815HAC1	2,025,000.00	Honda Auto Receivables Owner 2018-3 A3 2.95% Due 8/22/2022	127,632.27	4,978.13	132,610.40
06/22/2019	Interest	3135G0D75	4,000,000.00	FNMA Note 1.5% Due 6/22/2020	0.00	30,000.00	30,000.00
06/22/2019	Paydown	3137BFDQ1	0.00	FHLMC K717 A2 2.991% Due 9/25/2021	0.00	5,296.56	5,296.56
06/22/2019	Paydown	3137BYPQ7	0.00	FHLMC K726 A2 2.905% Due 4/25/2024	0.00	9,683.33	9,683.33
06/22/2019	Paydown	3137B5JM6	0.00	FHLMC K034 A2 3.531% Due 7/25/2023	0.00	11,328.63	11,328.63
06/22/2019	Paydown	3137BDCC7	0.00	FHLMC K716 A2 3.13% Due 6/25/2021	0.00	3,221.29	3,221.29
06/22/2019	Paydown	3137BM6P6	0.00	FHLMC K721 A2 3.09% Due 8/25/2022	0.00	8,368.75	8,368.75
06/23/2019	Maturity	40434CAC9	2,700,000.00	HSBC USA Inc Note 2.25% Due 6/23/2019	2,700,000.00	30,375.00	2,730,375.00
06/24/2019	Interest	166764AH3	3,000,000.00	Chevron Corp Callable Note Cont 3/24/2023 3.191% Due 6/24/2023	0.00	47,865.00	47,865.00
06/25/2019	Interest	3137B5JM6	3,850,000.00	FHLMC K034 A2 3.531% Due 7/25/2023	0.00	11,328.63	11,328.63
06/25/2019	Interest	3137B7MZ9	3,750,000.00	FHLMC K036 A2 3.527% Due 10/25/2023	0.00	11,021.87	11,021.87
06/25/2019	Interest	3137BM6P6	3,250,000.00	FHLMC K721 A2 3.09% Due 8/25/2022	0.00	8,368.75	8,368.75
06/25/2019	Interest	3137BYPQ7	4,000,000.00	FHLMC K726 A2 2.905% Due 4/25/2024	0.00	9,683.33	9,683.33
06/25/2019	Paydown	3137BFDQ1	2,125,000.00	FHLMC K717 A2 2.991% Due 9/25/2021	0.00	5,296.56	5,296.56
06/26/2019	Interest	931142EK5	2,000,000.00	Wal-Mart Stores Callable Note Cont 5/26/2023 3.4% Due 6/26/2023	0.00	34,000.00	34,000.00
06/30/2019	Interest	912828N30	4,800,000.00	US Treasury Note 2.125% Due 12/31/2022	0.00	51,000.00	51,000.00
06/30/2019	Interest	912828XG0	4,000,000.00	US Treasury Note 2.125% Due 6/30/2022	0.00	42,500.00	42,500.00



## City of Corona Consolidated

Account #10003

## Cash Flow Report

As of May 31, 2019



Payment Date	Transaction Type	CUSIP	Quantity	Security Description	Principal Amount	Income	Total Amount
<b>JUN 2019</b>					<b>11,197,924.53</b>	<b>531,624.98</b>	<b>11,729,549.51</b>
07/05/2019	Interest	3135G0S38	4,000,000.00	FNMA Note 2% Due 1/5/2022	0.00	40,000.00	40,000.00
07/11/2019	Interest	89236TDP7	3,100,000.00	Toyota Motor Credit Corp Note 2.6% Due 1/11/2022	0.00	40,300.00	40,300.00
07/14/2019	Interest	02665WCJ8	930,000.00	American Honda Finance Note 3.45% Due 7/14/2023	0.00	16,042.50	16,042.50
07/14/2019	Interest	3130A8QS5	2,900,000.00	FHLB Note 1.125% Due 7/14/2021	0.00	16,312.50	16,312.50
07/15/2019	Dividend	90LAIF\$00	2,877,269,292.51	Local Agency Investment Fund State Pool	0.00	193,008.97	193,008.97
07/15/2019	Interest	48128BAB7	3,250,000.00	JP Morgan Chase & Co Callable Note 1X 1/15/2022 2.972% Due 1/15/2023	0.00	48,295.00	48,295.00
07/15/2019	Interest	02587AAJ3	2,350,000.00	American Express Credit 2017-1 1.93% Due 9/15/2022	0.00	3,779.58	3,779.58
07/15/2019	Paydown	43814QAC2	45,713.79	Honda Auto Receivables 2016-2 A3 1.39% Due 4/15/2020	4,136.57	48.17	4,184.74
07/15/2019	Paydown	47788BAD6	390,087.80	John Deere Owner Trust 2017-B A3 1.82% Due 10/15/2021	23,242.75	555.26	23,798.01
07/15/2019	Paydown	47788EAC2	2,360,000.00	John Deere Owner Trust 2018-B A3 3.08% Due 11/15/2022	53,404.70	5,920.61	59,325.31
07/15/2019	Paydown	161571HF4	1,150,000.00	Chase CHAIT 2016-A5 1.27% Due 7/15/2021	43,694.61	1,170.89	44,865.50
07/15/2019	Paydown	89237RAB4	363,251.30	Toyota Auto Receivable 2017-C A2A 1.58% Due 7/15/2020	29,476.49	438.63	29,915.12
07/15/2019	Paydown	89238BAB8	1,188,410.91	Toyota Auto Receivables Owner 2018-A A2A 2.1% Due 10/15/2020	95,048.02	1,907.21	96,955.23
07/15/2019	Paydown	43811BAC8	2,247,826.61	Honda Auto Receivables 2017-2 A3 1.68% Due 8/16/2021	78,882.78	3,036.68	81,919.46
07/15/2019	Paydown	47788CAC6	765,000.00	John Deere Owner Trust 2016-B A4 2.66% Due 4/18/2022	20,570.74	1,650.24	22,220.98
07/16/2019	Paydown	654747AD6	743,926.58	Nissan Auto Receivables 2017-A A3 1.74% Due 8/16/2021	26,967.66	1,039.66	28,007.32

## City of Corona Consolidated

## Cash Flow Report



Account #10003

As of May 31, 2019

Payment Date	Transaction Type	CUSIP	Quantity	Security Description	Principal Amount	Income	Total Amount
07/18/2019	Interest	4581X0CW6	4,000,000.00	Inter-American Dev Bank Note 2.125% Due 1/18/2022	0.00	42,500.00	42,500.00
07/19/2019	Interest	3135G0T94	5,500,000.00	FNMA Note 2.375% Due 1/19/2023	0.00	65,312.50	65,312.50
07/19/2019	Interest	3137BDDC7	1,235,000.00	FHLMC K716 A2 3.13% Due 6/25/2021	0.00	3,221.29	3,221.29
07/19/2019	Interest	78012KKU0	2,400,000.00	Royal Bank of Canada Note 2.5% Due 1/19/2021	0.00	30,000.00	30,000.00
07/19/2019	Interest	89114QC48	1,910,000.00	Toronto Dominion Bank Note 3.5% Due 7/19/2023	0.00	33,425.00	33,425.00
07/21/2019	Paydown	43815HAC1	2,025,000.00	Honda Auto Receivables Owner 2018-3 A3 2.95% Due 8/22/2022	123,866.47	4,664.36	128,530.83
07/24/2019	Interest	91159HHP8	1,250,000.00	US Bancorp Callable Cont 12/23/2021 2.625% Due 1/24/2022	0.00	16,406.25	16,406.25
07/25/2019	Interest	3137B5JM6	3,850,000.00	FHLMC K034 A2 3.531% Due 7/25/2023	0.00	11,328.63	11,328.63
07/25/2019	Interest	3137BM6P6	3,250,000.00	FHLMC K721 A2 3.09% Due 8/25/2022	0.00	8,368.75	8,368.75
07/25/2019	Interest	45950KCM0	1,685,000.00	International Finance Corp Note 2.25% Due 1/25/2021	0.00	18,956.25	18,956.25
07/25/2019	Interest	3137B7MZ9	3,750,000.00	FHLMC K036 A2 3.527% Due 10/25/2023	0.00	11,021.87	11,021.87
07/25/2019	Interest	3137BYPQ7	4,000,000.00	FHLMC K726 A2 2.905% Due 4/25/2024	0.00	9,683.33	9,683.33
07/25/2019	Interest	808513AT2	750,000.00	Charles Schwab Corp Callable Note Cont 12/25/2022 2.65% Due 1/25/2023	0.00	9,937.50	9,937.50
07/25/2019	Paydown	3137BFDQ1	2,125,000.00	FHLMC K717 A2 2.991% Due 9/25/2021	0.00	5,296.56	5,296.56
07/28/2019	Interest	69353RFE3	3,050,000.00	PNC Bank Callable Note Cont 6/28/2022 2.45% Due 7/28/2022	0.00	37,362.50	37,362.50
07/30/2019	Interest	94974BGF1	2,575,000.00	Wells Fargo Corp Note 2.15% Due 1/30/2020	0.00	27,681.25	27,681.25
07/31/2019	Interest	912828N89	4,000,000.00	US Treasury Note 1.375% Due 1/31/2021	0.00	27,500.00	27,500.00

## City of Corona Consolidated

## Cash Flow Report



Account #10003

As of May 31, 2019

Payment Date	Transaction Type	CUSIP	Quantity	Security Description	Principal Amount	Income	Total Amount
<b>JUL 2019</b>					<b>499,290.79</b>	<b>736,171.94</b>	<b>1,235,462.73</b>
08/08/2019	Interest	594918BP8	1,875,000.00	Microsoft Callable Note Cont 7/8/21 1.55% Due 8/8/2021	0.00	14,531.25	14,531.25
08/09/2019	Interest	69371RP59	2,300,000.00	Paccar Financial Corp Note 3.4% Due 8/9/2023	0.00	39,100.00	39,100.00
08/11/2019	Interest	06406RAJ6	3,254,000.00	Bank of NY Mellon Corp Note 3.45% Due 8/11/2023	0.00	56,131.50	56,131.50
08/12/2019	Interest	3137EAEC9	4,125,000.00	FHLMC Note 1.125% Due 8/12/2021	0.00	23,203.13	23,203.13
08/15/2019	Interest	912828B66	5,000,000.00	US Treasury Note 2.75% Due 2/15/2024	0.00	68,750.00	68,750.00
08/15/2019	Interest	02587AAJ3	2,350,000.00	American Express Credit 2017-1 1.93% Due 9/15/2022	0.00	3,779.58	3,779.58
08/15/2019	Interest	22160KAG0	1,630,000.00	Costco Wholesale Corp Note 1.75% Due 2/15/2020	0.00	14,262.50	14,262.50
08/15/2019	Paydown	89237RAB4	363,251.30	Toyota Auto Receivable 2017-C A2A 1.58% Due 7/15/2020	28,839.49	399.82	29,239.31
08/15/2019	Paydown	47788BAD6	390,087.80	John Deere Owner Trust 2017-B A3 1.82% Due 10/15/2021	22,503.00	520.01	23,023.01
08/15/2019	Paydown	47788EAC2	2,360,000.00	John Deere Owner Trust 2018-B A3 3.08% Due 11/15/2022	53,542.80	5,783.54	59,326.34
08/15/2019	Paydown	43814QAC2	45,713.79	Honda Auto Receivables 2016-2 A3 1.39% Due 4/15/2020	4,141.37	43.37	4,184.74
08/15/2019	Paydown	47788CAC6	765,000.00	John Deere Owner Trust 2016-B A4 2.66% Due 4/18/2022	20,611.02	1,604.64	22,215.66
08/15/2019	Paydown	89238BAB8	1,188,410.91	Toyota Auto Receivables Owner 2018-A A2A 2.1% Due 10/15/2020	91,506.46	1,740.87	93,247.33
08/15/2019	Paydown	161571HF4	1,150,000.00	Chase CHAIT 2016-A5 1.27% Due 7/15/2021	43,740.85	1,124.65	44,865.50
08/15/2019	Paydown	43811BAC8	2,247,826.61	Honda Auto Receivables 2017-2 A3 1.68% Due 8/16/2021	78,993.22	2,926.24	81,919.46
08/16/2019	Paydown	654747AD6	743,926.58	Nissan Auto Receivables 2017-A A3 1.74% Due 8/16/2021	27,015.73	1,000.56	28,016.29

## City of Corona Consolidated

## Cash Flow Report



Account #10003

As of May 31, 2019

Payment Date	Transaction Type	CUSIP	Quantity	Security Description	Principal Amount	Income	Total Amount
08/17/2019	Interest	3135G0N82	4,100,000.00	FNMA Note 1.25% Due 8/17/2021	0.00	25,625.00	25,625.00
08/18/2019	Interest	3130A7CV5	3,420,000.00	FHLB Note 1.375% Due 2/18/2021	0.00	23,512.50	23,512.50
08/19/2019	Interest	3137BDDC7	1,235,000.00	FHLMC K716 A2 3.13% Due 6/25/2021	0.00	3,221.29	3,221.29
08/21/2019	Paydown	43815HAC1	2,025,000.00	Honda Auto Receivables Owner 2018-3 A3 2.95% Due 8/22/2022	120,086.62	4,359.86	124,446.48
08/25/2019	Interest	3137B5JM6	3,850,000.00	FHLMC K034 A2 3.531% Due 7/25/2023	0.00	11,328.63	11,328.63
08/25/2019	Interest	3137B7MZ9	3,750,000.00	FHLMC K036 A2 3.527% Due 10/25/2023	0.00	11,021.87	11,021.87
08/25/2019	Interest	3137BYPQ7	4,000,000.00	FHLMC K726 A2 2.905% Due 4/25/2024	0.00	9,683.33	9,683.33
08/25/2019	Interest	3137BM6P6	3,250,000.00	FHLMC K721 A2 3.09% Due 8/25/2022	0.00	8,368.75	8,368.75
08/25/2019	Paydown	3137BFDQ1	2,125,000.00	FHLMC K717 A2 2.991% Due 9/25/2021	0.00	5,296.56	5,296.56
08/26/2019	Interest	3135G0J20	4,050,000.00	FNMA Note 1.375% Due 2/26/2021	0.00	27,843.75	27,843.75
08/31/2019	Interest	912828B90	4,700,000.00	US Treasury Note 2% Due 2/28/2021	0.00	47,000.00	47,000.00
08/31/2019	Interest	912828J43	4,350,000.00	US Treasury Note 1.75% Due 2/28/2022	0.00	38,062.50	38,062.50
08/31/2019	Interest	912828L24	4,500,000.00	US Treasury Note 1.875% Due 8/31/2022	0.00	42,187.50	42,187.50
08/31/2019	Interest	912828L32	4,000,000.00	US Treasury Note 1.375% Due 8/31/2020	0.00	27,500.00	27,500.00
<b>AUG 2019</b>					<b>490,980.56</b>	<b>519,913.20</b>	<b>1,010,893.76</b>
09/01/2019	Interest	30231GAV4	2,700,000.00	Exxon Mobil Corp Callable Note Cont 2/1/2021 2.222% Due 3/1/2021	0.00	29,997.00	29,997.00
09/04/2019	Interest	459058GA5	4,000,000.00	Intl. Bank Recon & Development Note 1.625% Due 9/4/2020	0.00	32,500.00	32,500.00

## City of Corona Consolidated

## Cash Flow Report



Account #10003

As of May 31, 2019

Payment Date	Transaction Type	CUSIP	Quantity	Security Description	Principal Amount	Income	Total Amount
09/04/2019	Interest	24422ESL4	1,850,000.00	John Deere Capital Corp Note 2.8% Due 3/4/2021	0.00	25,900.00	25,900.00
09/05/2019	Interest	06051GHF9	3,250,000.00	Bank of America Corp Callable Note 1X 3/5/2023 3.55% Due 3/5/2024	0.00	57,687.50	57,687.50
09/06/2019	Interest	24422ETG4	1,500,000.00	John Deere Capital Corp Note 2.8% Due 3/6/2023	0.00	21,000.00	21,000.00
09/08/2019	Interest	44932HAC7	2,955,000.00	IBM Credit Corp Note 2.2% Due 9/8/2022	0.00	32,505.00	32,505.00
09/08/2019	Interest	3130AOXE5	1,000,000.00	FHLB Note 3.25% Due 3/8/2024	0.00	16,250.00	16,250.00
09/08/2019	Interest	3130AB3H7	4,000,000.00	FHLB Note 2.375% Due 3/8/2024	0.00	47,500.00	47,500.00
09/11/2019	Interest	89114QCB2	1,270,000.00	Toronto Dominion Bank Note 3.25% Due 3/11/2024	0.00	20,637.50	20,637.50
09/14/2019	Interest	4581X0CZ9	3,600,000.00	Inter-American Dev Bank Note 1.75% Due 9/14/2022	0.00	31,500.00	31,500.00
09/15/2019	Interest	02587AAJ3	2,350,000.00	American Express Credit 2017-1 1.93% Due 9/15/2022	0.00	3,779.58	3,779.58
09/15/2019	Interest	084670BR8	2,500,000.00	Berkshire Hathaway Callable Note Cont 1/15/2023 2.75% Due 3/15/2023	0.00	34,375.00	34,375.00
09/15/2019	Interest	68389XBK0	3,325,000.00	Oracle Corp Callable Note Cont 8/01/21 1.9% Due 9/15/2021	0.00	31,587.50	31,587.50
09/15/2019	Paydown	161571HF4	1,150,000.00	Chase CHAIT 2016-A5 1.27% Due 7/15/2021	43,787.15	1,078.35	44,865.50
09/15/2019	Paydown	43811BAC8	2,247,826.61	Honda Auto Receivables 2017-2 A3 1.68% Due 8/16/2021	79,103.81	2,815.65	81,919.46
09/15/2019	Paydown	47788CAC6	765,000.00	John Deere Owner Trust 2016-B A4 2.66% Due 4/18/2022	20,651.39	1,558.95	22,210.34
09/15/2019	Paydown	43814QAC2	45,713.79	Honda Auto Receivables 2016-2 A3 1.39% Due 4/15/2020	4,146.16	38.58	4,184.74
09/15/2019	Paydown	89238BAB8	1,188,410.91	Toyota Auto Receivables Owner 2018-A A2A 2.1% Due 10/15/2020	87,954.36	1,580.74	89,535.10
09/15/2019	Paydown	89237RAB4	363,251.30	Toyota Auto Receivable 2017-C A2A 1.58% Due 7/15/2020	28,201.20	361.85	28,563.05

## City of Corona Consolidated

## Cash Flow Report



Account #10003

As of May 31, 2019

Payment Date	Transaction Type	CUSIP	Quantity	Security Description	Principal Amount	Income	Total Amount
09/15/2019	Paydown	47788BAD6	390,087.80	John Deere Owner Trust 2017-B A3 1.82% Due 10/15/2021	21,761.72	485.88	22,247.60
09/15/2019	Paydown	47788EAC2	2,360,000.00	John Deere Owner Trust 2018-B A3 3.08% Due 11/15/2022	53,681.24	5,646.12	59,327.36
09/16/2019	Maturity	45950KCD0	700,000.00	International Finance Corp Note 1.75% Due 9/16/2019	700,000.00	6,125.00	706,125.00
09/16/2019	Paydown	654747AD6	743,926.58	Nissan Auto Receivables 2017-A A3 1.74% Due 8/16/2021	27,063.89	961.38	28,025.27
09/19/2019	Interest	3137BDDC7	1,235,000.00	FHLMC K716 A2 3.13% Due 6/25/2021	0.00	3,221.29	3,221.29
09/21/2019	Paydown	43815HAC1	2,025,000.00	Honda Auto Receivables Owner 2018-3 A3 2.95% Due 8/22/2022	116,292.71	4,064.64	120,357.35
09/25/2019	Interest	3137B5JM6	3,850,000.00	FHLMC K034 A2 3.531% Due 7/25/2023	0.00	11,328.63	11,328.63
09/25/2019	Interest	3137B7MZ9	3,750,000.00	FHLMC K036 A2 3.527% Due 10/25/2023	0.00	11,021.87	11,021.87
09/25/2019	Interest	3137BM6P6	3,250,000.00	FHLMC K721 A2 3.09% Due 8/25/2022	0.00	8,368.75	8,368.75
09/25/2019	Interest	3137BYPQ7	4,000,000.00	FHLMC K726 A2 2.905% Due 4/25/2024	0.00	9,683.33	9,683.33
09/25/2019	Paydown	3137BFDQ1	2,125,000.00	FHLMC K717 A2 2.991% Due 9/25/2021	0.00	5,296.56	5,296.56
09/30/2019	Interest	912828J84	2,580,000.00	US Treasury Note 1.375% Due 3/31/2020	0.00	17,737.50	17,737.50
09/30/2019	Interest	912828Q37	4,100,000.00	US Treasury Note 1.25% Due 3/31/2021	0.00	25,625.00	25,625.00
09/30/2019	Interest	912828T34	4,125,000.00	US Treasury Note 1.125% Due 9/30/2021	0.00	23,203.13	23,203.13
<b>SEP 2019</b>					<b>1,182,643.63</b>	<b>525,422.28</b>	<b>1,708,065.91</b>
10/05/2019	Interest	3135G0T45	4,650,000.00	FNMA Note 1.875% Due 4/5/2022	0.00	43,593.75	43,593.75
10/07/2019	Interest	3135G0Q89	3,925,000.00	FNMA Note 1.375% Due 10/7/2021	0.00	26,984.38	26,984.38

## City of Corona Consolidated

## Cash Flow Report



Account #10003

As of May 31, 2019

Payment Date	Transaction Type	CUSIP	Quantity	Security Description	Principal Amount	Income	Total Amount
10/10/2019	Interest	02665WCQ2	2,260,000.00	American Honda Finance Note 3.625% Due 10/10/2023	0.00	40,962.50	40,962.50
10/12/2019	Interest	3130AF5B9	2,500,000.00	FHLB Note 3% Due 10/12/2021	0.00	37,500.00	37,500.00
10/15/2019	Interest	674599CK9	2,840,000.00	Occidental Petroleum Callable Note Cont 3/15/2022 2.6% Due 4/15/2022	0.00	36,920.00	36,920.00
10/15/2019	Interest	02587AAJ3	2,350,000.00	American Express Credit 2017-1 1.93% Due 9/15/2022	0.00	3,779.58	3,779.58
10/15/2019	Paydown	43814QAC2	45,713.79	Honda Auto Receivables 2016-2 A3 1.39% Due 4/15/2020	4,150.97	33.77	4,184.74
10/15/2019	Paydown	47788CAC6	765,000.00	John Deere Owner Trust 2016-B A4 2.66% Due 4/18/2022	20,691.82	1,513.18	22,205.00
10/15/2019	Paydown	89238BAB8	1,188,410.91	Toyota Auto Receivables Owner 2018-A A2A 2.1% Due 10/15/2020	84,391.70	1,426.82	85,818.52
10/15/2019	Paydown	161571HF4	1,150,000.00	Chase CHAIT 2016-A5 1.27% Due 7/15/2021	43,833.49	1,032.01	44,865.50
10/15/2019	Paydown	89237RAB4	363,251.30	Toyota Auto Receivable 2017-C A2A 1.58% Due 7/15/2020	27,561.63	324.72	27,886.35
10/15/2019	Paydown	43811BAC8	2,247,826.61	Honda Auto Receivables 2017-2 A3 1.68% Due 8/16/2021	79,214.56	2,704.90	81,919.46
10/15/2019	Paydown	47788BAD6	390,087.80	John Deere Owner Trust 2017-B A3 1.82% Due 10/15/2021	21,018.91	452.88	21,471.79
10/15/2019	Paydown	47788EAC2	2,360,000.00	John Deere Owner Trust 2018-B A3 3.08% Due 11/15/2022	53,820.06	5,508.33	59,328.39
10/16/2019	Paydown	654747AD6	743,926.58	Nissan Auto Receivables 2017-A A3 1.74% Due 8/16/2021	27,112.13	922.14	28,034.27
10/19/2019	Interest	3137BDDC7	1,235,000.00	FHLMC K716 A2 3.13% Due 6/25/2021	0.00	3,221.29	3,221.29
10/20/2019	Interest	3137EAEF2	5,000,000.00	FHLMC Note 1.375% Due 4/20/2020	0.00	34,375.00	34,375.00
10/21/2019	Paydown	43815HAC1	2,025,000.00	Honda Auto Receivables Owner 2018-3 A3 2.95% Due 8/22/2022	112,484.65	3,778.76	116,263.41
10/25/2019	Interest	3137B5JM6	3,850,000.00	FHLMC K034 A2 3.531% Due 7/25/2023	0.00	11,328.63	11,328.63

## City of Corona Consolidated

## Cash Flow Report



Account #10003

As of May 31, 2019

Payment Date	Transaction Type	CUSIP	Quantity	Security Description	Principal Amount	Income	Total Amount
10/25/2019	Interest	3137B7MZ9	3,750,000.00	FHLMC K036 A2 3.527% Due 10/25/2023	0.00	11,021.87	11,021.87
10/25/2019	Interest	3137BM6P6	3,250,000.00	FHLMC K721 A2 3.09% Due 8/25/2022	0.00	8,368.75	8,368.75
10/25/2019	Interest	3137BYQP7	4,000,000.00	FHLMC K726 A2 2.905% Due 4/25/2024	0.00	9,683.33	9,683.33
10/25/2019	Paydown	3137BFDQ1	2,125,000.00	FHLMC K717 A2 2.991% Due 9/25/2021	0.00	5,296.56	5,296.56
10/31/2019	Interest	912828L99	3,900,000.00	US Treasury Note 1.375% Due 10/31/2020	0.00	26,812.50	26,812.50
10/31/2019	Interest	912828T91	5,000,000.00	US Treasury Note 1.625% Due 10/31/2023	0.00	40,625.00	40,625.00
<b>OCT 2019</b>					<b>474,279.92</b>	<b>358,170.65</b>	<b>832,450.57</b>
11/03/2019	Interest	00440EAT4	2,545,000.00	Chubb INA Holdings Inc Callable Note Cont 10/3/2020 2.3% Due 11/3/2020	0.00	29,267.50	29,267.50
11/03/2019	Interest	594918BG8	1,035,000.00	Microsoft Callable Note Cont. 10/03/20 2% Due 11/3/2020	0.00	10,350.00	10,350.00
11/03/2019	Interest	037833AK6	2,215,000.00	Apple Inc Note 2.4% Due 5/3/2023	0.00	26,580.00	26,580.00
11/06/2019	Interest	3135G0K69	3,300,000.00	FNMA Note 1.25% Due 5/6/2021	0.00	20,625.00	20,625.00
11/11/2019	Interest	369550BE7	2,970,000.00	General Dynamics Corp Note 3% Due 5/11/2021	0.00	44,550.00	44,550.00
11/15/2019	Interest	02587AAJ3	2,350,000.00	American Express Credit 2017-1 1.93% Due 9/15/2022	0.00	3,779.58	3,779.58
11/15/2019	Paydown	43814QAC2	45,713.79	Honda Auto Receivables 2016-2 A3 1.39% Due 4/15/2020	4,155.77	28.97	4,184.74
11/15/2019	Paydown	47788BAD6	390,087.80	John Deere Owner Trust 2017-B A3 1.82% Due 10/15/2021	20,274.57	421.00	20,695.57
11/15/2019	Paydown	47788EAC2	2,360,000.00	John Deere Owner Trust 2018-B A3 3.08% Due 11/15/2022	53,959.22	5,370.20	59,329.42
11/15/2019	Paydown	89238BAB8	1,188,410.91	Toyota Auto Receivables Owner 2018-A A2A 2.1% Due 10/15/2020	80,818.46	1,279.13	82,097.59



## City of Corona Consolidated

## Cash Flow Report



Account #10003

As of May 31, 2019

Payment Date	Transaction Type	CUSIP	Quantity	Security Description	Principal Amount	Income	Total Amount
11/15/2019	Paydown	161571HF4	1,150,000.00	Chase CHAIT 2016-A5 1.27% Due 7/15/2021	43,879.88	985.62	44,865.50
11/15/2019	Paydown	89237RAB4	363,251.30	Toyota Auto Receivable 2017-C A2A 1.58% Due 7/15/2020	26,920.76	288.43	27,209.19
11/15/2019	Paydown	43811BAC8	2,247,826.61	Honda Auto Receivables 2017-2 A3 1.68% Due 8/16/2021	79,325.46	2,594.00	81,919.46
11/15/2019	Paydown	47788CAC6	765,000.00	John Deere Owner Trust 2016-B A4 2.66% Due 4/18/2022	20,732.35	1,467.31	22,199.66
11/16/2019	Paydown	654747AD6	743,926.58	Nissan Auto Receivables 2017-A A3 1.74% Due 8/16/2021	27,160.45	882.83	28,043.28
11/17/2019	Interest	3137EAEK1	3,100,000.00	FHLMC Note 1.875% Due 11/17/2020	0.00	29,062.50	29,062.50
11/19/2019	Interest	3137BDDC7	1,235,000.00	FHLMC K716 A2 3.13% Due 6/25/2021	0.00	3,221.29	3,221.29
11/19/2019	Interest	857477AV5	2,075,000.00	State Street Bank Note 1.95% Due 5/19/2021	0.00	20,231.25	20,231.25
11/20/2019	Interest	747525AD5	2,400,000.00	Qualcomm Inc Note 2.25% Due 5/20/2020	0.00	27,000.00	27,000.00
11/21/2019	Paydown	43815HAC1	2,025,000.00	Honda Auto Receivables Owner 2018-3 A3 2.95% Due 8/22/2022	108,662.44	3,502.23	112,164.67
11/25/2019	Interest	3137B7MZ9	3,750,000.00	FHLMC K036 A2 3.527% Due 10/25/2023	0.00	11,021.87	11,021.87
11/25/2019	Interest	3137BM6P6	3,250,000.00	FHLMC K721 A2 3.09% Due 8/25/2022	0.00	8,368.75	8,368.75
11/25/2019	Interest	3137BYPQ7	4,000,000.00	FHLMC K726 A2 2.905% Due 4/25/2024	0.00	9,683.33	9,683.33
11/25/2019	Interest	3137B5JM6	3,850,000.00	FHLMC K034 A2 3.531% Due 7/25/2023	0.00	11,328.63	11,328.63
11/25/2019	Interest	404280BA6	1,200,000.00	HSBC Holdings PLC Note 3.6% Due 5/25/2023	0.00	21,600.00	21,600.00
11/25/2019	Paydown	3137BFDQ1	2,125,000.00	FHLMC K717 A2 2.991% Due 9/25/2021	0.00	5,296.56	5,296.56
11/30/2019	Interest	3135G0F73	4,100,000.00	FNMA Note 1.5% Due 11/30/2020	0.00	30,750.00	30,750.00

## City of Corona Consolidated

## Cash Flow Report



Account #10003

As of May 31, 2019

Payment Date	Transaction Type	CUSIP	Quantity	Security Description	Principal Amount	Income	Total Amount
11/30/2019	Interest	912828VF4	4,000,000.00	US Treasury Note 1.375% Due 5/31/2020	0.00	27,500.00	27,500.00
<b>NOV 2019</b>					<b>465,889.36</b>	<b>357,035.98</b>	<b>822,925.34</b>
12/05/2019	Interest	437076BQ4	1,140,000.00	Home Depot Note 1.8% Due 6/5/2020	0.00	10,260.00	10,260.00
12/08/2019	Interest	3130A0F70	3,500,000.00	FHLB Note 3.375% Due 12/8/2023	0.00	59,062.50	59,062.50
12/11/2019	Interest	313379RB7	2,500,000.00	FHLB Note 1.875% Due 6/11/2021	0.00	23,437.50	23,437.50
12/15/2019	Interest	097023BQ7	2,020,000.00	Boeing Co Callable Note Cont 4/15/2023 1.875% Due 6/15/2023	0.00	18,937.50	18,937.50
12/15/2019	Interest	02587AAJ3	2,350,000.00	American Express Credit 2017-1 1.93% Due 9/15/2022	0.00	3,779.58	3,779.58
12/15/2019	Paydown	43814QAC2	45,713.79	Honda Auto Receivables 2016-2 A3 1.39% Due 4/15/2020	4,160.59	24.15	4,184.74
12/15/2019	Paydown	47788CAC6	765,000.00	John Deere Owner Trust 2016-B A4 2.66% Due 4/18/2022	20,772.95	1,421.35	22,194.30
12/15/2019	Paydown	89238BAB8	1,188,410.91	Toyota Auto Receivables Owner 2018-A A2A 2.1% Due 10/15/2020	77,234.59	1,137.70	78,372.29
12/15/2019	Paydown	161571HF4	1,150,000.00	Chase CHAIT 2016-A5 1.27% Due 7/15/2021	43,926.32	939.18	44,865.50
12/15/2019	Paydown	43811BAC8	2,247,826.61	Honda Auto Receivables 2017-2 A3 1.68% Due 8/16/2021	79,436.51	2,482.95	81,919.46
12/15/2019	Paydown	89237RAB4	363,251.30	Toyota Auto Receivable 2017-C A2A 1.58% Due 7/15/2020	26,278.61	252.98	26,531.59
12/15/2019	Paydown	47788BAD6	390,087.80	John Deere Owner Trust 2017-B A3 1.82% Due 10/15/2021	19,528.69	390.25	19,918.94
12/15/2019	Paydown	47788EAC2	2,360,000.00	John Deere Owner Trust 2018-B A3 3.08% Due 11/15/2022	54,098.76	5,231.70	59,330.46
12/16/2019	Paydown	654747AD6	743,926.58	Nissan Auto Receivables 2017-A A3 1.74% Due 8/16/2021	27,208.86	843.45	28,052.31
12/19/2019	Interest	3137BDDC7	1,235,000.00	FHLMC K716 A2 3.13% Due 6/25/2021	0.00	3,221.29	3,221.29

## City of Corona Consolidated

## Cash Flow Report



Account #10003

As of May 31, 2019

Payment Date	Transaction Type	CUSIP	Quantity	Security Description	Principal Amount	Income	Total Amount
12/19/2019	Interest	3137EAEN5	4,550,000.00	FHLMC Note 2.75% Due 6/19/2023	0.00	62,562.50	62,562.50
12/21/2019	Paydown	43815HAC1	2,025,000.00	Honda Auto Receivables Owner 2018-3 A3 2.95% Due 8/22/2022	104,826.01	3,235.10	108,061.11
12/22/2019	Interest	3135G0D75	4,000,000.00	FNMA Note 1.5% Due 6/22/2020	0.00	30,000.00	30,000.00
12/24/2019	Interest	166764AH3	3,000,000.00	Chevron Corp Callable Note Cont 3/24/2023 3.191% Due 6/24/2023	0.00	47,865.00	47,865.00
12/25/2019	Interest	3137BM6P6	3,250,000.00	FHLMC K721 A2 3.09% Due 8/25/2022	0.00	8,368.75	8,368.75
12/25/2019	Interest	3137B5JM6	3,850,000.00	FHLMC K034 A2 3.531% Due 7/25/2023	0.00	11,328.63	11,328.63
12/25/2019	Interest	3137B7MZ9	3,750,000.00	FHLMC K036 A2 3.527% Due 10/25/2023	0.00	11,021.87	11,021.87
12/25/2019	Interest	3137BYPQ7	4,000,000.00	FHLMC K726 A2 2.905% Due 4/25/2024	0.00	9,683.33	9,683.33
12/25/2019	Paydown	3137BFDQ1	2,125,000.00	FHLMC K717 A2 2.991% Due 9/25/2021	0.00	5,296.56	5,296.56
12/26/2019	Interest	931142EK5	2,000,000.00	Wal-Mart Stores Callable Note Cont 5/26/2023 3.4% Due 6/26/2023	0.00	34,000.00	34,000.00
12/31/2019	Interest	912828N30	4,800,000.00	US Treasury Note 2.125% Due 12/31/2022	0.00	51,000.00	51,000.00
12/31/2019	Interest	912828XG0	4,000,000.00	US Treasury Note 2.125% Due 6/30/2022	0.00	42,500.00	42,500.00
<b>DEC 2019</b>					<b>457,471.89</b>	<b>448,283.82</b>	<b>905,755.71</b>
01/05/2020	Interest	3135G0S38	4,000,000.00	FNMA Note 2% Due 1/5/2022	0.00	40,000.00	40,000.00
01/11/2020	Interest	89236TDP7	3,100,000.00	Toyota Motor Credit Corp Note 2.6% Due 1/11/2022	0.00	40,300.00	40,300.00
01/14/2020	Interest	3130A8QS5	2,900,000.00	FHLB Note 1.125% Due 7/14/2021	0.00	16,312.50	16,312.50
01/14/2020	Interest	02665WCJ8	930,000.00	American Honda Finance Note 3.45% Due 7/14/2023	0.00	16,042.50	16,042.50

## City of Corona Consolidated

## Cash Flow Report



Account #10003

As of May 31, 2019

Payment Date	Transaction Type	CUSIP	Quantity	Security Description	Principal Amount	Income	Total Amount
01/15/2020	Interest	02587AAJ3	2,350,000.00	American Express Credit 2017-1 1.93% Due 9/15/2022	0.00	3,779.58	3,779.58
01/15/2020	Interest	48128BAB7	3,250,000.00	JP Morgan Chase & Co Callable Note 1X 1/15/2022 2.972% Due 1/15/2023	0.00	48,295.00	48,295.00
01/15/2020	Paydown	89238BAB8	1,188,410.91	Toyota Auto Receivables Owner 2018-A A2A 2.1% Due 10/15/2020	73,640.09	1,002.54	74,642.63
01/15/2020	Paydown	43814QAC2	45,713.79	Honda Auto Receivables 2016-2 A3 1.39% Due 4/15/2020	4,165.41	19.33	4,184.74
01/15/2020	Paydown	47788BAD6	390,087.80	John Deere Owner Trust 2017-B A3 1.82% Due 10/15/2021	18,781.27	360.63	19,141.90
01/15/2020	Paydown	47788EAC2	2,360,000.00	John Deere Owner Trust 2018-B A3 3.08% Due 11/15/2022	54,238.65	5,092.85	59,331.50
01/15/2020	Paydown	161571HF4	1,150,000.00	Chase CHAIT 2016-A5 1.27% Due 7/15/2021	43,972.81	892.69	44,865.50
01/15/2020	Paydown	89237RAB4	363,251.30	Toyota Auto Receivable 2017-C A2A 1.58% Due 7/15/2020	25,635.16	218.38	25,853.54
01/15/2020	Paydown	47788CAC6	765,000.00	John Deere Owner Trust 2016-B A4 2.66% Due 4/18/2022	20,813.63	1,375.31	22,188.94
01/15/2020	Paydown	43811BAC8	2,247,826.61	Honda Auto Receivables 2017-2 A3 1.68% Due 8/16/2021	79,547.72	2,371.74	81,919.46
01/16/2020	Paydown	654747AD6	743,926.58	Nissan Auto Receivables 2017-A A3 1.74% Due 8/16/2021	27,257.37	803.99	28,061.36
01/18/2020	Interest	4581X0CW6	4,000,000.00	Inter-American Dev Bank Note 2.125% Due 1/18/2022	0.00	42,500.00	42,500.00
01/19/2020	Interest	78012KKU0	2,400,000.00	Royal Bank of Canada Note 2.5% Due 1/19/2021	0.00	30,000.00	30,000.00
01/19/2020	Interest	3135G0T94	5,500,000.00	FNMA Note 2.375% Due 1/19/2023	0.00	65,312.50	65,312.50
01/19/2020	Interest	89114QC48	1,910,000.00	Toronto Dominion Bank Note 3.5% Due 7/19/2023	0.00	33,425.00	33,425.00
01/19/2020	Interest	3137BDDC7	1,235,000.00	FHLMC K716 A2 3.13% Due 6/25/2021	0.00	3,221.29	3,221.29
01/21/2020	Paydown	43815HAC1	2,025,000.00	Honda Auto Receivables Owner 2018-3 A3 2.95% Due 8/22/2022	100,975.30	2,977.41	103,952.71

## City of Corona Consolidated

## Cash Flow Report



Account #10003

As of May 31, 2019

Payment Date	Transaction Type	CUSIP	Quantity	Security Description	Principal Amount	Income	Total Amount
01/24/2020	Interest	91159HHP8	1,250,000.00	US Bancorp Callable Cont 12/23/2021 2.625% Due 1/24/2022	0.00	16,406.25	16,406.25
01/25/2020	Interest	3137B5JM6	3,850,000.00	FHLMC K034 A2 3.531% Due 7/25/2023	0.00	11,328.63	11,328.63
01/25/2020	Interest	3137BYQP7	4,000,000.00	FHLMC K726 A2 2.905% Due 4/25/2024	0.00	9,683.33	9,683.33
01/25/2020	Interest	45950KCM0	1,685,000.00	International Finance Corp Note 2.25% Due 1/25/2021	0.00	18,956.25	18,956.25
01/25/2020	Interest	3137BM6P6	3,250,000.00	FHLMC K721 A2 3.09% Due 8/25/2022	0.00	8,368.75	8,368.75
01/25/2020	Interest	808513AT2	750,000.00	Charles Schwab Corp Callable Note Cont 12/25/2022 2.65% Due 1/25/2023	0.00	9,937.50	9,937.50
01/25/2020	Interest	3137B7MZ9	3,750,000.00	FHLMC K036 A2 3.527% Due 10/25/2023	0.00	11,021.87	11,021.87
01/25/2020	Paydown	3137BFDQ1	2,125,000.00	FHLMC K717 A2 2.991% Due 9/25/2021	0.00	5,296.56	5,296.56
01/28/2020	Interest	69353RFE3	3,050,000.00	PNC Bank Callable Note Cont 6/28/2022 2.45% Due 7/28/2022	0.00	37,362.50	37,362.50
01/30/2020	Maturity	94974BGF1	2,575,000.00	Wells Fargo Corp Note 2.15% Due 1/30/2020	2,575,000.00	27,681.25	2,602,681.25
01/31/2020	Interest	912828N89	4,000,000.00	US Treasury Note 1.375% Due 1/31/2021	0.00	27,500.00	27,500.00
<b>JAN 2020</b>					<b>3,024,027.41</b>	<b>537,846.13</b>	<b>3,561,873.54</b>
02/08/2020	Interest	594918BP8	1,875,000.00	Microsoft Callable Note Cont 7/8/21 1.55% Due 8/8/2021	0.00	14,531.25	14,531.25
02/09/2020	Interest	69371RP59	2,300,000.00	Paccar Financial Corp Note 3.4% Due 8/9/2023	0.00	39,100.00	39,100.00
02/11/2020	Interest	06406RAJ6	3,254,000.00	Bank of NY Mellon Corp Note 3.45% Due 8/11/2023	0.00	56,131.50	56,131.50
02/12/2020	Interest	3137EAEC9	4,125,000.00	FHLMC Note 1.125% Due 8/12/2021	0.00	23,203.13	23,203.13
02/15/2020	Interest	912828B66	5,000,000.00	US Treasury Note 2.75% Due 2/15/2024	0.00	68,750.00	68,750.00

## City of Corona Consolidated

## Cash Flow Report



Account #10003

As of May 31, 2019

Payment Date	Transaction Type	CUSIP	Quantity	Security Description	Principal Amount	Income	Total Amount
02/15/2020	Maturity	22160KAG0	1,630,000.00	Costco Wholesale Corp Note 1.75% Due 2/15/2020	1,630,000.00	14,262.50	1,644,262.50
02/15/2020	Paydown	43811BAC8	2,247,826.61	Honda Auto Receivables 2017-2 A3 1.68% Due 8/16/2021	79,659.09	2,260.37	81,919.46
02/15/2020	Paydown	161571HF4	1,150,000.00	Chase CHAIT 2016-A5 1.27% Due 7/15/2021	44,019.35	846.15	44,865.50
02/15/2020	Paydown	43814QAC2	45,713.79	Honda Auto Receivables 2016-2 A3 1.39% Due 4/15/2020	4,170.23	14.51	4,184.74
02/15/2020	Paydown	47788BAD6	390,087.80	John Deere Owner Trust 2017-B A3 1.82% Due 10/15/2021	18,032.31	332.14	18,364.45
02/15/2020	Paydown	47788EAC2	2,360,000.00	John Deere Owner Trust 2018-B A3 3.08% Due 11/15/2022	54,378.91	4,953.63	59,332.54
02/15/2020	Paydown	89237RAB4	363,251.30	Toyota Auto Receivable 2017-C A2A 1.58% Due 7/15/2020	24,990.41	184.63	25,175.04
02/15/2020	Paydown	89238BAB8	1,188,410.91	Toyota Auto Receivables Owner 2018-A A2A 2.1% Due 10/15/2020	70,034.91	873.67	70,908.58
02/15/2020	Paydown	02587AAJ3	2,350,000.00	American Express Credit 2017-1 1.93% Due 9/15/2022	2,350,000.00	3,779.58	2,353,779.58
02/15/2020	Paydown	47788CAC6	765,000.00	John Deere Owner Trust 2016-B A4 2.66% Due 4/18/2022	20,854.39	1,329.17	22,183.56
02/16/2020	Paydown	654747AD6	743,926.58	Nissan Auto Receivables 2017-A A3 1.74% Due 8/16/2021	27,305.95	764.47	28,070.42
02/17/2020	Interest	3135G0N82	4,100,000.00	FNMA Note 1.25% Due 8/17/2021	0.00	25,625.00	25,625.00
02/18/2020	Interest	3130A7CV5	3,420,000.00	FHLB Note 1.375% Due 2/18/2021	0.00	23,512.50	23,512.50
02/19/2020	Interest	3137BDDC7	1,235,000.00	FHLMC K716 A2 3.13% Due 6/25/2021	0.00	3,221.29	3,221.29
02/21/2020	Paydown	43815HAC1	2,025,000.00	Honda Auto Receivables Owner 2018-3 A3 2.95% Due 8/22/2022	97,110.29	2,729.18	99,839.47
02/25/2020	Interest	3137B5JM6	3,850,000.00	FHLMC K034 A2 3.531% Due 7/25/2023	0.00	11,328.63	11,328.63
02/25/2020	Interest	3137B7MZ9	3,750,000.00	FHLMC K036 A2 3.527% Due 10/25/2023	0.00	11,021.87	11,021.87

## City of Corona Consolidated

## Cash Flow Report



Account #10003

As of May 31, 2019

Payment Date	Transaction Type	CUSIP	Quantity	Security Description	Principal Amount	Income	Total Amount
02/25/2020	Interest	3137BM6P6	3,250,000.00	FHLMC K721 A2 3.09% Due 8/25/2022	0.00	8,368.75	8,368.75
02/25/2020	Interest	3137BYPQ7	4,000,000.00	FHLMC K726 A2 2.905% Due 4/25/2024	0.00	9,683.33	9,683.33
02/25/2020	Paydown	3137BFDQ1	2,125,000.00	FHLMC K717 A2 2.991% Due 9/25/2021	0.00	5,296.56	5,296.56
02/26/2020	Interest	3135G0J20	4,050,000.00	FNMA Note 1.375% Due 2/26/2021	0.00	27,843.75	27,843.75
02/29/2020	Interest	912828L32	4,000,000.00	US Treasury Note 1.375% Due 8/31/2020	0.00	27,500.00	27,500.00
02/29/2020	Interest	912828B90	4,700,000.00	US Treasury Note 2% Due 2/28/2021	0.00	47,000.00	47,000.00
02/29/2020	Interest	912828J43	4,350,000.00	US Treasury Note 1.75% Due 2/28/2022	0.00	38,062.50	38,062.50
02/29/2020	Interest	912828L24	4,500,000.00	US Treasury Note 1.875% Due 8/31/2022	0.00	42,187.50	42,187.50
<b>FEB 2020</b>					<b>4,420,555.84</b>	<b>514,697.56</b>	<b>4,935,253.40</b>
03/01/2020	Interest	30231GAV4	2,700,000.00	Exxon Mobil Corp Callable Note Cont 2/1/2021 2.222% Due 3/1/2021	0.00	29,997.00	29,997.00
03/04/2020	Interest	24422ESL4	1,850,000.00	John Deere Capital Corp Note 2.8% Due 3/4/2021	0.00	25,900.00	25,900.00
03/04/2020	Interest	459058GA5	4,000,000.00	Intl. Bank Recon & Development Note 1.625% Due 9/4/2020	0.00	32,500.00	32,500.00
03/05/2020	Interest	06051GHF9	3,250,000.00	Bank of America Corp Callable Note 1X 3/5/2023 3.55% Due 3/5/2024	0.00	57,687.50	57,687.50
03/06/2020	Interest	24422ETG4	1,500,000.00	John Deere Capital Corp Note 2.8% Due 3/6/2023	0.00	21,000.00	21,000.00
03/08/2020	Interest	44932HAC7	2,955,000.00	IBM Credit Corp Note 2.2% Due 9/8/2022	0.00	32,505.00	32,505.00
03/08/2020	Interest	3130A0XE5	1,000,000.00	FHLB Note 3.25% Due 3/8/2024	0.00	16,250.00	16,250.00
03/08/2020	Interest	3130AB3H7	4,000,000.00	FHLB Note 2.375% Due 3/8/2024	0.00	47,500.00	47,500.00

## City of Corona Consolidated

## Cash Flow Report



Account #10003

As of May 31, 2019

Payment Date	Transaction Type	CUSIP	Quantity	Security Description	Principal Amount	Income	Total Amount
03/11/2020	Interest	89114QCB2	1,270,000.00	Toronto Dominion Bank Note 3.25% Due 3/11/2024	0.00	20,637.50	20,637.50
03/14/2020	Interest	4581X0CZ9	3,600,000.00	Inter-American Dev Bank Note 1.75% Due 9/14/2022	0.00	31,500.00	31,500.00
03/15/2020	Interest	68389XBK0	3,325,000.00	Oracle Corp Callable Note Cont 8/01/21 1.9% Due 9/15/2021	0.00	31,587.50	31,587.50
03/15/2020	Interest	084670BR8	2,500,000.00	Berkshire Hathaway Callable Note Cont 1/15/2023 2.75% Due 3/15/2023	0.00	34,375.00	34,375.00
03/15/2020	Paydown	43814QAC2	45,713.79	Honda Auto Receivables 2016-2 A3 1.39% Due 4/15/2020	4,175.06	9.68	4,184.74
03/15/2020	Paydown	89238BAB8	1,188,410.91	Toyota Auto Receivables Owner 2018-A A2A 2.1% Due 10/15/2020	66,419.04	751.11	67,170.15
03/15/2020	Paydown	161571HF4	1,150,000.00	Chase CHAIT 2016-A5 1.27% Due 7/15/2021	44,065.93	799.57	44,865.50
03/15/2020	Paydown	47788CAC6	765,000.00	John Deere Owner Trust 2016-B A4 2.66% Due 4/18/2022	20,895.23	1,282.94	22,178.17
03/15/2020	Paydown	43811BAC8	2,247,826.61	Honda Auto Receivables 2017-2 A3 1.68% Due 8/16/2021	79,770.61	2,148.85	81,919.46
03/15/2020	Paydown	47788BAD6	390,087.80	John Deere Owner Trust 2017-B A3 1.82% Due 10/15/2021	17,281.81	304.79	17,586.60
03/15/2020	Paydown	47788EAC2	2,360,000.00	John Deere Owner Trust 2018-B A3 3.08% Due 11/15/2022	54,519.52	4,814.06	59,333.58
03/15/2020	Paydown	89237RAB4	363,251.30	Toyota Auto Receivable 2017-C A2A 1.58% Due 7/15/2020	24,344.37	151.73	24,496.10
03/16/2020	Paydown	654747AD6	743,926.58	Nissan Auto Receivables 2017-A A3 1.74% Due 8/16/2021	27,354.62	724.88	28,079.50
03/19/2020	Interest	3137BDDC7	1,235,000.00	FHLMC K716 A2 3.13% Due 6/25/2021	0.00	3,221.29	3,221.29
03/21/2020	Paydown	43815HAC1	2,025,000.00	Honda Auto Receivables Owner 2018-3 A3 2.95% Due 8/22/2022	93,230.92	2,490.45	95,721.37
03/25/2020	Interest	3137B5JM6	3,850,000.00	FHLMC K034 A2 3.531% Due 7/25/2023	0.00	11,328.63	11,328.63
03/25/2020	Interest	3137B7MZ9	3,750,000.00	FHLMC K036 A2 3.527% Due 10/25/2023	0.00	11,021.87	11,021.87



## City of Corona Consolidated

## Cash Flow Report



Account #10003

As of May 31, 2019

Payment Date	Transaction Type	CUSIP	Quantity	Security Description	Principal Amount	Income	Total Amount
03/25/2020	Interest	3137BM6P6	3,250,000.00	FHLMC K721 A2 3.09% Due 8/25/2022	0.00	8,368.75	8,368.75
03/25/2020	Interest	3137BYPQ7	4,000,000.00	FHLMC K726 A2 2.905% Due 4/25/2024	0.00	9,683.33	9,683.33
03/25/2020	Paydown	3137BFDQ1	2,125,000.00	FHLMC K717 A2 2.991% Due 9/25/2021	0.00	5,296.56	5,296.56
03/31/2020	Interest	912828Q37	4,100,000.00	US Treasury Note 1.25% Due 3/31/2021	0.00	25,625.00	25,625.00
03/31/2020	Interest	912828T34	4,125,000.00	US Treasury Note 1.125% Due 9/30/2021	0.00	23,203.13	23,203.13
03/31/2020	Maturity	912828J84	2,580,000.00	US Treasury Note 1.375% Due 3/31/2020	2,580,000.00	17,737.50	2,597,737.50
<b>MAR 2020</b>					<b>3,012,057.11</b>	<b>510,403.62</b>	<b>3,522,460.73</b>
04/05/2020	Interest	3135G0T45	4,650,000.00	FNMA Note 1.875% Due 4/5/2022	0.00	43,593.75	43,593.75
04/07/2020	Interest	3135G0Q89	3,925,000.00	FNMA Note 1.375% Due 10/7/2021	0.00	26,984.38	26,984.38
04/10/2020	Interest	02665WCQ2	2,260,000.00	American Honda Finance Note 3.625% Due 10/10/2023	0.00	40,962.50	40,962.50
04/12/2020	Interest	3130AF5B9	2,500,000.00	FHLB Note 3% Due 10/12/2021	0.00	37,500.00	37,500.00
04/15/2020	Interest	674599CK9	2,840,000.00	Occidental Petroleum Callable Note Cont 3/15/2022 2.6% Due 4/15/2022	0.00	36,920.00	36,920.00
04/15/2020	Paydown	89237RAB4	363,251.30	Toyota Auto Receivable 2017-C A2A 1.58% Due 7/15/2020	23,697.03	119.67	23,816.70
04/15/2020	Paydown	89238BAB8	1,188,410.91	Toyota Auto Receivables Owner 2018-A A2A 2.1% Due 10/15/2020	62,792.44	634.87	63,427.31
04/15/2020	Paydown	43814QAC2	45,713.79	Honda Auto Receivables 2016-2 A3 1.39% Due 4/15/2020	4,179.90	4.84	4,184.74
04/15/2020	Paydown	161571HF4	1,150,000.00	Chase CHAIT 2016-A5 1.27% Due 7/15/2021	44,112.57	752.93	44,865.50
04/15/2020	Paydown	47788CAC6	765,000.00	John Deere Owner Trust 2016-B A4 2.66% Due 4/18/2022	20,936.14	1,236.63	22,172.77

## City of Corona Consolidated

## Cash Flow Report



Account #10003

As of May 31, 2019

Payment Date	Transaction Type	CUSIP	Quantity	Security Description	Principal Amount	Income	Total Amount
04/15/2020	Paydown	47788BAD6	390,087.80	John Deere Owner Trust 2017-B A3 1.82% Due 10/15/2021	16,529.75	278.58	16,808.33
04/15/2020	Paydown	47788EAC2	2,360,000.00	John Deere Owner Trust 2018-B A3 3.08% Due 11/15/2022	54,660.49	4,674.13	59,334.62
04/15/2020	Paydown	43811BAC8	2,247,826.61	Honda Auto Receivables 2017-2 A3 1.68% Due 8/16/2021	79,882.29	2,037.17	81,919.46
04/16/2020	Paydown	654747AD6	743,926.58	Nissan Auto Receivables 2017-A A3 1.74% Due 8/16/2021	27,403.39	685.21	28,088.60
04/19/2020	Interest	3137BDDC7	1,235,000.00	FHLMC K716 A2 3.13% Due 6/25/2021	0.00	3,221.29	3,221.29
04/20/2020	Maturity	3137EAEF2	5,000,000.00	FHLMC Note 1.375% Due 4/20/2020	5,000,000.00	34,375.00	5,034,375.00
04/21/2020	Paydown	43815HAC1	2,025,000.00	Honda Auto Receivables Owner 2018-3 A3 2.95% Due 8/22/2022	89,337.15	2,261.25	91,598.40
04/25/2020	Interest	3137B5JM6	3,850,000.00	FHLMC K034 A2 3.531% Due 7/25/2023	0.00	11,328.63	11,328.63
04/25/2020	Interest	3137B7MZ9	3,750,000.00	FHLMC K036 A2 3.527% Due 10/25/2023	0.00	11,021.87	11,021.87
04/25/2020	Interest	3137BM6P6	3,250,000.00	FHLMC K721 A2 3.09% Due 8/25/2022	0.00	8,368.75	8,368.75
04/25/2020	Interest	3137BYPQ7	4,000,000.00	FHLMC K726 A2 2.905% Due 4/25/2024	0.00	9,683.33	9,683.33
04/25/2020	Paydown	3137BFDQ1	2,125,000.00	FHLMC K717 A2 2.991% Due 9/25/2021	0.00	5,296.56	5,296.56
04/30/2020	Interest	912828L99	3,900,000.00	US Treasury Note 1.375% Due 10/31/2020	0.00	26,812.50	26,812.50
04/30/2020	Interest	912828T91	5,000,000.00	US Treasury Note 1.625% Due 10/31/2023	0.00	40,625.00	40,625.00
<b>APR 2020</b>					<b>5,423,531.15</b>	<b>349,378.84</b>	<b>5,772,909.99</b>
05/03/2020	Interest	037833AK6	2,215,000.00	Apple Inc Note 2.4% Due 5/3/2023	0.00	26,580.00	26,580.00
05/03/2020	Interest	594918BG8	1,035,000.00	Microsoft Callable Note Cont. 10/03/20 2% Due 11/3/2020	0.00	10,350.00	10,350.00

## City of Corona Consolidated

## Cash Flow Report



Account #10003

As of May 31, 2019

Payment Date	Transaction Type	CUSIP	Quantity	Security Description	Principal Amount	Income	Total Amount
05/03/2020	Interest	00440EAT4	2,545,000.00	Chubb INA Holdings Inc Callable Note Cont 10/3/2020 2.3% Due 11/3/2020	0.00	29,267.50	29,267.50
05/06/2020	Interest	3135G0K69	3,300,000.00	FNMA Note 1.25% Due 5/6/2021	0.00	20,625.00	20,625.00
05/11/2020	Interest	369550BE7	2,970,000.00	General Dynamics Corp Note 3% Due 5/11/2021	0.00	44,550.00	44,550.00
05/15/2020	Paydown	161571HF4	1,150,000.00	Chase CHAIT 2016-A5 1.27% Due 7/15/2021	44,159.25	706.25	44,865.50
05/15/2020	Paydown	89237RAB4	363,251.30	Toyota Auto Receivable 2017-C A2A 1.58% Due 7/15/2020	23,048.38	88.47	23,136.85
05/15/2020	Paydown	47788BAD6	390,087.80	John Deere Owner Trust 2017-B A3 1.82% Due 10/15/2021	15,776.14	253.51	16,029.65
05/15/2020	Paydown	47788EAC2	2,360,000.00	John Deere Owner Trust 2018-B A3 3.08% Due 11/15/2022	54,801.84	4,533.83	59,335.67
05/15/2020	Paydown	89238BAB8	1,188,410.91	Toyota Auto Receivables Owner 2018-A A2A 2.1% Due 10/15/2020	59,155.08	524.99	59,680.07
05/15/2020	Paydown	47788CAC6	765,000.00	John Deere Owner Trust 2016-B A4 2.66% Due 4/18/2022	20,977.14	1,190.22	22,167.36
05/15/2020	Paydown	43811BAC8	2,247,826.61	Honda Auto Receivables 2017-2 A3 1.68% Due 8/16/2021	79,994.13	1,925.33	81,919.46
05/16/2020	Paydown	654747AD6	743,926.58	Nissan Auto Receivables 2017-A A3 1.74% Due 8/16/2021	27,452.23	645.48	28,097.71
05/17/2020	Interest	3137EAEK1	3,100,000.00	FHLMC Note 1.875% Due 11/17/2020	0.00	29,062.50	29,062.50
05/19/2020	Interest	857477AV5	2,075,000.00	State Street Bank Note 1.95% Due 5/19/2021	0.00	20,231.25	20,231.25
05/19/2020	Interest	3137BDDC7	1,235,000.00	FHLMC K716 A2 3.13% Due 6/25/2021	0.00	3,221.29	3,221.29
05/20/2020	Maturity	747525AD5	2,400,000.00	Qualcomm Inc Note 2.25% Due 5/20/2020	2,400,000.00	27,000.00	2,427,000.00
05/21/2020	Paydown	43815HAC1	2,025,000.00	Honda Auto Receivables Owner 2018-3 A3 2.95% Due 8/22/2022	85,428.92	2,041.63	87,470.55

## City of Corona Consolidated

## Cash Flow Report



Account #10003

As of May 31, 2019

Payment Date	Transaction Type	CUSIP	Quantity	Security Description	Principal Amount	Income	Total Amount
05/25/2020	Interest	3137BM6P6	3,250,000.00	FHLMC K721 A2 3.09% Due 8/25/2022	0.00	8,368.75	8,368.75
05/25/2020	Interest	3137B7M29	3,750,000.00	FHLMC K036 A2 3.527% Due 10/25/2023	0.00	11,021.87	11,021.87
05/25/2020	Interest	3137B5JM6	3,850,000.00	FHLMC K034 A2 3.531% Due 7/25/2023	0.00	11,328.63	11,328.63
05/25/2020	Interest	404280BA6	1,200,000.00	HSBC Holdings PLC Note 3.6% Due 5/25/2023	0.00	21,600.00	21,600.00
05/25/2020	Interest	3137BYPQ7	4,000,000.00	FHLMC K726 A2 2.905% Due 4/25/2024	0.00	9,683.33	9,683.33
05/25/2020	Paydown	3137BFDQ1	2,125,000.00	FHLMC K717 A2 2.991% Due 9/25/2021	0.00	5,296.56	5,296.56
05/30/2020	Interest	3135G0F73	4,100,000.00	FNMA Note 1.5% Due 11/30/2020	0.00	30,750.00	30,750.00
<b>MAY 2020</b>					<b>2,810,793.11</b>	<b>320,846.39</b>	<b>3,131,639.50</b>
<b>TOTAL</b>					<b>33,459,445.30</b>	<b>5,709,795.39</b>	<b>39,169,240.69</b>

## City of Corona Consolidated

## Holdings by Maturity



Account #10003

As of May 31, 2019

CUSIP	Security Description	Par Value/Units	Purchase Date Book Yield	Cost Value Book Value	Mkt Price Mkt YTM	Market Value Accrued Int.	% of Port. Gain/Loss	Moody S&P	Term (yrs) Duration
90LAIF\$00	Local Agency Investment Fund State Pool	48,562,348.56	Various 2.44%	48,562,348.56 48,562,348.56	1.00 2.44%	48,562,348.56 192,776.69	15.30% 0.00	NR NR	0.00 0.00
60934N807	Federated Investors Govt Oblig Fund Inst.	2,432,301.63	Various 2.02%	2,432,301.63 2,432,301.63	1.00 2.02%	2,432,301.63 0.00	0.76% 0.00	Aaa AAA	0.00 0.00
912796VG1	US Treasury Bill 2.285% Due 6/18/2019	8,000,000.00	05/30/2019 2.32%	7,990,350.11 7,990,350.11	99.88 2.32%	7,990,350.11 1,015.78	2.51% 0.00	P-1 A-1+	0.05 0.05
40434CAC9	HSBC USA Inc Note 2.25% Due 6/23/2019	2,700,000.00	06/20/2017 1.99%	2,713,797.00 2,713,797.00	99.98 2.62%	2,699,343.90 26,662.50	0.86% (14,453.10)	A2 A	0.06 0.06
45950KCD0	International Finance Corp Note 1.75% Due 9/16/2019	700,000.00	11/02/2017 1.72%	700,329.00 700,329.00	99.81 2.39%	698,694.50 2,552.08	0.22% (1,634.50)	Aaa AAA	0.30 0.29
43814QAC2	Honda Auto Receivables 2016-2 A3 1.39% Due 4/15/2020	45,713.79	05/24/2016 1.40%	45,712.90 45,712.90	99.93 3.21%	45,682.29 28.24	0.01% (30.61)	Aaa NR	0.46 0.04
89237RAB4	Toyota Auto Receivable 2017-C A2A 1.58% Due 7/15/2020	363,251.30	07/25/2017 1.59%	363,247.84 363,247.84	99.89 2.65%	362,845.52 255.08	0.11% (402.32)	Aaa AAA	0.55 0.10
89238BAB8	Toyota Auto Receivables Owner 2018-A A2A 2.1% Due 10/15/2020	1,188,410.91	01/23/2018 2.12%	1,188,289.46 1,188,289.46	99.89 2.60%	1,187,120.05 1,109.18	0.37% (1,169.41)	Aaa AAA	0.61 0.22
94974BGF1	Wells Fargo Corp Note 2.15% Due 1/30/2020	2,575,000.00	01/26/2015 2.17%	2,572,198.40 2,572,198.40	99.78 2.49%	2,569,219.13 18,607.95	0.81% (2,979.27)	A2 A-	0.67 0.65
02587AAJ3	American Express Credit 2017-1 1.93% Due 9/15/2022	2,350,000.00	06/21/2018 2.92%	2,313,464.83 2,313,464.83	99.62 2.49%	2,341,142.80 2,015.78	0.74% 27,677.97	Aaa NR	0.71 0.68
22160KAG0	Costco Wholesale Corp Note 1.75% Due 2/15/2020	1,630,000.00	02/05/2015 1.77%	1,628,288.50 1,628,288.50	99.53 2.42%	1,622,350.41 8,399.03	0.51% (5,938.09)	Aa3 A+	0.71 0.69
912828J84	US Treasury Note 1.375% Due 3/31/2020	2,580,000.00	10/23/2015 1.35%	2,582,528.17 2,582,528.17	99.25 2.29%	2,560,650.00 6,009.43	0.81% (21,878.17)	Aaa AA+	0.84 0.82
43815HAC1	Honda Auto Receivables Owner 2018-3 A3 2.95% Due 8/22/2022	2,025,000.00	08/21/2018 2.98%	2,024,722.17 2,024,722.17	101.17 2.19%	2,048,759.30 1,659.38	0.64% 24,037.13	Aaa NR	0.85 1.50
47788BAD6	John Deere Owner Trust 2017-B A3 1.82% Due 10/15/2021	390,087.80	07/11/2017 1.83%	390,059.25 390,059.25	99.57 2.51%	388,425.95 315.54	0.12% (1,633.30)	Aaa NR	0.88 0.62
3137EAEF2	FHLMC Note 1.375% Due 4/20/2020	5,000,000.00	05/18/2017 1.52%	4,979,400.00 4,979,400.00	99.23 2.25%	4,961,585.00 7,829.86	1.56% (17,815.00)	Aaa AA+	0.89 0.87
747525AD5	Qualcomm Inc Note 2.25% Due 5/20/2020	2,400,000.00	06/11/2015 2.49%	2,373,420.00 2,373,420.00	99.68 2.58%	2,392,384.80 1,650.00	0.75% 18,964.80	A2 A-	0.97 0.95

## City of Corona Consolidated

## Holdings by Maturity



Account #10003

As of May 31, 2019

CUSIP	Security Description	Par Value/Units	Purchase Date Book Yield	Cost Value Book Value	Mkt Price Mkt YTM	Market Value Accrued Int.	% of Port. Gain/Loss	Moody S&P	Term (yrs) Duration
912828VF4	US Treasury Note 1.375% Due 5/31/2020	4,000,000.00	07/10/2015 1.62%	3,954,857.15 3,954,857.15	99.15 2.24%	3,965,936.00 150.27	1.24% 11,078.85	Aaa AA+	1.00 0.99
437076BQ4	Home Depot Note 1.8% Due 6/5/2020	1,140,000.00	05/24/2017 1.82%	1,139,338.80 1,139,338.80	99.30 2.50%	1,132,071.30 10,032.00	0.36% (7,267.50)	A2 A	1.02 0.99
3135G0D75	FNMA Note 1.5% Due 6/22/2020	4,000,000.00	09/29/2015 1.49%	4,002,160.00 4,002,160.00	99.21 2.26%	3,968,200.00 26,500.00	1.25% (33,960.00)	Aaa AA+	1.06 1.04
161571HF4	Chase CHAIT 2016-A5 1.27% Due 7/15/2021	1,150,000.00	09/27/2018 2.11%	1,136,568.36 1,136,568.36	99.86 2.55%	1,148,387.70 649.11	0.36% 11,819.34	NR AAA	1.09 0.11
654747AD6	Nissan Auto Receivables 2017-A A3 1.74% Due 8/16/2021	743,926.58	12/27/2017 2.10%	739,189.86 739,189.86	99.61 2.46%	741,025.24 539.35	0.23% 1,835.38	Aaa NR	1.14 0.54
43811BAC8	Honda Auto Receivables 2017-2 A3 1.68% Due 8/16/2021	2,247,826.61	04/27/2018 2.62%	2,212,879.93 2,212,879.93	99.52 2.46%	2,237,086.20 1,678.38	0.70% 24,206.27	Aaa AAA	1.18 0.62
912828L32	US Treasury Note 1.375% Due 8/31/2020	4,000,000.00	09/29/2015 1.37%	4,001,263.40 4,001,263.40	99.07 2.13%	3,962,812.00 13,899.46	1.25% (38,451.40)	Aaa AA+	1.25 1.23
459058GA5	Intl. Bank Recon & Development Note 1.625% Due 9/4/2020	4,000,000.00	11/03/2017 1.87%	3,972,680.00 3,972,680.00	99.34 2.16%	3,973,560.00 15,708.33	1.25% 880.00	Aaa AAA	1.27 1.23
912828L99	US Treasury Note 1.375% Due 10/31/2020	3,900,000.00	11/23/2015 1.71%	3,838,923.22 3,838,923.22	99.04 2.07%	3,862,372.80 4,663.04	1.21% 23,449.58	Aaa AA+	1.42 1.39
594918BG8	Microsoft Callable Note Cont. 10/03/20 2% Due 11/3/2020	1,035,000.00	10/29/2015 2.02%	1,034,172.00 1,034,172.00	99.73 2.19%	1,032,255.18 1,610.00	0.32% (1,916.82)	Aaa AAA	1.43 1.39
00440EAT4	Chubb INA Holdings Inc Callable Note Cont 10/3/2020 2.3% Due 11/3/2020	2,545,000.00	02/06/2017 2.17%	2,556,986.95 2,556,986.95	99.93 2.34%	2,543,284.67 4,552.72	0.80% (13,702.28)	A3 A	1.43 1.39
3137EAEK1	FHLMC Note 1.875% Due 11/17/2020	3,100,000.00	11/21/2017 1.96%	3,091,967.37 3,091,967.37	99.76 2.04%	3,092,649.90 2,260.42	0.97% 682.53	Aaa AA+	1.47 1.43
3135G0F73	FNMA Note 1.5% Due 11/30/2020	4,100,000.00	12/16/2015 1.90%	4,022,510.00 4,022,510.00	99.17 2.07%	4,065,896.20 170.83	1.28% 43,386.20	Aaa AA+	1.50 1.47
47788CAC6	John Deere Owner Trust 2016-B A4 2.66% Due 4/18/2022	765,000.00	02/21/2018 2.68%	764,945.00 764,945.00	100.23 2.68%	766,751.07 904.40	0.24% 1,806.07	Aaa NR	1.52 0.20
78012KKU0	Royal Bank of Canada Note 2.5% Due 1/19/2021	2,400,000.00	12/11/2017 2.37%	2,409,096.00 2,409,096.00	100.29 2.32%	2,406,957.60 22,000.00	0.76% (2,138.40)	Aa2 AA-	1.64 1.58
45950KCM0	International Finance Corp Note 2.25% Due 1/25/2021	1,685,000.00	01/18/2018 2.35%	1,680,046.10 1,680,046.10	100.30 2.06%	1,690,102.18 13,269.38	0.53% 10,056.08	Aaa AAA	1.66 1.60
912828N89	US Treasury Note 1.375% Due 1/31/2021	4,000,000.00	03/09/2016 1.40%	3,996,107.15 3,996,107.15	98.94 2.02%	3,957,656.00 18,383.98	1.25% (38,451.15)	Aaa AA+	1.67 1.63

## City of Corona Consolidated

## Holdings by Maturity



Account #10003

As of May 31, 2019

CUSIP	Security Description	Par Value/Units	Purchase Date Book Yield	Cost Value Book Value	Mkt Price Mkt YTM	Market Value Accrued Int.	% of Port. Gain/Loss	Moody S&P	Term (yrs) Duration
3130A7CV5	FHLB Note 1.375% Due 2/18/2021	3,420,000.00	02/17/2016 1.46%	3,406,183.20 3,406,183.20	98.89 2.04%	3,382,065.36 13,454.38	1.07% (24,117.84)	Aaa AA+	1.72 1.68
3135G0J20	FNMA Note 1.375% Due 2/26/2021	4,050,000.00	Various 1.45%	4,034,893.60 4,034,893.60	98.91 2.02%	4,005,745.65 14,695.32	1.26% (29,147.95)	Aaa AA+	1.75 1.70
912828B90	US Treasury Note 2% Due 2/28/2021	4,700,000.00	Various 1.60%	4,784,441.53 4,784,441.53	99.99 2.01%	4,699,450.10 23,755.44	1.48% (84,991.43)	Aaa AA+	1.75 1.70
30231GAV4	Exxon Mobil Corp Callable Note Cont 2/1/2021 2.222% Due 3/1/2021	2,700,000.00	Various 1.97%	2,730,414.55 2,730,414.55	99.93 2.26%	2,697,983.11 14,998.51	0.85% (32,431.44)	Aaa AA+	1.75 1.70
24422ESL4	John Deere Capital Corp Note 2.8% Due 3/4/2021	1,850,000.00	05/24/2017 2.12%	1,895,010.50 1,895,010.50	100.62 2.43%	1,861,534.75 12,518.33	0.59% (33,475.75)	A2 A	1.76 1.70
47788EAC2	John Deere Owner Trust 2018-B A3 3.08% Due 11/15/2022	2,360,000.00	07/18/2018 3.10%	2,359,821.11 2,359,821.11	101.22 2.28%	2,388,716.48 3,230.58	0.75% 28,895.37	Aaa NR	1.78 1.48
912828Q37	US Treasury Note 1.25% Due 3/31/2021	4,100,000.00	12/13/2016 1.81%	4,005,041.08 4,005,041.08	98.68 1.98%	4,046,027.60 8,681.69	1.27% 40,986.52	Aaa AA+	1.84 1.80
3135G0K69	FNMA Note 1.25% Due 5/6/2021	3,300,000.00	06/29/2016 1.18%	3,311,220.00 3,311,220.00	98.64 1.97%	3,255,011.10 2,864.58	1.02% (56,208.90)	Aaa AA+	1.93 1.89
369550BE7	General Dynamics Corp Note 3% Due 5/11/2021	2,970,000.00	Various 3.25%	2,949,150.50 2,949,150.50	101.24 2.34%	3,006,810.18 4,950.00	0.95% 57,659.68	A2 A+	1.95 1.88
3137BDDC7	FHLMC K716 A2 3.13% Due 6/25/2021	1,235,000.00	09/12/2017 1.92%	1,285,654.30 1,285,654.30	101.41 2.26%	1,252,388.80 644.26	0.39% (33,265.50)	Aaa AA+	1.97 1.81
857477AV5	State Street Bank Note 1.95% Due 5/19/2021	2,075,000.00	Various 2.04%	2,067,408.60 2,067,408.60	99.23 2.35%	2,058,978.93 1,348.75	0.65% (8,429.67)	A1 A	1.97 1.92
313379RB7	FHLB Note 1.875% Due 6/11/2021	2,500,000.00	08/30/2017 1.67%	2,518,850.00 2,518,850.00	99.72 2.01%	2,493,120.00 22,135.42	0.79% (25,730.00)	Aaa AA+	2.03 1.96
3137BFDQ1	FHLMC K717 A2 2.991% Due 9/25/2021	2,125,000.00	Various 2.61%	2,146,894.53 2,146,894.53	101.38 2.54%	2,154,231.50 5,296.56	0.68% 7,336.97	NR NR	2.03 2.03
3130A8QS5	FHLB Note 1.125% Due 7/14/2021	2,900,000.00	10/04/2016 1.33%	2,873,204.00 2,873,204.00	98.29 1.95%	2,850,427.40 12,415.63	0.90% (22,776.60)	Aaa AA+	2.12 2.07
594918BP8	Microsoft Callable Note Cont 7/8/21 1.55% Due 8/8/2021	1,875,000.00	Various 1.57%	1,872,774.45 1,872,774.45	98.54 2.24%	1,847,611.88 9,122.39	0.58% (25,162.57)	Aaa AAA	2.19 2.12
3137EAEC9	FHLMC Note 1.125% Due 8/12/2021	4,125,000.00	Various 1.30%	4,090,903.75 4,090,903.75	98.14 2.00%	4,048,122.38 14,050.78	1.27% (42,781.37)	Aaa AA+	2.20 2.15
3135G0N82	FNMA Note 1.25% Due 8/17/2021	4,100,000.00	Various 1.32%	4,086,725.40 4,086,725.40	98.44 1.97%	4,036,109.70 14,805.56	1.27% (50,615.70)	Aaa AA+	2.22 2.16

## City of Corona Consolidated

## Holdings by Maturity



Account #10003

As of May 31, 2019

CUSIP	Security Description	Par Value/Units	Purchase Date Book Yield	Cost Value Book Value	Mkt Price Mkt YTM	Market Value Accrued Int.	% of Port. Gain/Loss	Moody S&P	Term (yrs) Duration
68389XBK0	Oracle Corp Callable Note Cont 8/01/21 1.9% Due 9/15/2021	3,325,000.00	Various 2.44%	3,255,728.25 3,255,728.25	98.73 2.47%	3,282,752.55 13,336.94	1.03% 27,024.30	A1 AA-	2.29 2.21
912828T34	US Treasury Note 1.125% Due 9/30/2021	4,125,000.00	11/09/2016 1.48%	4,055,243.31 4,055,243.31	98.24 1.90%	4,052,490.75 7,861.17	1.27% (2,752.56)	Aaa AA+	2.34 2.28
3135G0Q89	FNMA Note 1.375% Due 10/7/2021	3,925,000.00	Various 1.66%	3,873,275.45 3,873,275.45	98.63 1.98%	3,871,070.50 8,095.31	1.22% (2,204.95)	Aaa AA+	2.36 2.29
3130AF5B9	FHLB Note 3% Due 10/12/2021	2,500,000.00	11/29/2018 2.91%	2,506,300.00 2,506,300.00	102.36 1.97%	2,559,112.50 10,208.33	0.81% 52,812.50	Aaa AA+	2.37 2.27
91159HHP8	US Bancorp Callable Cont 12/23/2021 2.625% Due 1/24/2022	1,250,000.00	01/19/2017 2.66%	1,247,850.00 1,247,850.00	100.48 2.43%	1,255,947.50 11,575.52	0.40% 8,097.50	A1 A+	2.57 2.44
3135G0S38	FNMA Note 2% Due 1/5/2022	4,000,000.00	01/11/2017 2.02%	3,996,900.00 3,996,900.00	100.10 1.96%	4,004,092.00 32,444.44	1.27% 7,192.00	Aaa AA+	2.60 2.50
89236TDP7	Toyota Motor Credit Corp Note 2.6% Due 1/11/2022	3,100,000.00	Various 3.18%	3,038,938.00 3,038,938.00	100.31 2.48%	3,109,575.90 31,344.44	0.99% 70,637.90	Aa3 AA-	2.62 2.49
48128BAB7	JP Morgan Chase & Co Callable Note 1X 1/15/2022 2.972% Due 1/15/2023	3,250,000.00	Various 3.11%	3,228,657.50 3,228,657.50	100.65 2.71%	3,271,242.00 36,489.56	1.04% 42,584.50	A2 A-	2.63 3.06
4581X0CW6	Inter-American Dev Bank Note 2.125% Due 1/18/2022	4,000,000.00	11/03/2017 2.07%	4,008,600.00 4,008,600.00	100.36 1.98%	4,014,496.00 31,402.78	1.27% 5,896.00	Aaa NR	2.64 2.53
912828J43	US Treasury Note 1.75% Due 2/28/2022	4,350,000.00	03/13/2017 2.14%	4,271,340.74 4,271,340.74	99.54 1.92%	4,330,120.50 19,238.11	1.36% 58,779.76	Aaa AA+	2.75 2.66
3135G0T45	FNMA Note 1.875% Due 4/5/2022	4,650,000.00	06/19/2017 1.88%	4,649,297.85 4,649,297.85	99.78 1.96%	4,639,584.00 13,562.50	1.46% (9,713.85)	Aaa AA+	2.85 2.75
674599CK9	Occidental Petroleum Callable Note Cont 3/15/2022 2.6% Due 4/15/2022	2,840,000.00	Various 2.78%	2,824,314.10 2,824,314.10	99.16 2.90%	2,816,104.24 9,435.11	0.89% (8,209.86)	A3 A	2.87 2.74
69353RFE3	PNC Bank Callable Note Cont 6/28/2022 2.45% Due 7/28/2022	3,050,000.00	07/25/2017 2.45%	3,049,725.50 3,049,725.50	100.20 2.38%	3,056,176.25 25,531.04	0.97% 6,450.75	A2 A	3.08 2.92
912828XG0	US Treasury Note 2.125% Due 6/30/2022	4,000,000.00	08/15/2017 1.82%	4,056,732.15 4,056,732.15	100.66 1.90%	4,026,248.00 35,690.61	1.27% (30,484.15)	Aaa AA+	3.08 2.95
3137BM6P6	FHLMC K721 A2 3.09% Due 8/25/2022	3,250,000.00	09/21/2017 2.22%	3,373,630.00 3,373,630.00	102.38 2.21%	3,327,330.50 8,368.75	1.05% (46,299.50)	Aaa NR	3.10 2.86
912828L24	US Treasury Note 1.875% Due 8/31/2022	4,500,000.00	10/17/2017 1.98%	4,478,906.25 4,478,906.25	99.89 1.91%	4,495,077.00 21,323.03	1.42% 16,170.75	Aaa AA+	3.25 3.12



## City of Corona Consolidated

## Holdings by Maturity



Account #10003

As of May 31, 2019

CUSIP	Security Description	Par Value/Units	Purchase Date Book Yield	Cost Value Book Value	Mkt Price Mkt YTM	Market Value Accrued Int.	% of Port. Gain/Loss	Moody S&P	Term (yrs) Duration
44932HAC7	IBM Credit Corp Note 2.2% Due 9/8/2022	2,955,000.00	11/29/2017 2.58%	2,905,001.40 2,905,001.40	98.63 2.64%	2,914,534.23 14,988.42	0.92% 9,532.83	A1 A	3.28 3.12
4581X0CZ9	Inter-American Dev Bank Note 1.75% Due 9/14/2022	3,600,000.00	Various 2.30%	3,512,573.00 3,512,573.00	99.25 1.99%	3,573,111.60 13,475.00	1.13% 60,538.60	NR NR	3.29 3.16
808513AT2	Charles Schwab Corp Callable Note Cont 12/25/2022 2.65% Due 1/25/2023	750,000.00	05/20/2019 2.73%	748,027.50 748,027.50	100.30 2.56%	752,217.75 6,956.25	0.24% 4,190.25	A2 A	3.57 3.36
912828N30	US Treasury Note 2.125% Due 12/31/2022	4,800,000.00	01/25/2018 2.46%	4,725,375.00 4,725,375.00	100.74 1.91%	4,835,438.40 42,828.73	1.53% 110,063.40	Aaa AA+	3.59 3.41
084670BR8	Berkshire Hathaway Callable Note Cont 1/15/2023 2.75% Due 3/15/2023	2,500,000.00	11/26/2018 3.51%	2,425,225.00 2,425,225.00	100.92 2.48%	2,523,072.50 14,513.89	0.80% 97,847.50	Aa2 AA	3.63 3.41
3135G0T94	FNMA Note 2.375% Due 1/19/2023	5,500,000.00	04/11/2018 2.71%	5,418,930.00 5,418,930.00	101.35 1.99%	5,573,986.00 47,895.83	1.76% 155,056.00	Aaa AA+	3.64 3.44
06051GHF9	Bank of America Corp Callable Note 1X 3/5/2023 3.55% Due 3/5/2024	3,250,000.00	Various 3.38%	3,273,420.00 3,273,420.00	102.19 2.93%	3,321,318.00 27,561.81	1.05% 47,898.00	A2 A-	3.76 3.48
24422ETG4	John Deere Capital Corp Note 2.8% Due 3/6/2023	1,500,000.00	Various 3.52%	1,454,530.00 1,454,530.00	100.85 2.56%	1,512,723.00 9,916.67	0.48% 58,193.00	A2 A	3.77 3.53
166764AH3	Chevron Corp Callable Note Cont 3/24/2023 3.191% Due 6/24/2023	3,000,000.00	Various 3.33%	2,982,300.00 2,982,300.00	102.72 2.44%	3,081,480.00 41,748.92	0.98% 99,180.00	Aa2 AA	3.82 3.54
037833AK6	Apple Inc Note 2.4% Due 5/3/2023	2,215,000.00	11/28/2018 3.54%	2,112,644.85 2,112,644.85	99.80 2.45%	2,210,488.05 4,134.67	0.69% 97,843.20	Aa1 AA+	3.93 3.71
404280BA6	HSBC Holdings PLC Note 3.6% Due 5/25/2023	1,200,000.00	05/15/2019 2.97%	1,228,680.00 1,228,680.00	102.38 2.96%	1,228,609.20 720.00	0.39% (70.80)	A2 A	3.99 3.69
931142EK5	Wal-Mart Stores Callable Note Cont 5/26/2023 3.4% Due 6/26/2023	2,000,000.00	05/08/2019 2.67%	2,056,900.00 2,056,900.00	103.89 2.37%	2,077,706.00 29,277.78	0.66% 20,806.00	Aa2 AA	3.99 3.67
097023BQ7	Boeing Co Callable Note Cont 4/15/2023 1.875% Due 6/15/2023	2,020,000.00	02/13/2019 2.98%	1,930,251.40 1,930,251.40	96.86 2.70%	1,956,628.56 17,464.58	0.62% 26,377.16	A2 A	4.04 3.82
3137EAEN5	FHLMC Note 2.75% Due 6/19/2023	4,550,000.00	Various 2.86%	4,527,967.50 4,527,967.50	102.92 2.00%	4,682,832.70 56,306.25	1.49% 154,865.20	Aaa AA+	4.05 3.78
02665WCJ8	American Honda Finance Note 3.45% Due 7/14/2023	930,000.00	07/11/2018 3.49%	928,391.10 928,391.10	103.80 2.47%	965,305.59 12,210.13	0.31% 36,914.49	A2 A	4.12 3.79

## City of Corona Consolidated

## Holdings by Maturity



Account #10003

As of May 31, 2019

CUSIP	Security Description	Par Value/Units	Purchase Date Book Yield	Cost Value Book Value	Mkt Price Mkt YTM	Market Value Accrued Int.	% of Port. Gain/Loss	Moody S&P	Term (yrs) Duration
3137B5JM6	FHLMC K034 A2 3.531% Due 7/25/2023	3,850,000.00	08/28/2018 3.03%	3,931,662.11 3,931,662.11	104.68 2.27%	4,030,260.85 11,328.63	1.27% 98,598.74	NR NR	4.13 3.75
89114QC48	Toronto Dominion Bank Note 3.5% Due 7/19/2023	1,910,000.00	07/27/2018 3.56%	1,904,461.00 1,904,461.00	103.86 2.51%	1,983,666.79 24,511.67	0.63% 79,205.79	Aa1 AA-	4.14 3.80
69371RP59	Paccar Financial Corp Note 3.4% Due 8/9/2023	2,300,000.00	08/06/2018 3.41%	2,299,057.00 2,299,057.00	102.99 2.64%	2,368,733.20 24,328.89	0.75% 69,676.20	A1 A+	4.19 3.85
06406RAJ6	Bank of NY Mellon Corp Note 3.45% Due 8/11/2023	3,254,000.00	05/16/2019 2.79%	3,339,580.20 3,339,580.20	103.10 2.66%	3,354,727.57 34,302.58	1.06% 15,147.37	A1 A	4.20 3.86
02665WCQ2	American Honda Finance Note 3.625% Due 10/10/2023	2,260,000.00	10/03/2018 3.64%	2,258,146.80 2,258,146.80	104.34 2.56%	2,358,156.32 11,606.04	0.74% 100,009.52	A2 A	4.36 4.01
3137B7MZ9	FHLMC K036 A2 3.527% Due 10/25/2023	3,750,000.00	Various 2.97%	3,837,910.16 3,837,910.16	104.97 2.25%	3,936,547.50 2,204.38	1.24% 98,637.34	Aaa NR	4.41 3.39
912828T91	US Treasury Note 1.625% Due 10/31/2023	5,000,000.00	05/29/2019 2.05%	4,909,960.94 4,909,960.94	98.67 1.94%	4,933,400.00 7,065.22	1.55% 23,439.06	Aaa AA+	4.42 4.23
3130A0F70	FHLB Note 3.375% Due 12/8/2023	3,500,000.00	01/16/2019 2.73%	3,602,165.00 3,602,165.00	106.00 1.98%	3,709,965.00 56,765.63	1.18% 107,800.00	Aaa AA+	4.53 4.14
912828B66	US Treasury Note 2.75% Due 2/15/2024	5,000,000.00	Various 2.21%	5,121,796.88 5,121,796.88	103.63 1.94%	5,181,250.00 40,262.43	1.64% 59,453.12	Aaa AA+	4.72 4.38
3137BYPQ7	FHLMC K726 A2 2.905% Due 4/25/2024	4,000,000.00	04/22/2019 2.72%	4,028,593.75 4,028,593.75	102.45 2.32%	4,098,003.84 9,683.33	1.29% 69,410.09	NR AAA	4.72 4.36
3130A0XE5	FHLB Note 3.25% Due 3/8/2024	1,000,000.00	03/28/2019 2.27%	1,045,410.00 1,045,410.00	105.58 2.02%	1,055,807.00 7,493.06	0.33% 10,397.00	Aaa AA+	4.78 4.39
3130AB3H7	FHLB Note 2.375% Due 3/8/2024	4,000,000.00	04/29/2019 2.37%	4,000,280.00 4,000,280.00	101.49 2.04%	4,059,768.00 21,902.78	1.28% 59,488.00	Aaa AA+	4.78 4.47
89114QCB2	Toronto Dominion Bank Note 3.25% Due 3/11/2024	1,270,000.00	03/26/2019 2.97%	1,286,078.20 1,286,078.20	102.65 2.66%	1,303,602.93 9,172.22	0.41% 17,524.73	Aa3 A	4.78 4.38
<b>TOTAL PORTFOLIO</b>		<b>316,117,867.18</b>	<b>2.27%</b>	<b>315,543,498.10</b>	<b>2.25%</b>	<b>317,189,303.68</b> <b>1,503,359.80</b>	<b>100.00%</b> <b>1,645,805.58</b>	<b>Aa1</b> <b>AA</b>	<b>2.12</b> <b>1.99</b>
<b>TOTAL MARKET VALUE PLUS ACCRUED</b>						<b>318,692,663.48</b>			

## City of Corona Consolidated

Account #10003

## Issuer Report

As of May 31, 2019



Issue Name	Par	Cost	Market Value	MVACC	% Portfolio
Government of United States	\$67,055,000.00	\$66,772,867.08	\$66,899,279.26	\$67,150,107.65	21.07%
Local Agency Investment Fund	\$48,562,348.56	\$48,562,348.56	\$48,562,348.56	\$48,755,125.25	15.30%
Federal National Mortgage Association	\$37,625,000.00	\$37,395,912.30	\$37,419,695.15	\$37,580,729.52	11.79%
Federal Home Loan Mortgage Corp	\$34,985,000.00	\$35,294,583.47	\$35,583,952.97	\$35,701,926.19	11.20%
Federal Home Loan Bank	\$19,820,000.00	\$19,952,392.20	\$20,110,265.26	\$20,254,640.49	6.36%
Inter-American Dev Bank	\$7,600,000.00	\$7,521,173.00	\$7,587,607.60	\$7,632,485.38	2.39%
Honda ABS	\$4,318,540.40	\$4,283,315.00	\$4,331,527.79	\$4,334,893.79	1.36%
Intl Bank Recon and Development	\$4,000,000.00	\$3,972,680.00	\$3,973,560.00	\$3,989,268.33	1.25%
HSBC Holdings PLC	\$3,900,000.00	\$3,942,477.00	\$3,927,953.10	\$3,955,335.60	1.24%
John Deere ABS	\$3,515,087.80	\$3,514,825.36	\$3,543,893.50	\$3,548,344.02	1.11%
Deere & Company	\$3,350,000.00	\$3,349,540.50	\$3,374,257.75	\$3,396,692.75	1.07%
Bank of New York	\$3,254,000.00	\$3,339,580.20	\$3,354,727.57	\$3,389,030.15	1.06%
Bank of America Corp	\$3,250,000.00	\$3,273,420.00	\$3,321,318.00	\$3,348,879.81	1.05%
Honda Motor Corporation	\$3,190,000.00	\$3,186,537.90	\$3,323,461.91	\$3,347,278.08	1.05%
Toronto Dominion Holdings	\$3,180,000.00	\$3,190,539.20	\$3,287,269.72	\$3,320,953.61	1.04%
JP Morgan Chase & Co	\$3,250,000.00	\$3,228,657.50	\$3,271,242.00	\$3,307,731.56	1.04%
Oracle Corp	\$3,325,000.00	\$3,255,728.25	\$3,282,752.55	\$3,296,089.49	1.03%
Toyota Motor Corp	\$3,100,000.00	\$3,038,938.00	\$3,109,575.90	\$3,140,920.34	0.99%
ChevronTexaco Corp	\$3,000,000.00	\$2,982,300.00	\$3,081,480.00	\$3,123,228.92	0.98%
PNC Financial Services Group	\$3,050,000.00	\$3,049,725.50	\$3,056,176.25	\$3,081,707.29	0.97%
General Dynamics Corp	\$2,970,000.00	\$2,949,150.50	\$3,006,810.18	\$3,011,760.18	0.95%
IBM Corp	\$2,955,000.00	\$2,905,001.40	\$2,914,534.23	\$2,929,522.65	0.92%
Microsoft	\$2,910,000.00	\$2,906,946.45	\$2,879,867.06	\$2,890,599.45	0.91%
Occidental Petroleum Corporation	\$2,840,000.00	\$2,824,314.10	\$2,816,104.24	\$2,825,539.35	0.89%
Exxon Mobil Corp	\$2,700,000.00	\$2,730,414.55	\$2,697,983.11	\$2,712,981.62	0.85%
Wells Fargo Corp	\$2,575,000.00	\$2,572,198.40	\$2,569,219.13	\$2,587,827.08	0.81%
Chubb Corporation	\$2,545,000.00	\$2,556,986.95	\$2,543,284.67	\$2,547,837.39	0.80%
Berkshire Hathaway	\$2,500,000.00	\$2,425,225.00	\$2,523,072.50	\$2,537,586.39	0.80%
Federated Govt Obligation Money Market Fund	\$2,432,301.63	\$2,432,301.63	\$2,432,301.63	\$2,432,301.63	0.76%
Royal Bank of Canada	\$2,400,000.00	\$2,409,096.00	\$2,406,957.60	\$2,428,957.60	0.76%

## City of Corona Consolidated

Account #10003

## Issuer Report

As of May 31, 2019



Issue Name	Par	Cost	Market Value	MVACC	% Portfolio
International Finance Corp	\$2,385,000.00	\$2,380,375.10	\$2,388,796.68	\$2,404,618.14	0.75%
Qualcomm Inc	\$2,400,000.00	\$2,373,420.00	\$2,392,384.80	\$2,394,034.80	0.75%
Paccar Financial	\$2,300,000.00	\$2,299,057.00	\$2,368,733.20	\$2,393,062.09	0.75%
American Express ABS	\$2,350,000.00	\$2,313,464.83	\$2,341,142.80	\$2,343,158.58	0.74%
Apple Inc	\$2,215,000.00	\$2,112,644.85	\$2,210,488.05	\$2,214,622.72	0.69%
Wal-Mart Stores	\$2,000,000.00	\$2,056,900.00	\$2,077,706.00	\$2,106,983.78	0.66%
State Street Bank	\$2,075,000.00	\$2,067,408.60	\$2,058,978.93	\$2,060,327.68	0.65%
Boeing Company	\$2,020,000.00	\$1,930,251.40	\$1,956,628.56	\$1,974,093.14	0.62%
Costco Wholesale Corporation	\$1,630,000.00	\$1,628,288.50	\$1,622,350.41	\$1,630,749.44	0.51%
Toyota ABS	\$1,551,662.21	\$1,551,537.30	\$1,549,965.57	\$1,551,329.83	0.49%
US Bancorp	\$1,250,000.00	\$1,247,850.00	\$1,255,947.50	\$1,267,523.02	0.40%
JP Morgan ABS	\$1,150,000.00	\$1,136,568.36	\$1,148,387.70	\$1,149,036.81	0.36%
Home Depot	\$1,140,000.00	\$1,139,338.80	\$1,132,071.30	\$1,142,103.30	0.36%
Charles Schwab Corp/The	\$750,000.00	\$748,027.50	\$752,217.75	\$759,174.00	0.24%
Nissan ABS	\$743,926.58	\$739,189.86	\$741,025.24	\$741,564.59	0.23%
<b>TOTAL</b>	<b>\$316,117,867.18</b>	<b>\$315,543,498.10</b>	<b>\$317,189,303.68</b>	<b>\$318,692,663.48</b>	<b>100.00%</b>



Chandler Asset Management, Inc. ("Chandler") is an SEC registered investment adviser. For additional information about our firm, please see our current disclosures (Form ADV). To obtain a copy of our current disclosures, you may contact your client service representative by calling the number on the front of this statement or you may visit our website at [www.chandlerasset.com](http://www.chandlerasset.com).

Information contained in this monthly statement is confidential and is provided for informational purposes only and should not be construed as specific investment or legal advice. The information contained herein was obtained from sources believed to be reliable as of the date of this statement, but may become outdated or superseded at any time without notice.

**Custody:** Your qualified custodian bank maintains control of all assets reflected in this statement and we urge you to compare this statement to the one you receive from your qualified custodian. Chandler does not have any authority to withdraw or deposit funds from/to the custodian account.

**Valuation:** Prices are provided by IDC, an independent pricing source. In the event IDC does not provide a price or if the price provided is not reflective of fair market value, Chandler will obtain pricing from an alternative approved third party pricing source in accordance with our written valuation policy and procedures. Our valuation procedures are also disclosed in Item 5 of our Form ADV Part 2A.

**Performance:** Performance results are presented gross-of-advisory fees and represent the client's Total Return. The deduction of advisory fees lowers performance results. These results include the reinvestment of dividends and other earnings. Past performance may not be indicative of future results. Therefore, clients should not assume that future performance of any specific investment or investment strategy will be profitable or equal to past performance levels. All investment strategies have the potential for profit or loss. Economic factors, market conditions or changes in investment strategies, contributions or withdrawals may materially alter the performance and results of your portfolio.

Source ice Data Indices, LLC ("ICE"), used with permission. ICE PERMITS USE OF THE ICE INDICES AND RELATED DATA ON AN "AS IS" BASIS; ICE, ITS AFFILIATES AND THEIR RESPECTIVE THIRD PARTY SUPPLIERS DISCLAIM ANY AND ALL WARRANTIES AND REPRESENTATIONS, EXPRESS AND/OR IMPLIED, INCLUDING ANY WARRANTIES OF MERCHANTABILITY OR FITNESS FOR A PARTICULAR PURPOSE OR USE, INCLUDING THE INDICES, INDEX DATA AND ANY DATA INCLUDED IN, RELATED TO, OR DERIVED THEREFROM. NEITHER ICE DATA, ITS AFFILIATES OR THEIR RESPECTIVE THIRD PARTY PROVIDERS GUARANTEE THE QUALITY, ADEQUACY, ACCURACY, TIMELINESS OR COMPLETENESS OF THE INDICES OR THE INDEX DATA OR ANY COMPONENT THEREOF, AND THE INDICES AND INDEX DATA AND ALL COMPONENTS THEREOF ARE PROVIDED ON AN "AS IS" BASIS AND LICENSEE'S USE IS AT LICENSEE'S OWN RISK. ICE DATA, ITS AFFILIATES AND THEIR RESPECTIVE THIRD PARTY DO NOT SPONSOR, ENDORSE, OR RECOMMEND CHANDLER, OR ANY OF ITS PRODUCTS OR SERVICES.

Index returns assume reinvestment of all distributions. Historical performance results for investment indexes generally do not reflect the deduction of transaction and/or custodial charges or the deduction of an investment management fee, the incurrence of which would have the effect of decreasing historical performance results. It is not possible to invest directly in an index.

**Ratings:** Ratings information have been provided by Moody's, S&P and Fitch through data feeds we believe to be reliable as of the date of this statement, however we cannot guarantee its accuracy.

Security level ratings for U.S. Agency issued mortgage-backed securities ("MBS") reflect the issuer rating because the securities themselves are not rated. The issuing U.S. Agency guarantees the full and timely payment of both principal and interest and carries a AA+/Aaa/AAA by S&P, Moody's and Fitch respectively.



Benchmark Index	Disclosure
ICE BAML 1-5 Yr US Treasury/Agency Index	The ICE BAML 1-5 Year US Treasury & Agency Index tracks the performance of US dollar denominated US Treasury and nonsubordinated US agency debt issued in the US domestic market. Qualifying securities must have an investment grade rating (based on an average of Moody's, S&P and Fitch). Qualifying securities must have at least one year remaining term to final maturity and less than five years remaining term to final maturity, at least 18 months to maturity at time of issuance, a fixed coupon schedule and a minimum amount outstanding of \$1 billion for sovereigns and \$250 million for agencies. (Index: GVA0. Please visit <a href="http://www.mlindex.ml.com">www.mlindex.ml.com</a> for more information)

## Portfolio Performance

*May 31, 2019*

Date	City of Corona	City of Corona Internal Account	City of Corona Consolidated Account
7/31/2006			
8/31/2006	0.744%	0.530%	0.633%
9/30/2006	0.559%	0.506%	0.533%
10/31/2006	0.585%	0.445%	0.517%
10/31/2006	0.585%	0.445%	0.517%
11/30/2006	0.655%	0.488%	0.573%
12/31/2006	-0.102%	0.203%	0.044%
1/31/2007	0.159%	0.350%	0.250%
2/28/2007	1.021%	0.604%	0.798%
3/31/2007	0.334%	0.407%	0.372%
4/30/2007	0.403%	0.415%	0.409%
5/31/2007	-0.330%	0.247%	-0.031%
6/30/2007	0.360%	0.413%	0.390%
7/31/2007	0.984%	0.429%	0.672%
8/31/2007	0.940%	0.464%	0.809%
9/30/2007	0.824%	0.415%	0.728%
10/31/2007	0.451%	0.410%	0.443%
11/30/2007	1.608%	0.401%	1.392%
12/31/2007	0.414%	0.404%	0.413%
1/31/2008	1.952%	0.388%	1.600%
2/29/2008	0.908%	0.329%	0.730%
3/31/2008	0.102%	0.321%	0.164%
4/30/2008	-0.683%	0.278%	-0.482%
5/31/2008	-0.519%	0.263%	-0.340%
6/30/2008	0.310%	0.237%	0.288%
7/31/2008	0.468%	0.237%	0.406%
8/31/2008	0.494%	0.232%	0.431%
9/30/2008	-0.920%	0.227%	-0.704%
10/31/2008	0.620%	0.231%	0.549%

Date	City of Corona	City of Corona Internal Account	City of Corona Consolidated Account
11/30/2008	2.483%	0.208%	2.067%
12/31/2008	2.145%	0.206%	1.875%
1/31/2009	-0.248%	0.175%	-0.192%
2/28/2009	0.166%	0.141%	0.160%
3/31/2009	0.639%	0.153%	0.555%
4/30/2009	0.500%	0.132%	0.454%
5/31/2009	0.334%	0.134%	0.307%
6/30/2009	-0.121%	0.114%	-0.067%
7/31/2009	0.518%	0.089%	0.428%
8/31/2009	0.662%	0.074%	0.544%
9/30/2009	0.353%	0.062%	0.301%
10/31/2009	0.444%	0.054%	0.386%
11/30/2009	0.866%	0.050%	0.775%
12/31/2009	-1.061%	0.049%	-0.960%
1/31/2010	0.957%	0.048%	0.855%
2/28/2010	0.398%	0.041%	0.322%
3/31/2010	-0.270%	0.046%	-0.218%
4/30/2010	0.514%	0.048%	0.446%
5/31/2010	0.464%	0.047%	0.419%
6/30/2010	0.895%	0.042%	0.743%
7/31/2010	0.670%	0.049%	0.548%
8/31/2010	0.389%	0.043%	0.329%
9/30/2010	0.322%	0.041%	0.285%
10/31/2010	0.490%	0.041%	0.444%
11/30/2010	-0.447%	0.037%	-0.400%
12/31/2010	-0.424%	0.038%	-0.381%
1/31/2011	0.246%	0.038%	0.227%
2/28/2011	-0.060%	0.034%	-0.044%
3/31/2011	0.030%	0.037%	0.031%
4/30/2011	0.678%	0.050%	0.599%
5/31/2011	0.519%	0.036%	0.459%
6/30/2011	-0.059%	0.032%	-0.040%



Date	City of Corona	City of Corona Internal Account	City of Corona Consolidated Account
7/31/2011	0.658%	0.046%	0.536%
8/31/2011	0.423%	0.031%	0.354%
9/30/2011	-0.178%	0.031%	-0.143%
10/31/2011	0.293%	0.035%	0.254%
11/30/2011	-0.053%	0.031%	-0.038%
12/31/2011	0.307%	0.030%	0.264%
1/31/2012	0.542%	0.035%	0.466%
2/29/2012	-0.011%	0.030%	-0.002%
3/31/2012	-0.125%	0.032%	-0.095%
4/30/2012	0.449%	0.029%	0.372%
5/31/2012	0.072%	0.031%	0.064%
6/30/2012	0.107%	0.030%	0.089%
7/31/2012	0.431%	0.029%	0.332%
8/31/2012	0.181%	0.030%	0.151%
9/30/2012	0.046%	0.028%	0.042%
10/31/2012	-0.035%	0.028%	-0.024%
11/30/2012	0.243%	0.026%	0.210%
12/31/2012	-0.043%	0.028%	-0.034%
1/31/2013	-0.100%	0.023%	-0.084%
2/28/2013	0.218%	0.022%	0.185%
3/31/2013	0.056%	0.024%	0.052%
4/30/2013	0.225%	0.020%	0.213%
5/31/2013	-0.474%	0.022%	-0.442%
6/30/2013	-0.505%	0.020%	-0.424%
7/31/2013	0.280%	0.022%	0.240%
8/31/2013	-0.238%	0.023%	-0.200%
9/30/2013	0.493%	0.021%	0.438%
10/31/2013	0.339%	0.021%	0.305%
11/30/2013	0.150%	0.022%	0.137%
12/31/2013	-0.423%	0.025%	-0.379%
1/31/2014	0.483%	0.018%	0.434%
2/28/2014	0.175%	0.018%	0.148%

Date	City of Corona	City of Corona Internal Account	City of Corona Consolidated Account
3/31/2014	-0.271%	0.020%	-0.228%
4/30/2014	0.274%	0.017%	0.239%
5/31/2014	0.380%	0.020%	0.338%
6/30/2014	-0.058%	0.019%	-0.047%
7/31/2014	-0.200%	0.019%	-0.157%
8/31/2014	0.289%	0.021%	0.242%
9/30/2014	-0.151%	0.020%	-0.124%
10/31/2014	0.392%	0.020%	0.333%
11/30/2014	0.320%	0.021%	0.273%
12/31/2014	-0.210%	0.023%	-0.175%
1/31/2015	0.961%	0.023%	0.800%
2/28/2015	-0.419%	0.020%	-0.297%
3/31/2015	0.404%	0.024%	0.325%
4/30/2015	0.035%	0.021%	0.032%
5/31/2015	0.082%	0.025%	0.071%
6/30/2015	-0.143%	0.024%	-0.105%
7/31/2015	0.166%	0.026%	0.131%
8/31/2015	-0.009%	0.028%	0.000%
9/30/2015	0.490%	0.027%	0.401%
10/31/2015	-0.089%	0.027%	-0.069%
11/30/2015	-0.240%	0.030%	-0.201%
12/31/2015	-0.085%	0.034%	-0.070%
1/31/2016	0.917%	0.034%	0.836%
2/29/2016	0.206%	0.036%	0.180%
3/31/2016	0.383%	0.043%	0.333%
4/30/2016	0.044%	0.041%	0.043%
5/31/2016	-0.121%	0.073%	-0.097%
6/30/2016	0.796%	0.048%	0.683%
7/31/2016	0.045%	0.020%	0.040%
8/31/2016	-0.215%	0.052%	-0.185%
9/30/2016	0.105%	0.053%	0.099%
10/31/2016	-0.128%	0.054%	-0.099%

Date	City of Corona	City of Corona Internal Account	City of Corona Consolidated Account
11/30/2016	-0.814%	0.055%	-0.696%
12/31/2016	0.063%	0.074%	0.064%
1/31/2017	0.177%	0.065%	0.163%
2/28/2017	0.203%	0.059%	0.175%
3/31/2017	0.092%	0.062%	0.086%
4/30/2017	0.330%	0.071%	0.282%
5/31/2017	0.236%	0.079%	0.205%
6/30/2017	-0.062%	0.081%	-0.036%
7/31/2017	0.305%	0.086%	0.259%
8/31/2017	0.304%	0.092%	0.269%
9/30/2017	-0.233%	0.092%	-0.181%
10/31/2017	-0.032%	0.094%	-0.007%
11/30/2017	-0.269%	0.096%	-0.213%
12/31/2017	0.026%	0.105%	0.036%
1/31/2018	-0.471%	0.123%	-0.382%
2/28/2018	-0.167%	0.108%	-0.108%
3/31/2018	0.219%	0.129%	0.201%
4/30/2018	-0.200%	0.154%	-0.132%
5/31/2018	0.467%	0.151%	0.405%
6/30/2018	-0.007%	0.151%	0.030%
7/31/2018	-0.005%	0.218%	0.043%
8/31/2018	0.458%	0.169%	0.419%
9/30/2018	-0.167%	0.168%	-0.123%
10/31/2018	0.039%	0.232%	0.062%
11/30/2018	0.384%	0.180%	0.357%
12/31/2018	0.968%	0.196%	0.882%
1/31/2019	0.514%	0.241%	0.477%
2/28/2019	0.166%	0.185%	0.169%
3/31/2019	0.774%	0.206%	0.670%
4/30/2019	0.192%	0.233%	0.200%
5/31/2019	0.822%	0.208%	0.704%

## City of Corona Consolidated

Account #10003

## Corona Supplemental

As of May 31, 2019



Investments	Par Value	Market Value	Book Value	% of Portfolio	Term	Days to Maturity	YTM
ABS	\$13,629,216.99	\$13,655,942.60	\$13,538,900.71	4.29%			
Agency	\$74,220,000.00	\$74,315,150.39	\$74,038,543.12	23.46%	1,559	1,011	3.761
CMO	\$18,210,000.00	\$18,798,762.99	\$18,604,344.85	5.90%			
Foreign Corporate	\$4,380,000.00	\$4,515,878.92	\$4,419,219.20	1.40%			
LAIF	\$48,562,348.56	\$48,562,348.56	\$48,562,348.56	15.39%	1	1	0.680
Money Market Fund FI	\$2,432,301.63	\$2,432,301.63	\$2,432,301.63	0.77%	1	1	0.150
Supranational	\$13,985,000.00	\$13,949,964.28	\$13,874,228.10	4.40%			
US Corporate	\$73,644,000.00	\$74,059,675.05	\$73,300,744.85	23.23%	1,237	789	4.090
US Treasury	\$67,055,000.00	\$66,899,279.26	\$66,772,867.08	21.16%	1,699	864	4.337
<b>TOTAL PORTFOLIO</b>	<b>\$316,117,867.18</b>	<b>\$317,189,303.68</b>	<b>\$315,543,498.10</b>	<b>100.00%</b>	<b>1328</b>	<b>804</b>	<b>2.272</b>
<b>AVERAGE DAILY BALANCE</b>			<b>\$319,918,315.00</b>				