




City of Corona Investment Portfolio Report Month Ending October 31, 2019

In accordance with the City Investment Policy, a monthly investment report shall be filed with the City Council which provides a clear picture of the status of the current investments. The report for the month ending October 31, 2019 has been prepared by Chandler Asset Management. We hereby certify that this report accurately reflects all pooled investments and is in compliance with the City's Investment Policy. Combined with anticipated revenues, the portfolio contains sufficient investment liquidity to meet budgeted expenditures for the next six months.


SUBMITTED BY:

DocuSigned by:

 Chad T. Willardson
 City Treasurer

DocuSigned by:

 Kerry D. Eden
 Assistant City Manager/
 Administrative Services Director

REVIEWED BY:

DocuSigned by:

 Jennifer Schaefer
 Finance Manager

Beginning balance September 30, 2019		\$ 307,667,650
Acquisitions / Additions:		
Agency Notes	\$ 2,076,443	
US Corporate Notes	12,011,223	
LAIF	17,608,827	
Money Market Fund	238,292	31,934,785
Dispositions / Withdrawals:		
Agency Notes	\$ 2,496,340	
US Corporate Notes	2,888,885	
LAIF	18,600,000	
Money Market Fund	8,548,470	32,533,695
Gain/(Loss) on Dispositions		9,191
Ending balance, October 31, 2019		\$ 307,077,931

City of Corona Consolidated

Account #10003

Portfolio Summary

As of October 31, 2019



PORTFOLIO CHARACTERISTICS

Average Modified Duration	2.21
Average Coupon	2.26%
Average Purchase YTM	2.20%
Average Market YTM	1.77%
Average S&P/Moody Rating	AA/Aa1
Average Final Maturity	2.50 yrs
Average Life	2.32 yrs

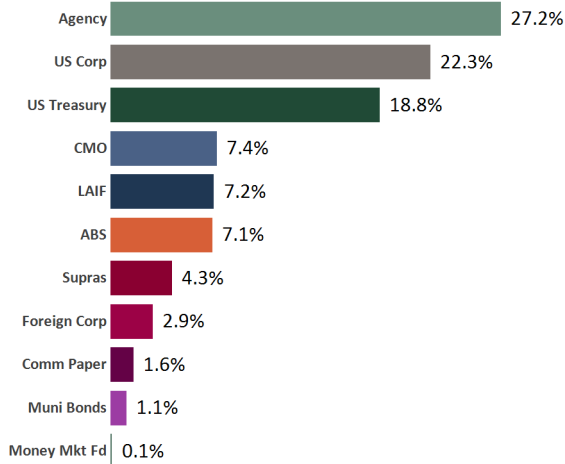
ACCOUNT SUMMARY

	Beg. Values as of 9/30/19	End Values as of 10/31/19
Market Value	311,558,385	311,382,457
Accrued Interest	1,401,814	1,382,902
Total Market Value	312,960,199	312,765,358
Income Earned	577,958	582,178
Cont/WD		-1,200,000
Par	307,261,664	306,577,983
Book Value	307,667,650	307,077,931
Cost Value	307,667,650	307,077,931

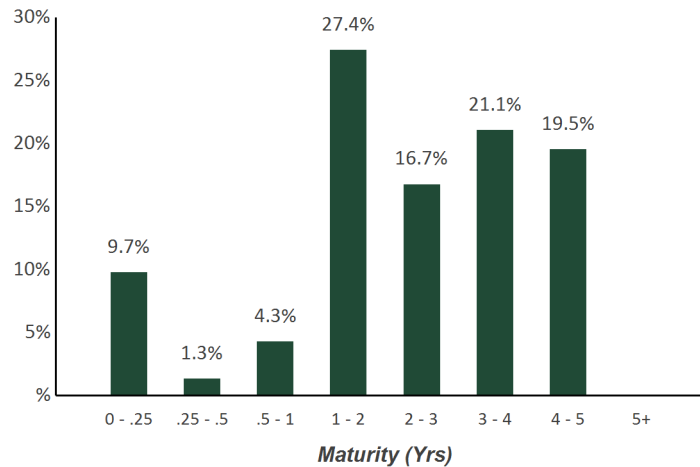
TOP ISSUERS

Government of United States	18.8%
Federal National Mortgage Assoc	12.8%
Federal Home Loan Mortgage Corp	12.0%
Federal Home Loan Bank	9.8%
Local Agency Investment Fund	7.2%
Inter-American Dev Bank	2.5%
John Deere ABS	2.2%
Honda ABS	1.8%
Total	67.0%

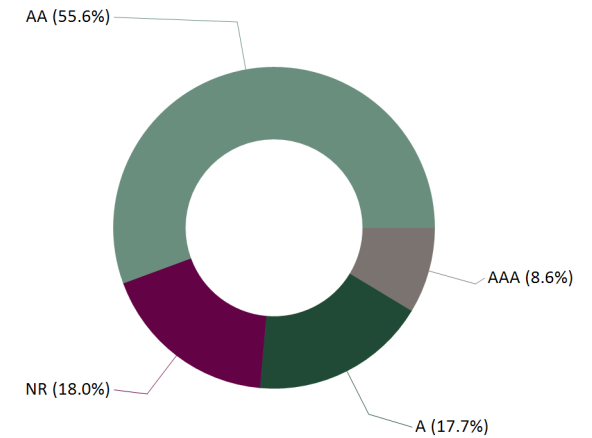
SECTOR ALLOCATION



MATURITY DISTRIBUTION



CREDIT QUALITY (S&P)



Statement of Compliance

As of October 31, 2019



City of Corona Consolidated

This portfolio is a consolidation of assets managed by Chandler Asset Management and assets managed internally by Client. Chandler relies on Client to provide accurate information for reporting assets and producing this compliance statement.

Category	Standard	Comment
U.S. Treasury Issues	No limitations	<i>Complies</i>
Federal Agencies	75% maximum; Federal agency or US government-sponsored enterprise obligations, participations, or other instruments, including those issued or fully guaranteed as to principal or interest by federal agencies or US government-sponsored enterprises.	<i>Complies</i>
Municipal Securities; state/Local Agency Obligations	"A" rated or better by NRSRO; 25% maximum; 5% max per issuer; Bonds issued by the City, including Bonds payable solely out of revenue from a revenue producing property owned, controlled or operated by the City; Bonds, Notes or other evidence of indebtedness of any local agency within California, or state warrants, or Treasury Notes of Bonds of California; Bonds, Notes or other evidence of indebtedness in any of the other 49 states, in addition to California.	<i>Complies</i>
Supranational Securities	"AA" rated or better by a NRSRO; 10% max per issuer; Washington D.C. based issuers: IADB, IBRD, and IFC	<i>Complies</i>
Banker's Acceptances	20% maximum; 5% per issuer; 25% per institution; 180 days max maturity	<i>Complies</i>
Commercial Paper	"A-1/P-1" rated; "A2/A" or higher long term debt issued; 25% maximum; 5% per issuer; 10% max of the issuer's outstanding paper; 270 days max maturity; U.S. domiciled corporations with assets > \$500 million	<i>Complies</i>
Corporate Medium Term Notes	"A" rated or better by NRSRO; 30% maximum; 5% per issuer; U.S. domiciled corporations or U.S. licensed depository	<i>Complies</i>
Negotiable Certificates of Deposit	"A-1/P-1" or better short term debt rating; "A2/A" or better long term debt rating; 20% maximum; 5% per issuer; 3 years max maturity; May not exceed shareholder's equity of issuing bank or net worth of issuing S&L or Fed Assoc.; Issued by a nationally or state chartered bank, a federal association, or a state licensed branch of a foreign owned bank (insured by federal government)	<i>Complies</i>
Money Market Funds	Highest ranking or AAA/Aaa rated by 2 of 3 NRSROs; 10% maximum; 5% max per fund; SEC registered IA with > 5 years experience and AUM > \$ 500 million	<i>Complies</i>
Asset-Backed, Mortgage-Pass Through Securities, Collateralized Mortgage Obligations (Non-Government Issued)	"AA" or rated higher by NRSRO; 15% maximum; 5% max per issuer; Non-Government issued	<i>Complies</i>
Repurchase Agreements	10% maximum; 5% per issuer; 14 days max maturity; 102% collateral; Not used by investment adviser	<i>Complies</i>
Local Agency Investment Fund (LAIF)	Limit set by LAIF; State of California Local Agency Investment Fund (LAIF) or other Local Government Investment Pools established by public entities; Not used by investment adviser	<i>Complies</i>
Prohibited Securities	Reverse Repurchase Agreements, Zero coupon bonds, Futures and Option Contracts	<i>Complies</i>
Max Per Issuer	5% (except US government and its agencies and instrumentalities)	<i>Complies</i>
Maximum maturity	5 years	<i>Complies</i>

City of Corona Consolidated

Account #10003

Holdings Report

As of October 31, 2019



CUSIP	Security Description	Par Value/Units	Purchase Date Book Yield	Cost Value Book Value	Mkt Price Mkt YTM	Market Value Accrued Int.	% of Port. Gain/Loss	Moody/S&P Fitch	Maturity Duration
ABS									
89238BAB8	Toyota Auto Receivables Trust 2018-A A2A 2.1% Due 10/15/2020	203,145.23	01/23/2018 2.12%	203,124.47 203,124.47	100.00 3.18%	203,144.11 189.60	0.07% 19.64	Aaa / AAA NR	0.96 0.03
654747AD6	Nissan Auto Receivables Trust 2017-A A3 1.74% Due 8/16/2021	465,390.81	12/27/2017 2.10%	462,427.59 462,427.59	99.92 1.97%	465,003.56 337.41	0.15% 2,575.97	Aaa / NR AAA	1.79 0.37
43811BAC8	Honda Auto Receivables Trust 2017-2 A3 1.68% Due 8/16/2021	1,470,335.71	04/27/2018 2.62%	1,447,476.58 1,447,476.58	99.91 1.89%	1,468,985.85 1,097.85	0.47% 21,509.27	Aaa / AAA NR	1.79 0.46
47788BAD6	John Deere Owner Trust 2017-B A3 1.82% Due 10/15/2021	263,174.72	07/11/2017 1.83%	263,155.46 263,155.46	99.91 2.06%	262,927.30 212.88	0.08% (228.16)	Aaa / NR AAA	1.96 0.40
47788CAC6	John Deere Owner Trust 2018-A A3 2.66% Due 4/18/2022	765,000.00	02/21/2018 2.68%	764,945.00 764,945.00	100.43 1.96%	768,258.90 904.40	0.25% 3,313.90	Aaa / NR AAA	2.47 0.60
43815HAC1	Honda Auto Receivables Trust 2018-3 A3 2.95% Due 8/22/2022	2,025,000.00	08/21/2018 2.98%	2,024,722.17 2,024,722.17	101.21 1.86%	2,049,601.73 1,659.38	0.66% 24,879.56	Aaa / NR AAA	2.81 1.10
02587AAJ3	American Express Credit Trust 2017-1 A 1.93% Due 9/15/2022	2,350,000.00	06/21/2018 2.92%	2,313,464.83 2,313,464.83	99.99 1.97%	2,349,769.68 2,015.78	0.75% 36,304.85	Aaa / NR AAA	2.88 0.27
89238TAD5	Toyota Auto Receivables Trust 2018-B A3 2.96% Due 9/15/2022	3,000,000.00	07/25/2019 1.48%	3,031,757.81 3,031,757.81	101.21 1.85%	3,036,399.00 3,946.67	0.97% 4,641.19	Aaa / AAA NR	2.88 1.07
47788EAC2	John Deere Owner Trust 2018-B A3 3.08% Due 11/15/2022	2,360,000.00	07/18/2018 3.10%	2,359,821.11 2,359,821.11	101.25 1.95%	2,389,518.88 3,230.58	0.77% 29,697.77	Aaa / NR AAA	3.04 1.08
47789JAD8	John Deere Owner Trust 2019-A A3 2.91% Due 7/17/2023	2,500,000.00	08/27/2019 1.87%	2,552,050.78 2,552,050.78	101.80 1.86%	2,544,955.00 3,233.33	0.81% (7,095.78)	Aaa / NR AAA	3.71 1.68
43815NAC8	Honda Auto Receivables Trust 2019-3 A3 1.78% Due 8/15/2023	2,030,000.00	08/20/2019 1.79%	2,029,983.15 2,029,983.15	99.89 1.84%	2,027,702.04 1,605.96	0.65% (2,281.11)	Aaa / AAA NR	3.79 2.31
477870AC3	John Deere Owner Trust 2019-B A3 2.21% Due 12/15/2023	1,010,000.00	07/16/2019 2.23%	1,009,785.58 1,009,785.58	100.64 1.90%	1,016,428.65 992.04	0.33% 6,643.07	Aaa / NR AAA	4.13 1.99
92348AAA3	Verizon Owner Trust 2019-C A1A 1.94% Due 4/22/2024	1,390,000.00	10/01/2019 1.95%	1,389,892.83 1,389,892.83	100.03 1.93%	1,390,472.60 1,722.83	0.45% 579.77	NR / AAA AAA	4.48 2.36

City of Corona Consolidated

Account #10003

Holdings Report

As of October 31, 2019



CUSIP	Security Description	Par Value/Units	Purchase Date Book Yield	Cost Value Book Value	Mkt Price Mkt YTM	Market Value Accrued Int.	% of Port. Gain/Loss	Moody/S&P Fitch	Maturity Duration
ABS									
65479JAD5	Nissan Auto Receivables Owner 2019-C A3 1.93% Due 7/15/2024	2,170,000.00	10/16/2019 1.94%	2,169,885.42 2,169,885.42	100.25 1.83%	2,175,359.90 930.69	0.70% 5,474.48	Aaa / AAA NR	4.71 2.36
Total ABS		22,002,046.47	2.27%	22,022,492.78	1.90%	22,148,527.20 22,079.40	7.09% 126,034.42	Aaa / AAA AAA	3.27 1.33
AGENCY									
3137EAEF2	FHLMC Note 1.375% Due 4/20/2020	2,500,000.00	05/18/2017 1.52%	2,489,700.00 2,489,700.00	99.89 1.61%	2,497,212.50 1,050.35	0.80% 7,512.50	Aaa / AA+ AAA	0.47 0.47
3135G0D75	FNMA Note 1.5% Due 6/22/2020	4,000,000.00	09/29/2015 1.49%	4,002,160.00 4,002,160.00	99.92 1.63%	3,996,692.00 21,500.00	1.28% (5,468.00)	Aaa / AA+ AAA	0.64 0.63
3137EAEK1	FHLMC Note 1.875% Due 11/17/2020	3,100,000.00	11/21/2017 1.96%	3,091,967.37 3,091,967.37	100.27 1.62%	3,108,277.00 26,479.17	1.00% 16,309.63	Aaa / AA+ AAA	1.05 1.02
3135G0F73	FNMA Note 1.5% Due 11/30/2020	4,100,000.00	12/16/2015 1.90%	4,022,510.00 4,022,510.00	99.90 1.59%	4,095,863.10 25,795.83	1.32% 73,353.10	Aaa / AA+ AAA	1.08 1.06
3130A7CV5	FHLB Note 1.375% Due 2/18/2021	3,420,000.00	02/17/2016 1.46%	3,406,183.20 3,406,183.20	99.70 1.61%	3,409,866.54 9,535.63	1.09% 3,683.34	Aaa / AA+ AAA	1.30 1.28
3135G0J20	FNMA Note 1.375% Due 2/26/2021	4,050,000.00	Various 1.45%	4,034,893.60 4,034,893.60	99.73 1.59%	4,038,866.55 10,054.69	1.29% 3,972.95	Aaa / AA+ AAA	1.33 1.30
3135G0K69	FNMA Note 1.25% Due 5/6/2021	3,300,000.00	06/29/2016 1.18%	3,311,220.00 3,311,220.00	99.52 1.57%	3,284,166.60 20,052.08	1.06% (27,053.40)	Aaa / AA+ AAA	1.52 1.48
313379RB7	FHLB Note 1.875% Due 6/11/2021	2,500,000.00	08/30/2017 1.67%	2,518,850.00 2,518,850.00	100.46 1.58%	2,511,562.50 18,229.17	0.81% (7,287.50)	Aaa / AA+ AAA	1.61 1.57
3130A8QS5	FHLB Note 1.125% Due 7/14/2021	2,900,000.00	10/04/2016 1.33%	2,873,204.00 2,873,204.00	99.30 1.54%	2,879,604.30 9,696.88	0.92% 6,400.30	Aaa / AA+ AAA	1.70 1.67
3137EAEC9	FHLMC Note 1.125% Due 8/12/2021	4,125,000.00	Various 1.30%	4,090,903.75 4,090,903.75	99.20 1.58%	4,092,189.75 10,183.59	1.31% 1,286.00	Aaa / AA+ AAA	1.78 1.75
3135G0N82	FNMA Note 1.25% Due 8/17/2021	4,100,000.00	Various 1.32%	4,086,725.40 4,086,725.40	99.41 1.58%	4,075,773.10 10,534.72	1.31% (10,952.30)	Aaa / AA+ AAA	1.80 1.76

City of Corona Consolidated

Account #10003

Holdings Report

As of October 31, 2019



CUSIP	Security Description	Par Value/Units	Purchase Date Book Yield	Cost Value Book Value	Mkt Price Mkt YTM	Market Value Accrued Int.	% of Port. Gain/Loss	Moody/S&P Fitch	Maturity Duration
AGENCY									
3135G0Q89	FNMA Note 1.375% Due 10/7/2021	3,925,000.00	Various 1.66%	3,873,275.45 3,873,275.45	99.63 1.57%	3,910,654.13 3,597.92	1.25% 37,378.68	Aaa / AA+ AAA	1.94 1.90
3130AF5B9	FHLB Note 3% Due 10/12/2021	2,500,000.00	11/29/2018 2.91%	2,506,300.00 2,506,300.00	102.72 1.57%	2,568,057.50 3,958.33	0.82% 61,757.50	Aaa / AA+ NR	1.95 1.89
3135G0S38	FNMA Note 2% Due 1/5/2022	4,000,000.00	01/11/2017 2.02%	3,996,900.00 3,996,900.00	100.93 1.56%	4,037,208.00 25,777.78	1.30% 40,308.00	Aaa / AA+ AAA	2.18 2.11
3135G0T45	FNMA Note 1.875% Due 4/5/2022	4,650,000.00	06/19/2017 1.88%	4,649,297.85 4,649,297.85	100.73 1.57%	4,684,024.05 6,296.88	1.50% 34,726.20	Aaa / AA+ AAA	2.43 2.36
3135G0T94	FNMA Note 2.375% Due 1/19/2023	5,500,000.00	04/11/2018 2.71%	5,418,930.00 5,418,930.00	102.57 1.55%	5,641,091.50 37,010.42	1.82% 222,161.50	Aaa / AA+ AAA	3.22 3.07
3137EAEN5	FHLMC Note 2.75% Due 6/19/2023	4,550,000.00	Various 2.86%	4,527,967.50 4,527,967.50	104.22 1.55%	4,741,909.90 45,879.16	1.53% 213,942.40	Aaa / AA+ AAA	3.64 3.43
3130A0F70	FHLB Note 3.375% Due 12/8/2023	3,500,000.00	01/16/2019 2.73%	3,602,165.00 3,602,165.00	107.09 1.58%	3,748,111.50 46,921.88	1.21% 145,946.50	Aaa / AA+ AAA	4.11 3.80
3130A0XE5	FHLB Note 3.25% Due 3/8/2024	1,000,000.00	03/28/2019 2.27%	1,045,410.00 1,045,410.00	107.03 1.57%	1,070,306.00 4,784.72	0.34% 24,896.00	Aaa / AA+ NR	4.36 4.06
3130AB3H7	FHLB Note 2.375% Due 3/8/2024	4,000,000.00	04/29/2019 2.37%	4,000,280.00 4,000,280.00	103.41 1.56%	4,136,200.00 13,986.11	1.33% 135,920.00	Aaa / AA+ NR	4.36 4.12
3130A1XJ2	FHLB Note 2.875% Due 6/14/2024	5,500,000.00	Various 1.95%	5,740,000.40 5,740,000.40	105.71 1.59%	5,814,286.51 60,175.35	1.88% 74,286.11	Aaa / AA+ NR	4.62 4.29
3130A2UW4	FHLB Note 2.875% Due 9/13/2024	4,000,000.00	09/13/2019 1.79%	4,206,760.00 4,206,760.00	105.71 1.65%	4,228,496.00 15,333.33	1.36% 21,736.00	Aaa / AA+ AAA	4.87 4.53
3135G0W66	FNMA Note 1.625% Due 10/15/2024	2,080,000.00	10/17/2019 1.66%	2,076,443.20 2,076,443.20	100.05 1.61%	2,081,114.88 1,220.56	0.67% 4,671.68	Aaa / AA+ AAA	4.96 4.74
Total Agency		83,300,000.00	1.90%	83,572,046.72 83,572,046.72	1.58%	84,651,533.91 428,054.55	27.20% 1,079,487.19	Aaa / AA+ AAA	2.53 2.41
CMO									
3137BDDC7	FHLMC K716 A2 3.13% Due 6/25/2021	1,235,000.00	09/12/2017 1.92%	1,285,654.30 1,285,654.30	101.41 2.02%	1,252,352.99 644.26	0.40% (33,301.31)	Aaa / AA+ NR	1.65 1.42
3137BFDQ1	FHLMC K717 A2 2.991% Due 9/25/2021	2,125,000.00	Various 2.61%	2,146,894.53 2,146,894.53	101.47 1.87%	2,156,333.13 5,296.56	0.69% 9,438.60	NR / NR AAA	1.90 1.65

City of Corona Consolidated

Account #10003

Holdings Report

As of October 31, 2019



CUSIP	Security Description	Par Value/Units	Purchase Date Book Yield	Cost Value Book Value	Mkt Price Mkt YTM	Market Value Accrued Int.	% of Port. Gain/Loss	Moody/S&P Fitch	Maturity Duration
CMO									
3137BM6P6	FHLMC K721 A2 3.09% Due 8/25/2022	4,000,000.00	Various 2.22%	4,140,475.70 4,140,475.70	102.17 2.16%	4,086,760.00 10,300.00	1.31% (53,715.70)	Aaa / NR NR	2.82 2.48
3137B5JM6	FHLMC K034 A2 3.531% Due 7/25/2023	3,850,000.00	08/28/2018 3.03%	3,931,662.11 3,931,662.11	105.49 1.90%	4,061,380.40 11,328.63	1.30% 129,718.29	NR / NR AAA	3.73 3.39
3137B4WB8	FHLMC K033 A2 3.06% Due 7/25/2023	3,350,000.00	07/23/2019 1.48%	3,458,875.00 3,458,875.00	103.79 1.92%	3,476,831.00 1,708.50	1.11% 17,956.00	Aaa / NR NR	3.73 3.38
3137B7MZ9	FHLMC K036 A2 3.527% Due 10/25/2023	3,750,000.00	Various 2.97%	3,837,910.16 3,837,910.16	105.62 1.95%	3,960,712.50 2,204.38	1.27% 122,802.34	Aaa / NR AAA	3.99 3.57
3137BYPQ7	FHLMC K726 A2 2.905% Due 4/25/2024	4,000,000.00	04/22/2019 2.72%	4,028,593.75 4,028,593.75	103.14 2.10%	4,125,536.00 9,683.33	1.32% 96,942.25	NR / AAA NR	4.49 4.00
Total CMO		22,310,000.00	2.48%	22,830,065.55	2.00%	23,119,906.02	7.41%	Aaa / AAA	3.47
				22,830,065.55		41,165.66	289,840.47	AAA	3.10
COMMERCIAL PAPER									
62479MZG1	MUFG Bank Ltd/NY Discount CP 1.77% Due 12/16/2019	5,000,000.00	10/31/2019 1.80%	4,988,691.67 4,988,691.67	99.77 1.80%	4,988,691.67 245.83	1.60% 0.00	P-1 / A-1 NR	0.13 0.12
Total Commercial Paper		5,000,000.00	1.80%	4,988,691.67	1.80%	4,988,691.67	1.60%	Aaa / AA	0.13
				4,988,691.67		245.83	0.00	NR	0.12
FOREIGN CORPORATE									
78012KKU0	Royal Bank of Canada Note 2.5% Due 1/19/2021	2,400,000.00	12/11/2017 2.37%	2,409,096.00 2,409,096.00	100.90 1.75%	2,421,583.20 17,000.00	0.78% 12,487.20	Aa2 / AA- AA	1.22 1.19
404280BA6	HSBC Holdings PLC Note 3.6% Due 5/25/2023	1,200,000.00	05/15/2019 2.97%	1,228,680.00 1,228,680.00	104.45 2.29%	1,253,402.40 18,720.00	0.41% 24,722.40	A2 / A AA-	3.57 3.30
89114QC48	Toronto Dominion Bank Note 3.5% Due 7/19/2023	1,910,000.00	07/27/2018 3.56%	1,904,461.00 1,904,461.00	105.58 1.94%	2,016,629.57 18,940.83	0.65% 112,168.57	Aa1 / AA- AA-	3.72 3.46
89114QCB2	Toronto Dominion Bank Note 3.25% Due 3/11/2024	1,270,000.00	03/26/2019 2.97%	1,286,078.20 1,286,078.20	104.89 2.07%	1,332,151.26 5,732.64	0.43% 46,073.06	Aa3 / A AA-	4.36 4.05

City of Corona Consolidated

Account #10003

Holdings Report

As of October 31, 2019



CUSIP	Security Description	Par Value/Units	Purchase Date Book Yield	Cost Value Book Value	Mkt Price Mkt YTM	Market Value Accrued Int.	% of Port. Gain/Loss	Moody/S&P Fitch	Maturity Duration
FOREIGN CORPORATE									
404280BS7	HSBC Holdings PLC Callable Note 1X 5/18/2023 3.95% Due 5/18/2024	2,000,000.00	08/28/2019 2.45%	2,101,680.00 2,101,680.00	104.93 2.43%	2,098,676.00 35,769.44	0.68% (3,004.00)	A2 / A AA-	4.55 3.48
Total Foreign Corporate		8,780,000.00	2.81%	8,929,995.20	2.07%	9,122,442.43 96,162.91	2.95% 192,447.23	Aa3 / A+ AA-	3.32 2.93
LAIF									
90LAIF\$00	Local Agency Investment Fund State Pool	22,496,183.58	Various 2.16%	22,496,183.58 22,496,183.58	1.00 2.16%	22,496,183.58 46,906.39	7.21% 0.00	NR / NR NR	0.00 0.00
Total LAIF		22,496,183.58	2.16%	22,496,183.58	2.16%	22,496,183.58 46,906.39	7.21% 0.00	NR / NR NR	0.00 0.00
MONEY MARKET FUND FI									
60934N807	Federated Investors Govt Oblig Fund Inst.	325,753.40	Various 1.49%	325,753.40 325,753.40	1.00 1.49%	325,753.40 0.00	0.10% 0.00	Aaa / AAA AAA	0.00 0.00
Total Money Market Fund FI		325,753.40	1.49%	325,753.40	1.49%	325,753.40 0.00	0.10% 0.00	Aaa / AAA AAA	0.00 0.00
MUNICIPAL BONDS									
13063DRK6	California St TE-GO 2.4% Due 10/1/2024	3,385,000.00	10/16/2019 1.91%	3,462,753.45 3,462,753.45	101.88 2.00%	3,448,536.45 1,579.67	1.10% (14,217.00)	Aa2 / AA- AA	4.92 4.62
Total Municipal Bonds		3,385,000.00	1.91%	3,462,753.45	2.00%	3,448,536.45 1,579.67	1.10% (14,217.00)	Aa2 / AA- AA	4.92 4.62
SUPRANATIONAL									
459058GA5	Intl. Bank Recon & Development Note 1.625% Due 9/4/2020	4,000,000.00	11/03/2017 1.87%	3,972,680.00 3,972,680.00	99.94 1.70%	3,997,600.00 10,291.67	1.28% 24,920.00	Aaa / AAA AAA	0.85 0.83

City of Corona Consolidated

Account #10003

Holdings Report

As of October 31, 2019



CUSIP	Security Description	Par Value/Units	Purchase Date Book Yield	Cost Value Book Value	Mkt Price Mkt YTM	Market Value Accrued Int.	% of Port. Gain/Loss	Moody/S&P Fitch	Maturity Duration
SUPRANATIONAL									
45950KCM0	International Finance Corp Note 2.25% Due 1/25/2021	1,685,000.00	01/18/2018 2.35%	1,680,046.10 1,680,046.10	100.69 1.68%	1,696,639.98 10,110.00	0.55% 16,593.88	Aaa / AAA NR	1.24 1.21
4581X0CW6	Inter-American Dev Bank Note 2.125% Due 1/18/2022	4,000,000.00	11/03/2017 2.07%	4,008,600.00 4,008,600.00	101.12 1.61%	4,044,656.00 24,319.44	1.30% 36,056.00	Aaa / NR AAA	2.22 2.15
4581X0CZ9	Inter-American Dev Bank Note 1.75% Due 9/14/2022	3,600,000.00	Various 2.30%	3,512,573.00 3,512,573.00	100.49 1.58%	3,617,499.60 8,225.00	1.16% 104,926.60	Aaa / AAA AAA	2.87 2.78
Total Supranational		13,285,000.00	2.11%	13,173,899.10	1.64%	13,356,395.58 52,946.11	4.29% 182,496.48	Aaa / AAA AAA	1.86 1.81
US CORPORATE									
94974BGF1	Wells Fargo Corp Note 2.15% Due 1/30/2020	2,575,000.00	01/26/2015 2.17%	2,572,198.40 2,572,198.40	100.06 1.89%	2,576,619.68 13,994.41	0.83% 4,421.28	A2 / A- A+	0.25 0.25
22160KAG0	Costco Wholesale Corp Note 1.75% Due 2/15/2020	1,630,000.00	02/05/2015 1.77%	1,628,288.50 1,628,288.50	99.93 2.00%	1,628,813.36 6,021.94	0.52% 524.86	Aa3 / A+ NR	0.29 0.29
747525AD5	Qualcomm Inc Note 2.25% Due 5/20/2020	2,400,000.00	06/11/2015 2.49%	2,373,420.00 2,373,420.00	100.08 2.10%	2,401,968.00 24,150.00	0.78% 28,548.00	A2 / A- NR	0.55 0.54
437076BQ4	Home Depot Note 1.8% Due 6/5/2020	1,140,000.00	05/24/2017 1.82%	1,139,338.80 1,139,338.80	99.97 1.85%	1,139,683.08 8,322.00	0.37% 344.28	A2 / A A	0.60 0.58
594918BG8	Microsoft Callable Note Cont. 10/3/2020 2% Due 11/3/2020	1,035,000.00	10/29/2015 2.02%	1,034,172.00 1,034,172.00	100.24 1.73%	1,037,494.35 10,235.00	0.33% 3,322.35	Aaa / AAA AA+	1.01 0.90
00440EAT4	Chubb INA Holdings Inc Callable Note Cont 10/3/2020 2.3% Due 11/3/2020	2,545,000.00	02/06/2017 2.17%	2,556,986.95 2,556,986.95	100.31 1.95%	2,552,881.87 28,942.31	0.83% (4,105.08)	A3 / A A	1.01 0.90
30231GAV4	Exxon Mobil Corp Callable Note Cont 2/1/2021 2.222% Due 3/1/2021	2,700,000.00	Various 1.97%	2,730,414.55 2,730,414.55	100.57 1.79%	2,715,344.11 9,999.00	0.87% (15,070.44)	Aaa / AA+ NR	1.33 1.31
24422ESL4	John Deere Capital Corp Note 2.8% Due 3/4/2021	1,850,000.00	05/24/2017 2.12%	1,895,010.50 1,895,010.50	101.24 1.86%	1,873,028.80 8,201.67	0.60% (21,981.70)	A2 / A A	1.34 1.31
369550BE7	General Dynamics Corp Note 3% Due 5/11/2021	2,970,000.00	Various 3.25%	2,949,150.50 2,949,150.50	101.82 1.79%	3,024,116.37 42,075.00	0.98% 74,965.87	A2 / A+ NR	1.53 1.47
857477AV5	State Street Bank Note 1.95% Due 5/19/2021	2,075,000.00	Various 2.04%	2,067,408.60 2,067,408.60	100.15 1.85%	2,078,193.43 18,208.13	0.67% 10,784.83	A1 / A AA-	1.55 1.51

City of Corona Consolidated

Account #10003

Holdings Report

As of October 31, 2019



CUSIP	Security Description	Par Value/Units	Purchase Date Book Yield	Cost Value Book Value	Mkt Price Mkt YTM	Market Value Accrued Int.	% of Port. Gain/Loss	Moody/S&P Fitch	Maturity Duration
US CORPORATE									
594918BP8	Microsoft Callable Note Cont 7/8/2021 1.55% Due 8/8/2021	1,875,000.00	Various 1.57%	1,872,774.45 1,872,774.45	99.85 1.64%	1,872,101.25 6,700.52	0.60% (673.20)	Aaa / AAA AA+	1.77 1.73
68389XBK0	Oracle Corp Callable Note Cont 8/15/2021 1.9% Due 9/15/2021	3,325,000.00	Various 2.44%	3,255,728.25 3,255,728.25	100.21 1.78%	3,331,876.10 8,072.36	1.07% 76,147.85	A1 / A+ A	1.88 1.75
89236TDP7	Toyota Motor Credit Corp Note 2.6% Due 1/11/2022	3,100,000.00	Various 3.18%	3,038,938.00 3,038,938.00	101.71 1.80%	3,153,137.10 24,627.78	1.02% 114,199.10	Aa3 / AA- A+	2.20 2.11
91159HHP8	US Bancorp Callable Cont 12/23/2021 2.625% Due 1/24/2022	1,250,000.00	01/19/2017 2.66%	1,247,850.00 1,247,850.00	101.61 1.85%	1,270,166.25 8,841.15	0.41% 22,316.25	A1 / A+ AA-	2.24 2.07
69353RFE3	PNC Bank Callable Note Cont 6/28/2022 2.45% Due 7/28/2022	3,050,000.00	07/25/2017 2.45%	3,049,725.50 3,049,725.50	101.36 1.92%	3,091,480.00 19,303.96	0.99% 41,754.50	A2 / A A+	2.74 2.55
44932HAC7	IBM Credit Corp Note 2.2% Due 9/8/2022	2,955,000.00	11/29/2017 2.58%	2,905,001.40 2,905,001.40	100.64 1.97%	2,973,790.85 9,570.92	0.95% 68,789.45	A2 / A NR	2.86 2.75
48128BAB7	JP Morgan Chase & Co Callable Note 1X 1/15/2022 2.972% Due 1/15/2023	3,250,000.00	Various 3.11%	3,228,657.50 3,228,657.50	101.94 2.07%	3,312,929.75 28,440.39	1.07% 84,272.25	A2 / A- AA-	3.21 2.61
808513AT2	Charles Schwab Corp Callable Note Cont 12/25/2022 2.65% Due 1/25/2023	2,250,000.00	Various 2.32%	2,273,392.50 2,273,392.50	102.04 1.98%	2,296,010.25 15,900.00	0.74% 22,617.75	A2 / A A	3.24 3.00
24422ETG4	John Deere Capital Corp Note 2.8% Due 3/6/2023	1,500,000.00	Various 3.52%	1,454,530.00 1,454,530.00	102.89 1.90%	1,543,387.50 6,416.67	0.50% 88,857.50	A2 / A A	3.35 3.18
084670BR8	Berkshire Hathaway Callable Note Cont 1/15/2023 2.75% Due 3/15/2023	2,500,000.00	11/26/2018 3.51%	2,425,225.00 2,425,225.00	103.00 1.78%	2,575,115.00 8,784.72	0.83% 149,890.00	Aa2 / AA A+	3.37 3.06
037833AK6	Apple Inc Note 2.4% Due 5/3/2023	2,215,000.00	11/28/2018 3.54%	2,112,644.85 2,112,644.85	101.79 1.87%	2,254,551.04 26,284.67	0.73% 141,906.19	Aa1 / AA+ NR	3.51 3.31
097023BQ7	Boeing Co Callable Note Cont 4/15/2023 1.875% Due 6/15/2023	2,020,000.00	02/13/2019 2.98%	1,930,251.40 1,930,251.40	99.15 2.12%	2,002,741.12 14,308.33	0.64% 72,489.72	A2 / A A	3.62 3.46
166764AH3	Chevron Corp Callable Note Cont 3/24/2023 3.191% Due 6/24/2023	3,000,000.00	Various 3.33%	2,982,300.00 2,982,300.00	104.48 1.82%	3,134,352.00 33,771.42	1.01% 152,052.00	Aa2 / AA NR	3.65 3.19
931142EK5	Wal-Mart Stores Callable Note Cont 5/26/2023 3.4% Due 6/26/2023	2,000,000.00	05/08/2019 2.67%	2,056,900.00 2,056,900.00	105.66 1.76%	2,113,178.00 23,611.11	0.68% 56,278.00	Aa2 / AA AA	3.65 3.33

City of Corona Consolidated

Account #10003

Holdings Report

As of October 31, 2019



CUSIP	Security Description	Par Value/Units	Purchase Date Book Yield	Cost Value Book Value	Mkt Price Mkt YTM	Market Value Accrued Int.	% of Port. Gain/Loss	Moody/S&P Fitch	Maturity Duration
US CORPORATE									
02665WCJ8	American Honda Finance Note 3.45% Due 7/14/2023	930,000.00	07/11/2018 3.49%	928,391.10 928,391.10	105.37 1.94%	979,975.41 9,536.38	0.32% 51,584.31	A2 / A NR	3.70 3.45
69371RP59	Paccar Financial Corp Note 3.4% Due 8/9/2023	2,300,000.00	08/06/2018 3.41%	2,299,057.00 2,299,057.00	104.93 2.03%	2,413,408.40 17,812.22	0.78% 114,351.40	A1 / A+ NR	3.78 3.52
06406RAJ6	Bank of NY Mellon Corp Note 3.45% Due 8/11/2023	3,254,000.00	05/16/2019 2.79%	3,339,580.20 3,339,580.20	105.11 2.04%	3,420,230.59 24,947.33	1.10% 80,650.39	A1 / A AA-	3.78 3.52
02665WCQ2	American Honda Finance Note 3.625% Due 10/10/2023	2,260,000.00	10/03/2018 3.64%	2,258,146.80 2,258,146.80	106.38 1.94%	2,404,176.70 4,778.96	0.77% 146,029.90	A2 / A NR	3.95 3.67
06051GHF9	Bank of America Corp Callable Note 1X 3/5/2023 3.55% Due 3/5/2024	3,250,000.00	Various 3.26%	3,273,420.00 3,273,420.00	104.15 2.25%	3,384,836.00 17,947.23	1.09% 111,416.00	A2 / A- A+	4.35 3.14
69371RQ25	Paccar Financial Corp Note 2.15% Due 8/15/2024	715,000.00	08/08/2019 2.20%	713,419.85 713,419.85	100.45 2.05%	718,247.53 3,245.31	0.23% 4,827.68	A1 / A+ NR	4.79 4.51
Total US Corporate		67,919,000.00	2.73%	67,592,322.60 67,592,322.60	1.92%	69,273,833.89 483,050.89	22.30% 1,681,511.29	A1 / A+ A+	2.55 2.32
US TREASURY									
912828L32	US Treasury Note 1.375% Due 8/31/2020	1,500,000.00	09/29/2015 1.37%	1,500,473.77 1,500,473.77	99.81 1.60%	1,497,187.50 3,513.05	0.48% (3,286.27)	Aaa / AA+ AAA	0.84 0.82
912828L99	US Treasury Note 1.375% Due 10/31/2020	3,900,000.00	11/23/2015 1.71%	3,838,923.22 3,838,923.22	99.76 1.62%	3,890,706.30 147.32	1.24% 51,783.08	Aaa / AA+ AAA	1.00 0.99
912828N89	US Treasury Note 1.375% Due 1/31/2021	4,000,000.00	03/09/2016 1.40%	3,996,107.15 3,996,107.15	99.73 1.59%	3,989,376.00 13,899.46	1.28% (6,731.15)	Aaa / AA+ AAA	1.25 1.23
912828B90	US Treasury Note 2% Due 2/28/2021	4,500,000.00	Various 1.61%	4,578,823.67 4,578,823.67	100.54 1.59%	4,524,435.00 15,329.66	1.45% (54,388.67)	Aaa / AA+ AAA	1.33 1.31
912828Q37	US Treasury Note 1.25% Due 3/31/2021	2,700,000.00	12/13/2016 1.81%	2,637,466.08 2,637,466.08	99.52 1.59%	2,687,131.80 2,950.82	0.86% 49,665.72	Aaa / AA+ AAA	1.42 1.39
912828T34	US Treasury Note 1.125% Due 9/30/2021	4,125,000.00	11/09/2016 1.48%	4,055,243.31 4,055,243.31	99.17 1.57%	4,090,840.88 4,057.38	1.31% 35,597.57	Aaa / AA+ AAA	1.92 1.88
912828J43	US Treasury Note 1.75% Due 2/28/2022	4,350,000.00	03/13/2017 2.14%	4,271,340.74 4,271,340.74	100.48 1.54%	4,371,071.40 12,966.35	1.40% 99,730.66	Aaa / AA+ AAA	2.33 2.27
912828XG0	US Treasury Note 2.125% Due 6/30/2022	4,000,000.00	08/15/2017 1.82%	4,056,732.15 4,056,732.15	101.58 1.52%	4,063,124.00 28,641.30	1.31% 6,391.85	Aaa / AA+ AAA	2.67 2.57

City of Corona Consolidated

Account #10003

Holdings Report

As of October 31, 2019



CUSIP	Security Description	Par Value/Units	Purchase Date Book Yield	Cost Value Book Value	Mkt Price Mkt YTM	Market Value Accrued Int.	% of Port. Gain/Loss	Moody/S&P Fitch	Maturity Duration
US TREASURY									
912828L24	US Treasury Note 1.875% Due 8/31/2022	4,500,000.00	10/17/2017 1.98%	4,478,906.25 4,478,906.25	101.00 1.51%	4,544,824.50 14,371.57	1.46% 65,918.25	Aaa / AA+ AAA	2.84 2.74
912828N30	US Treasury Note 2.125% Due 12/31/2022	4,800,000.00	01/25/2018 2.46%	4,725,375.00 4,725,375.00	101.87 1.52%	4,889,625.60 34,369.57	1.57% 164,250.60	Aaa / AA+ AAA	3.17 3.04
912828T91	US Treasury Note 1.625% Due 10/31/2023	5,000,000.00	05/29/2019 2.05%	4,909,960.94 4,909,960.94	100.41 1.52%	5,020,310.00 223.21	1.61% 110,349.06	Aaa / AA+ AAA	4.00 3.86
912828V23	US Treasury Note 2.25% Due 12/31/2023	4,500,000.00	06/21/2019 1.80%	4,588,417.97 4,588,417.97	102.88 1.53%	4,629,726.00 34,116.85	1.49% 41,308.03	Aaa / AA+ AAA	4.17 3.94
912828B66	US Treasury Note 2.75% Due 2/15/2024	5,000,000.00	Various 2.21%	5,121,796.88 5,121,796.88	105.05 1.53%	5,252,540.00 29,144.02	1.69% 130,743.12	Aaa / AA+ AAA	4.30 4.03
912828X70	US Treasury Note 2% Due 4/30/2024	2,400,000.00	06/10/2019 1.92%	2,408,437.50 2,408,437.50	102.00 1.54%	2,448,093.60 131.87	0.78% 39,656.10	Aaa / AA+ AAA	4.50 4.29
912828XX3	US Treasury Note 2% Due 6/30/2024	2,500,000.00	07/30/2019 1.87%	2,515,722.66 2,515,722.66	102.07 1.54%	2,551,660.00 16,847.83	0.82% 35,937.34	Aaa / AA+ AAA	4.67 4.42
Total US Treasury		57,775,000.00	1.88%	57,683,727.29	1.55%	58,450,652.58 210,710.26	18.76% 766,925.29	Aaa / AA+ AAA	2.78 2.66
TOTAL PORTFOLIO		306,577,983.45	2.20%	307,077,931.34	1.77%	311,382,456.71 1,382,901.67	100.00% 4,304,525.37	Aa1 / AA AAA	2.50 2.21
TOTAL MARKET VALUE PLUS ACCRUED						312,765,358.38			

City of Corona Consolidated

Transaction Ledger



Account #10003

As of October 31, 2019

Transaction Type	Settlement Date	CUSIP	Quantity	Security Description	Price	Acq/Disp Yield	Amount	Interest Pur/Sold	Total Amount	Gain/Loss
ACQUISITIONS										
Purchase	10/01/2019	60934N807	789.33	Federated Investors Govt Oblig Fund Inst.	1.000	1.61%	789.33	0.00	789.33	0.00
Purchase	10/05/2019	60934N807	43,593.75	Federated Investors Govt Oblig Fund Inst.	1.000	1.61%	43,593.75	0.00	43,593.75	0.00
Purchase	10/07/2019	60934N807	26,984.38	Federated Investors Govt Oblig Fund Inst.	1.000	1.61%	26,984.38	0.00	26,984.38	0.00
Purchase	10/08/2019	92348AAA3	1,390,000.00	Verizon Owner Trust 2019-C A1A 1.94% Due 4/22/2024	99.992	1.95%	1,389,892.83	0.00	1,389,892.83	0.00
Purchase	10/10/2019	60934N807	40,962.50	Federated Investors Govt Oblig Fund Inst.	1.000	1.61%	40,962.50	0.00	40,962.50	0.00
Purchase	10/12/2019	60934N807	37,500.00	Federated Investors Govt Oblig Fund Inst.	1.000	1.61%	37,500.00	0.00	37,500.00	0.00
Purchase	10/15/2019	60934N807	1,860.08	Federated Investors Govt Oblig Fund Inst.	1.000	1.61%	1,860.08	0.00	1,860.08	0.00
Purchase	10/15/2019	60934N807	6,057.33	Federated Investors Govt Oblig Fund Inst.	1.000	1.61%	6,057.33	0.00	6,057.33	0.00
Purchase	10/15/2019	60934N807	1,695.75	Federated Investors Govt Oblig Fund Inst.	1.000	1.61%	1,695.75	0.00	1,695.75	0.00
Purchase	10/15/2019	60934N807	7,400.00	Federated Investors Govt Oblig Fund Inst.	1.000	1.61%	7,400.00	0.00	7,400.00	0.00
Purchase	10/15/2019	60934N807	3,011.17	Federated Investors Govt Oblig Fund Inst.	1.000	1.61%	3,011.17	0.00	3,011.17	0.00
Purchase	10/15/2019	60934N807	6,062.50	Federated Investors Govt Oblig Fund Inst.	1.000	1.61%	6,062.50	0.00	6,062.50	0.00
Purchase	10/15/2019	60934N807	3,779.58	Federated Investors Govt Oblig Fund Inst.	1.000	1.61%	3,779.58	0.00	3,779.58	0.00
Purchase	10/15/2019	60934N807	142,930.16	Federated Investors Govt Oblig Fund Inst.	1.000	1.61%	142,930.16	0.00	142,930.16	0.00
Purchase	10/15/2019	60934N807	28,259.57	Federated Investors Govt Oblig Fund Inst.	1.000	1.61%	28,259.57	0.00	28,259.57	0.00
Purchase	10/15/2019	60934N807	54,633.35	Federated Investors Govt Oblig Fund Inst.	1.000	1.61%	54,633.35	0.00	54,633.35	0.00

City of Corona Consolidated

Transaction Ledger



Account #10003

As of October 31, 2019

Transaction Type	Settlement Date	CUSIP	Quantity	Security Description	Price	Acq/Disp Yield	Amount	Interest Pur/Sold	Total Amount	Gain/Loss
ACQUISITIONS										
Purchase	10/15/2019	60934N807	185,634.91	Federated Investors Govt Oblig Fund Inst.	1.000	1.61%	185,634.91	0.00	185,634.91	0.00
Purchase	10/15/2019	90LAIF\$00	208,827.43	Local Agency Investment Fund State Pool	1.000	2.25%	208,827.43	0.00	208,827.43	0.00
Purchase	10/18/2019	3135G0W66	2,080,000.00	FNMA Note 1.625% Due 10/15/2024	99.829	1.66%	2,076,443.20	0.00	2,076,443.20	0.00
Purchase	10/18/2019	60934N807	436,893.33	Federated Investors Govt Oblig Fund Inst.	1.000	1.61%	436,893.33	0.00	436,893.33	0.00
Purchase	10/20/2019	60934N807	17,187.50	Federated Investors Govt Oblig Fund Inst.	1.000	1.61%	17,187.50	0.00	17,187.50	0.00
Purchase	10/21/2019	60934N807	4,978.12	Federated Investors Govt Oblig Fund Inst.	1.000	1.61%	4,978.12	0.00	4,978.12	0.00
Purchase	10/22/2019	60934N807	2,500,000.00	Federated Investors Govt Oblig Fund Inst.	1.000	1.61%	2,500,000.00	0.00	2,500,000.00	0.00
Purchase	10/23/2019	65479JAD5	2,170,000.00	Nissan Auto Receivables Owner 2019-C A3 1.93% Due 7/15/2024	99.995	1.94%	2,169,885.42	0.00	2,169,885.42	0.00
Purchase	10/24/2019	13063DRK6	3,385,000.00	California St TE-GO 2.4% Due 10/1/2024	102.297	1.91%	3,462,753.45	0.00	3,462,753.45	0.00
Purchase	10/25/2019	60934N807	10,300.00	Federated Investors Govt Oblig Fund Inst.	1.000	1.61%	10,300.00	0.00	10,300.00	0.00
Purchase	10/25/2019	60934N807	8,542.50	Federated Investors Govt Oblig Fund Inst.	1.000	1.61%	8,542.50	0.00	8,542.50	0.00
Purchase	10/25/2019	60934N807	5,296.56	Federated Investors Govt Oblig Fund Inst.	1.000	1.61%	5,296.56	0.00	5,296.56	0.00
Purchase	10/25/2019	60934N807	11,328.63	Federated Investors Govt Oblig Fund Inst.	1.000	1.61%	11,328.63	0.00	11,328.63	0.00
Purchase	10/25/2019	60934N807	11,021.88	Federated Investors Govt Oblig Fund Inst.	1.000	1.61%	11,021.88	0.00	11,021.88	0.00
Purchase	10/25/2019	60934N807	3,221.29	Federated Investors Govt Oblig Fund Inst.	1.000	1.61%	3,221.29	0.00	3,221.29	0.00
Purchase	10/25/2019	60934N807	9,683.33	Federated Investors Govt Oblig Fund Inst.	1.000	1.61%	9,683.33	0.00	9,683.33	0.00

City of Corona Consolidated

Account #10003

Transaction Ledger

As of October 31, 2019



Transaction Type	Settlement Date	CUSIP	Quantity	Security Description	Price	Acq/Disp Yield	Amount	Interest Pur/Sold	Total Amount	Gain/Loss
ACQUISITIONS										
Purchase	10/31/2019	60934N807	91,437.50	Federated Investors Govt Oblig Fund Inst.	1.000	1.49%	91,437.50	0.00	91,437.50	0.00
Purchase	10/31/2019	62479MZG1	5,000,000.00	MUFG Bank Ltd/NY Discount CP 1.77% Due 12/16/2019	99.774	1.80%	4,988,691.67	0.00	4,988,691.67	0.00
Subtotal			17,934,872.43				17,997,539.00	0.00	17,997,539.00	0.00
Security Contribution	10/01/2019	90LAIF\$00	1,000,000.00	Local Agency Investment Fund State Pool	1.000		1,000,000.00	0.00	1,000,000.00	0.00
Security Contribution	10/02/2019	90LAIF\$00	800,000.00	Local Agency Investment Fund State Pool	1.000		800,000.00	0.00	800,000.00	0.00
Security Contribution	10/07/2019	90LAIF\$00	800,000.00	Local Agency Investment Fund State Pool	1.000		800,000.00	0.00	800,000.00	0.00
Security Contribution	10/08/2019	90LAIF\$00	600,000.00	Local Agency Investment Fund State Pool	1.000		600,000.00	0.00	600,000.00	0.00
Security Contribution	10/15/2019	90LAIF\$00	400,000.00	Local Agency Investment Fund State Pool	1.000		400,000.00	0.00	400,000.00	0.00
Security Contribution	10/16/2019	90LAIF\$00	3,000,000.00	Local Agency Investment Fund State Pool	1.000		3,000,000.00	0.00	3,000,000.00	0.00
Security Contribution	10/24/2019	60934N807	5,000,000.00	Federated Investors Govt Oblig Fund Inst.	1.000		5,000,000.00	0.00	5,000,000.00	0.00
Security Contribution	10/25/2019	90LAIF\$00	3,300,000.00	Local Agency Investment Fund State Pool	1.000		3,300,000.00	0.00	3,300,000.00	0.00
Security Contribution	10/28/2019	90LAIF\$00	700,000.00	Local Agency Investment Fund State Pool	1.000		700,000.00	0.00	700,000.00	0.00
Security Contribution	10/30/2019	90LAIF\$00	1,800,000.00	Local Agency Investment Fund State Pool	1.000		1,800,000.00	0.00	1,800,000.00	0.00
Subtotal			17,400,000.00				17,400,000.00	0.00	17,400,000.00	0.00
Short Sale	10/24/2019	60934N807	-3,462,753.45	Federated Investors Govt Oblig Fund Inst.	1.000		-3,462,753.45	0.00	-3,462,753.45	0.00
Subtotal			-3,462,753.45				-3,462,753.45	0.00	-3,462,753.45	0.00
TOTAL ACQUISITIONS			31,872,118.98				31,934,785.55	0.00	31,934,785.55	0.00

City of Corona Consolidated

Transaction Ledger



Account #10003

As of October 31, 2019

Transaction Type	Settlement Date	CUSIP	Quantity	Security Description	Price	Acq/Disp Yield	Amount	Interest Pur/Sold	Total Amount	Gain/Loss
DISPOSITIONS										
Closing Purchase	10/24/2019	60934N807	-3,462,753.45	Federated Investors Govt Oblig Fund Inst.	1.000		-3,462,753.45	0.00	-3,462,753.45	0.00
Subtotal			-3,462,753.45				-3,462,753.45	0.00	-3,462,753.45	0.00
Sale	10/08/2019	60934N807	1,389,892.83	Federated Investors Govt Oblig Fund Inst.	1.000	1.61%	1,389,892.83	0.00	1,389,892.83	0.00
Sale	10/18/2019	3137EAEF2	2,500,000.00	FHLMC Note 1.375% Due 4/20/2020	99.854	1.67%	2,496,340.00	16,996.53	2,513,336.53	6,640.00
Sale	10/23/2019	60934N807	2,169,885.42	Federated Investors Govt Oblig Fund Inst.	1.000	1.61%	2,169,885.42	0.00	2,169,885.42	0.00
Sale	10/24/2019	60934N807	3,462,753.45	Federated Investors Govt Oblig Fund Inst.	1.000	1.61%	3,462,753.45	0.00	3,462,753.45	0.00
Sale	10/31/2019	60934N807	4,988,691.67	Federated Investors Govt Oblig Fund Inst.	1.000	1.49%	4,988,691.67	0.00	4,988,691.67	0.00
Subtotal			14,511,223.37				14,507,563.37	16,996.53	14,524,559.90	6,640.00
Paydown	10/15/2019	02587AAJ3	0.00	American Express Credit Trust 2017-1 A 1.93% Due 9/15/2022	100.000		0.00	3,779.58	3,779.58	0.00
Paydown	10/15/2019	43811BAC8	140,674.75	Honda Auto Receivables Trust 2017-2 A3 1.68% Due 8/16/2021	100.000		140,674.75	2,255.41	142,930.16	2,187.05
Paydown	10/15/2019	43815NAC8	0.00	Honda Auto Receivables Trust 2019-3 A3 1.78% Due 8/15/2023	100.000		0.00	3,011.17	3,011.17	0.00
Paydown	10/15/2019	477870AC3	0.00	John Deere Owner Trust 2019-B A3 2.21% Due 12/15/2023	100.000		0.00	1,860.08	1,860.08	0.00
Paydown	10/15/2019	47788BAD6	27,818.23	John Deere Owner Trust 2017-B A3 1.82% Due 10/15/2021	100.000		27,818.23	441.34	28,259.57	2.04
Paydown	10/15/2019	47788CAC6	0.00	John Deere Owner Trust 2018-A A3 2.66% Due 4/18/2022	100.000		0.00	1,695.75	1,695.75	0.00
Paydown	10/15/2019	47788EAC2	0.00	John Deere Owner Trust 2018-B A3 3.08% Due 11/15/2022	100.000		0.00	6,057.33	6,057.33	0.00

City of Corona Consolidated

Transaction Ledger



Account #10003

As of October 31, 2019

Transaction Type	Settlement Date	CUSIP	Quantity	Security Description	Price	Acq/Disp Yield	Amount	Interest Pur/Sold	Total Amount	Gain/Loss
DISPOSITIONS										
Paydown	10/15/2019	47789JAD8	0.00	John Deere Owner Trust 2019-A A3 2.91% Due 7/17/2023	100.000		0.00	6,062.50	6,062.50	0.00
Paydown	10/15/2019	654747AD6	53,880.41	Nissan Auto Receivables Trust 2017-A A3 1.74% Due 8/16/2021	100.000		53,880.41	752.94	54,633.35	343.07
Paydown	10/15/2019	89238BAB8	184,955.73	Toyota Auto Receivables Trust 2018-A A2A 2.1% Due 10/15/2020	100.000		184,955.73	679.18	185,634.91	18.90
Paydown	10/15/2019	89238TAD5	0.00	Toyota Auto Receivables Trust 2018-B A3 2.96% Due 9/15/2022	100.000		0.00	7,400.00	7,400.00	0.00
Paydown	10/21/2019	43815HAC1	0.00	Honda Auto Receivables Trust 2018-3 A3 2.95% Due 8/22/2022	100.000		0.00	4,978.12	4,978.12	0.00
Paydown	10/25/2019	3137B4WB8	0.00	FHLMC K033 A2Due 7/25/2023	100.000		0.00	8,542.50	8,542.50	0.00
Paydown	10/25/2019	3137B5JM6	0.00	FHLMC K034 A2 3.531% Due 7/25/2023	100.000		0.00	11,328.63	11,328.63	0.00
Paydown	10/25/2019	3137B7MZ9	0.00	FHLMC K036 A2Due 10/25/2023	100.000		0.00	11,021.88	11,021.88	0.00
Paydown	10/25/2019	3137BDDC7	0.00	FHLMC K716 A2 3.13% Due 6/25/2021	100.000		0.00	3,221.29	3,221.29	0.00
Paydown	10/25/2019	3137BFDQ1	0.00	FHLMC K717 A2 2.991% Due 9/25/2021	100.000		0.00	5,296.56	5,296.56	0.00
Paydown	10/25/2019	3137BM6P6	0.00	FHLMC K721 A2Due 8/25/2022	100.000		0.00	10,300.00	10,300.00	0.00
Paydown	10/25/2019	3137BYPQ7	0.00	FHLMC K726 A2 2.905% Due 4/25/2024	100.000		0.00	9,683.33	9,683.33	0.00
Subtotal			407,329.12				407,329.12	98,367.59	505,696.71	2,551.06
Maturity	10/22/2019	62479MXN8	2,500,000.00	MUFG Bank Ltd/NY Discount CP 2.27% Due 10/22/2019	99.262		2,481,556.25	18,443.75	2,500,000.00	0.00
Subtotal			2,500,000.00				2,481,556.25	18,443.75	2,500,000.00	0.00
Security Withdrawal	10/03/2019	90LAIF\$00	2,000,000.00	Local Agency Investment Fund State Pool	1.000		2,000,000.00	0.00	2,000,000.00	0.00

City of Corona Consolidated

Transaction Ledger



Account #10003

As of October 31, 2019

Transaction Type	Settlement Date	CUSIP	Quantity	Security Description	Price	Acq/Disp Yield	Amount	Interest Pur/Sold	Total Amount	Gain/Loss
DISPOSITIONS										
Security Withdrawal	10/04/2019	90LAIF\$00	700,000.00	Local Agency Investment Fund State Pool	1.000		700,000.00	0.00	700,000.00	0.00
Security Withdrawal	10/10/2019	90LAIF\$00	1,000,000.00	Local Agency Investment Fund State Pool	1.000		1,000,000.00	0.00	1,000,000.00	0.00
Security Withdrawal	10/11/2019	90LAIF\$00	2,500,000.00	Local Agency Investment Fund State Pool	1.000		2,500,000.00	0.00	2,500,000.00	0.00
Security Withdrawal	10/17/2019	90LAIF\$00	3,800,000.00	Local Agency Investment Fund State Pool	1.000		3,800,000.00	0.00	3,800,000.00	0.00
Security Withdrawal	10/18/2019	90LAIF\$00	1,700,000.00	Local Agency Investment Fund State Pool	1.000		1,700,000.00	0.00	1,700,000.00	0.00
Security Withdrawal	10/21/2019	90LAIF\$00	1,000,000.00	Local Agency Investment Fund State Pool	1.000		1,000,000.00	0.00	1,000,000.00	0.00
Security Withdrawal	10/23/2019	90LAIF\$00	2,500,000.00	Local Agency Investment Fund State Pool	1.000		2,500,000.00	0.00	2,500,000.00	0.00
Security Withdrawal	10/24/2019	90LAIF\$00	2,000,000.00	Local Agency Investment Fund State Pool	1.000		2,000,000.00	0.00	2,000,000.00	0.00
Security Withdrawal	10/31/2019	90LAIF\$00	1,400,000.00	Local Agency Investment Fund State Pool	1.000		1,400,000.00	0.00	1,400,000.00	0.00
Subtotal			18,600,000.00				18,600,000.00	0.00	18,600,000.00	0.00
TOTAL DISPOSITIONS			32,555,799.04				32,533,695.29	133,807.87	32,667,503.16	9,191.06
OTHER TRANSACTIONS										
Interest	10/05/2019	3135G0T45	4,650,000.00	FNMA Note 1.875% Due 4/5/2022	0.000		43,593.75	0.00	43,593.75	0.00
Interest	10/07/2019	3135G0Q89	3,925,000.00	FNMA Note 1.375% Due 10/7/2021	0.000		26,984.38	0.00	26,984.38	0.00
Interest	10/10/2019	02665WCQ2	2,260,000.00	American Honda Finance Note 3.625% Due 10/10/2023	0.000		40,962.50	0.00	40,962.50	0.00
Interest	10/12/2019	3130AF5B9	2,500,000.00	FHLB Note 3% Due 10/12/2021	0.000		37,500.00	0.00	37,500.00	0.00

City of Corona Consolidated

Account #10003

Transaction Ledger

As of October 31, 2019



Transaction Type	Settlement Date	CUSIP	Quantity	Security Description	Price	Acq/Disp Yield	Amount	Interest Pur/Sold	Total Amount	Gain/Loss
OTHER TRANSACTIONS										
Interest	10/20/2019	3137EAEF2	2,500,000.00	FHLMC Note 1.375% Due 4/20/2020	0.000		17,187.50	0.00	17,187.50	0.00
Interest	10/31/2019	912828L99	3,900,000.00	US Treasury Note 1.375% Due 10/31/2020	0.000		26,812.50	0.00	26,812.50	0.00
Interest	10/31/2019	912828T91	5,000,000.00	US Treasury Note 1.625% Due 10/31/2023	0.000		40,625.00	0.00	40,625.00	0.00
Interest	10/31/2019	912828X70	2,400,000.00	US Treasury Note 2% Due 4/30/2024	0.000		24,000.00	0.00	24,000.00	0.00
Subtotal			27,135,000.00				257,665.63	0.00	257,665.63	0.00
Dividend	10/02/2019	60934N807	3,635,931.77	Federated Investors Govt Oblig Fund Inst.	0.000		789.33	0.00	789.33	0.00
Dividend	10/15/2019	90LAIF\$00	3,115,986,659.54	Local Agency Investment Fund State Pool	0.000		208,827.43	0.00	208,827.43	0.00
Subtotal			3,119,622,591.31				209,616.76	0.00	209,616.76	0.00
TOTAL OTHER TRANSACTIONS			3,146,757,591.31				467,282.39	0.00	467,282.39	0.00

City of Corona Consolidated

Account #10003

Income Earned

As of October 31, 2019



CUSIP	Security Description	Trade Date Settle Date Units	Book Value: Begin Book Value: Acq Book Value: Disp Book Value: End	Prior Accrued Inc. Received Ending Accrued Total Interest	Accr. Of Discount Amort. Of Premium Net Accret/Amort Income Earned	Total Income
FIXED INCOME						
00440EAT4	Chubb INA Holdings Inc Callable Note Cont 10/3/2020 2.3% Due 11/03/2020	02/06/2017 02/09/2017 2,545,000.00	2,556,986.95 0.00 0.00 2,556,986.95	24,064.39 0.00 28,942.31 4,877.92	0.00 0.00 0.00 4,877.92	4,877.92
02587AAJ3	American Express Credit Trust 2017-1 A 1.93% Due 09/15/2022	06/21/2018 06/25/2018 2,350,000.00	2,313,464.83 0.00 0.00 2,313,464.83	2,015.78 3,779.58 2,015.78 3,779.58	0.00 0.00 0.00 3,779.58	3,779.58
02665WCJ8	American Honda Finance Note 3.45% Due 07/14/2023	07/11/2018 07/16/2018 930,000.00	928,391.10 0.00 0.00 928,391.10	6,862.63 0.00 9,536.38 2,673.75	0.00 0.00 0.00 2,673.75	2,673.75
02665WCQ2	American Honda Finance Note 3.625% Due 10/10/2023	10/03/2018 10/10/2018 2,260,000.00	2,258,146.80 0.00 0.00 2,258,146.80	38,914.38 40,962.50 4,778.96 6,827.08	0.00 0.00 0.00 6,827.08	6,827.08
037833AK6	Apple Inc Note 2.4% Due 05/03/2023	11/28/2018 11/30/2018 2,215,000.00	2,112,644.85 0.00 0.00 2,112,644.85	21,854.67 0.00 26,284.67 4,430.00	0.00 0.00 0.00 4,430.00	4,430.00
06051GHF9	Bank of America Corp Callable Note 1X 3/5/2023 3.55% Due 03/05/2024	Various Various 3,250,000.00	3,273,420.00 0.00 0.00 3,273,420.00	8,332.64 0.00 17,947.23 9,614.59	0.00 0.00 0.00 9,614.59	9,614.59
06406RAJ6	Bank of NY Mellon Corp Note 3.45% Due 08/11/2023	05/16/2019 05/20/2019 3,254,000.00	3,339,580.20 0.00 0.00 3,339,580.20	15,592.08 0.00 24,947.33 9,355.25	0.00 0.00 0.00 9,355.25	9,355.25
084670BR8	Berkshire Hathaway Callable Note Cont 1/15/2023 2.75% Due 03/15/2023	11/26/2018 11/28/2018 2,500,000.00	2,425,225.00 0.00 0.00 2,425,225.00	3,055.56 0.00 8,784.72 5,729.16	0.00 0.00 0.00 5,729.16	5,729.16
097023BQ7	Boeing Co Callable Note Cont 4/15/2023 1.875% Due 06/15/2023	02/13/2019 02/15/2019 2,020,000.00	1,930,251.40 0.00 0.00 1,930,251.40	11,152.08 0.00 14,308.33 3,156.25	0.00 0.00 0.00 3,156.25	3,156.25

City of Corona Consolidated

Account #10003

Income Earned

As of October 31, 2019



CUSIP	Security Description	Trade Date Settle Date Units	Book Value: Begin Book Value: Acq Book Value: Disp Book Value: End	Prior Accrued Inc. Received Ending Accrued Total Interest	Accr. Of Discount Amort. Of Premium Net Accret/Amort Income Earned	Total Income
13063DRK6	California St TE-GO 2.4% Due 10/01/2024	10/16/2019 10/24/2019 3,385,000.00	0.00 3,462,753.45 0.00 3,462,753.45	0.00 0.00 1,579.67 1,579.67	0.00 0.00 0.00 1,579.67	1,579.67
166764AH3	Chevron Corp Callable Note Cont 3/24/2023 3.191% Due 06/24/2023	Various Various 3,000,000.00	2,982,300.00 0.00 0.00 2,982,300.00	25,793.91 0.00 33,771.42 7,977.51	0.00 0.00 0.00 7,977.51	7,977.51
22160KAG0	Costco Wholesale Corp Note 1.75% Due 02/15/2020	02/05/2015 02/17/2015 1,630,000.00	1,628,288.50 0.00 0.00 1,628,288.50	3,644.86 0.00 6,021.94 2,377.08	0.00 0.00 0.00 2,377.08	2,377.08
24422ESL4	John Deere Capital Corp Note 2.8% Due 03/04/2021	05/24/2017 05/30/2017 1,850,000.00	1,895,010.50 0.00 0.00 1,895,010.50	3,885.00 0.00 8,201.67 4,316.67	0.00 0.00 0.00 4,316.67	4,316.67
24422ETG4	John Deere Capital Corp Note 2.8% Due 03/06/2023	Various Various 1,500,000.00	1,454,530.00 0.00 0.00 1,454,530.00	2,916.66 0.00 6,416.67 3,500.01	0.00 0.00 0.00 3,500.01	3,500.01
30231GAV4	Exxon Mobil Corp Callable Note Cont 2/1/2021 2.222% Due 03/01/2021	Various Various 2,700,000.00	2,730,414.55 0.00 0.00 2,730,414.55	4,999.50 0.00 9,999.00 4,999.50	0.00 0.00 0.00 4,999.50	4,999.50
3130A0F70	FHLB Note 3.375% Due 12/08/2023	01/16/2019 01/17/2019 3,500,000.00	3,602,165.00 0.00 0.00 3,602,165.00	37,078.13 0.00 46,921.88 9,843.75	0.00 0.00 0.00 9,843.75	9,843.75
3130A0XE5	FHLB Note 3.25% Due 03/08/2024	03/28/2019 03/29/2019 1,000,000.00	1,045,410.00 0.00 0.00 1,045,410.00	2,076.39 0.00 4,784.72 2,708.33	0.00 0.00 0.00 2,708.33	2,708.33
3130A1XJ2	FHLB Note 2.875% Due 06/14/2024	Various Various 5,500,000.00	5,740,000.40 0.00 0.00 5,740,000.40	46,998.26 0.00 60,175.35 13,177.09	0.00 0.00 0.00 13,177.09	13,177.09

City of Corona Consolidated

Income Earned



Account #10003

As of October 31, 2019

CUSIP	Security Description	Trade Date Settle Date Units	Book Value: Begin Book Value: Acq Book Value: Disp Book Value: End	Prior Accrued Inc. Received Ending Accrued Total Interest	Accr. Of Discount Amort. Of Premium Net Accret/Amort Income Earned	Total Income
3130A2UW4	FHLB Note 2.875% Due 09/13/2024	09/13/2019 09/16/2019 4,000,000.00	4,206,760.00 0.00 0.00 4,206,760.00	5,750.00 0.00 15,333.33 9,583.33	0.00 0.00 0.00 9,583.33	9,583.33
3130A7CV5	FHLB Note 1.375% Due 02/18/2021	02/17/2016 02/18/2016 3,420,000.00	3,406,183.20 0.00 0.00 3,406,183.20	5,616.88 0.00 9,535.63 3,918.75	0.00 0.00 0.00 3,918.75	3,918.75
3130A8QS5	FHLB Note 1.125% Due 07/14/2021	10/04/2016 10/06/2016 2,900,000.00	2,873,204.00 0.00 0.00 2,873,204.00	6,978.13 0.00 9,696.88 2,718.75	0.00 0.00 0.00 2,718.75	2,718.75
3130AB3H7	FHLB Note 2.375% Due 03/08/2024	04/29/2019 04/30/2019 4,000,000.00	4,000,280.00 0.00 0.00 4,000,280.00	6,069.44 0.00 13,986.11 7,916.67	0.00 0.00 0.00 7,916.67	7,916.67
3130AF5B9	FHLB Note 3% Due 10/12/2021	11/29/2018 11/30/2018 2,500,000.00	2,506,300.00 0.00 0.00 2,506,300.00	35,208.33 37,500.00 3,958.33 6,250.00	0.00 0.00 0.00 6,250.00	6,250.00
313379RB7	FHLB Note 1.875% Due 06/11/2021	08/30/2017 08/31/2017 2,500,000.00	2,518,850.00 0.00 0.00 2,518,850.00	14,322.92 0.00 18,229.17 3,906.25	0.00 0.00 0.00 3,906.25	3,906.25
3135G0D75	FNMA Note 1.5% Due 06/22/2020	09/29/2015 09/30/2015 4,000,000.00	4,002,160.00 0.00 0.00 4,002,160.00	16,500.00 0.00 21,500.00 5,000.00	0.00 0.00 0.00 5,000.00	5,000.00
3135G0F73	FNMA Note 1.5% Due 11/30/2020	12/16/2015 12/17/2015 4,100,000.00	4,022,510.00 0.00 0.00 4,022,510.00	20,670.83 0.00 25,795.83 5,125.00	0.00 0.00 0.00 5,125.00	5,125.00
3135G0J20	FNMA Note 1.375% Due 02/26/2021	Various Various 4,050,000.00	4,034,893.60 0.00 0.00 4,034,893.60	5,414.06 0.00 10,054.69 4,640.63	0.00 0.00 0.00 4,640.63	4,640.63

City of Corona Consolidated

Account #10003

Income Earned

As of October 31, 2019



CUSIP	Security Description	Trade Date Settle Date Units	Book Value: Begin Book Value: Acq Book Value: Disp Book Value: End	Prior Accrued Inc. Received Ending Accrued Total Interest	Accr. Of Discount Amort. Of Premium Net Accret/Amort Income Earned	Total Income
3135G0K69	FNMA Note 1.25% Due 05/06/2021	06/29/2016 06/30/2016 3,300,000.00	3,311,220.00 0.00 0.00 3,311,220.00	16,614.58 0.00 20,052.08 3,437.50	0.00 0.00 0.00 3,437.50	3,437.50
3135G0N82	FNMA Note 1.25% Due 08/17/2021	Various Various 4,100,000.00	4,086,725.40 0.00 0.00 4,086,725.40	6,263.89 0.00 10,534.72 4,270.83	0.00 0.00 0.00 4,270.83	4,270.83
3135G0Q89	FNMA Note 1.375% Due 10/07/2021	Various Various 3,925,000.00	3,873,275.45 0.00 0.00 3,873,275.45	26,084.89 26,984.38 3,597.92 4,497.41	0.00 0.00 0.00 4,497.41	4,497.41
3135G0S38	FNMA Note 2% Due 01/05/2022	01/11/2017 01/12/2017 4,000,000.00	3,996,900.00 0.00 0.00 3,996,900.00	19,111.11 0.00 25,777.78 6,666.67	0.00 0.00 0.00 6,666.67	6,666.67
3135G0T45	FNMA Note 1.875% Due 04/05/2022	06/19/2017 06/20/2017 4,650,000.00	4,649,297.85 0.00 0.00 4,649,297.85	42,625.00 43,593.75 6,296.88 7,265.63	0.00 0.00 0.00 7,265.63	7,265.63
3135G0T94	FNMA Note 2.375% Due 01/19/2023	04/11/2018 04/12/2018 5,500,000.00	5,418,930.00 0.00 0.00 5,418,930.00	26,125.00 0.00 37,010.42 10,885.42	0.00 0.00 0.00 10,885.42	10,885.42
3135G0W66	FNMA Note 1.625% Due 10/15/2024	10/17/2019 10/18/2019 2,080,000.00	0.00 2,076,443.20 0.00 2,076,443.20	0.00 0.00 1,220.56 1,220.56	0.00 0.00 0.00 1,220.56	1,220.56
3137B4WB8	FHLMC K033 A2 3.06% Due 07/25/2023	07/23/2019 07/26/2019 3,350,000.00	3,458,875.00 0.00 0.00 3,458,875.00	1,708.50 8,542.50 1,708.50 8,542.50	0.00 0.00 0.00 8,542.50	8,542.50
3137B5JM6	FHLMC K034 A2 3.531% Due 07/25/2023	08/28/2018 08/31/2018 3,850,000.00	3,931,662.11 0.00 0.00 3,931,662.11	11,328.63 11,328.63 11,328.63 11,328.63	0.00 0.00 0.00 11,328.63	11,328.63

City of Corona Consolidated

Income Earned



Account #10003

As of October 31, 2019

CUSIP	Security Description	Trade Date Settle Date Units	Book Value: Begin Book Value: Acq Book Value: Disp Book Value: End	Prior Accrued Inc. Received Ending Accrued Total Interest	Accr. Of Discount Amort. Of Premium Net Accret/Amort Income Earned	Total Income
3137B7MZ9	FHLMC K036 A2 3.527% Due 10/25/2023	Various Various 3,750,000.00	3,837,910.16 0.00 0.00 3,837,910.16	2,204.38 11,021.88 2,204.38 11,021.88	0.00 0.00 0.00 11,021.88	11,021.88
3137BDDC7	FHLMC K716 A2 3.13% Due 06/25/2021	09/12/2017 09/14/2017 1,235,000.00	1,285,654.30 0.00 0.00 1,285,654.30	644.26 3,221.29 644.26 3,221.29	0.00 0.00 0.00 3,221.29	3,221.29
3137BFDQ1	FHLMC K717 A2 2.991% Due 09/25/2021	Various Various 2,125,000.00	2,146,894.53 0.00 0.00 2,146,894.53	5,296.56 5,296.56 5,296.56 5,296.56	0.00 0.00 0.00 5,296.56	5,296.56
3137BM6P6	FHLMC K721 A2 3.09% Due 08/25/2022	Various Various 4,000,000.00	4,140,475.70 0.00 0.00 4,140,475.70	10,300.00 10,300.00 10,300.00 10,300.00	0.00 0.00 0.00 10,300.00	10,300.00
3137BYPQ7	FHLMC K726 A2 2.905% Due 04/25/2024	04/22/2019 04/25/2019 4,000,000.00	4,028,593.75 0.00 0.00 4,028,593.75	9,683.33 9,683.33 9,683.33 9,683.33	0.00 0.00 0.00 9,683.33	9,683.33
3137EAEC9	FHLMC Note 1.125% Due 08/12/2021	Various Various 4,125,000.00	4,090,903.75 0.00 0.00 4,090,903.75	6,316.41 0.00 10,183.59 3,867.18	0.00 0.00 0.00 3,867.18	3,867.18
3137EAEF2	FHLMC Note 1.375% Due 04/20/2020	05/18/2017 05/19/2017 2,500,000.00	4,979,400.00 0.00 2,489,700.00 2,489,700.00	30,746.53 34,184.03 1,050.35 4,487.85	0.00 0.00 0.00 4,487.85	4,487.85
3137EAEK1	FHLMC Note 1.875% Due 11/17/2020	11/21/2017 11/22/2017 3,100,000.00	3,091,967.37 0.00 0.00 3,091,967.37	21,635.42 0.00 26,479.17 4,843.75	0.00 0.00 0.00 4,843.75	4,843.75
3137EAEN5	FHLMC Note 2.75% Due 06/19/2023	Various Various 4,550,000.00	4,527,967.50 0.00 0.00 4,527,967.50	35,452.09 0.00 45,879.16 10,427.07	0.00 0.00 0.00 10,427.07	10,427.07

City of Corona Consolidated

Account #10003

Income Earned

As of October 31, 2019



CUSIP	Security Description	Trade Date Settle Date Units	Book Value: Begin Book Value: Acq Book Value: Disp Book Value: End	Prior Accrued Inc. Received Ending Accrued Total Interest	Accr. Of Discount Amort. Of Premium Net Accret/Amort Income Earned	Total Income
369550BE7	General Dynamics Corp Note 3% Due 05/11/2021	Various Various 2,970,000.00	2,949,150.50 0.00 0.00 2,949,150.50	34,650.00 0.00 42,075.00 7,425.00	0.00 0.00 0.00 7,425.00	7,425.00
404280BA6	HSBC Holdings PLC Note 3.6% Due 05/25/2023	05/15/2019 05/17/2019 1,200,000.00	1,228,680.00 0.00 0.00 1,228,680.00	15,120.00 0.00 18,720.00 3,600.00	0.00 0.00 0.00 3,600.00	3,600.00
404280BS7	HSBC Holdings PLC Callable Note 1X 5/18/2023 3.95% Due 05/18/2024	08/28/2019 08/30/2019 2,000,000.00	2,101,680.00 0.00 0.00 2,101,680.00	29,186.11 0.00 35,769.44 6,583.33	0.00 0.00 0.00 6,583.33	6,583.33
437076BQ4	Home Depot Note 1.8% Due 06/05/2020	05/24/2017 06/05/2017 1,140,000.00	1,139,338.80 0.00 0.00 1,139,338.80	6,612.00 0.00 8,322.00 1,710.00	0.00 0.00 0.00 1,710.00	1,710.00
43811BAC8	Honda Auto Receivables Trust 2017-2 A3 1.68% Due 08/16/2021	04/27/2018 04/30/2018 1,470,335.71	1,585,964.28 0.00 138,487.70 1,447,476.58	1,202.89 2,255.41 1,097.85 2,150.37	0.00 0.00 0.00 2,150.37	2,150.37
43815HAC1	Honda Auto Receivables Trust 2018-3 A3 2.95% Due 08/22/2022	08/21/2018 08/28/2018 2,025,000.00	2,024,722.17 0.00 0.00 2,024,722.17	1,659.38 4,978.12 1,659.38 4,978.12	0.00 0.00 0.00 4,978.12	4,978.12
43815NAC8	Honda Auto Receivables Trust 2019-3 A3 1.78% Due 08/15/2023	08/20/2019 08/27/2019 2,030,000.00	2,029,983.15 0.00 0.00 2,029,983.15	1,605.96 3,011.17 1,605.96 3,011.17	0.00 0.00 0.00 3,011.17	3,011.17
44932HAC7	IBM Credit Corp Note 2.2% Due 09/08/2022	11/29/2017 12/01/2017 2,955,000.00	2,905,001.40 0.00 0.00 2,905,001.40	4,153.42 0.00 9,570.92 5,417.50	0.00 0.00 0.00 5,417.50	5,417.50
4581X0CW6	Inter-American Dev Bank Note 2.125% Due 01/18/2022	11/03/2017 11/07/2017 4,000,000.00	4,008,600.00 0.00 0.00 4,008,600.00	17,236.11 0.00 24,319.44 7,083.33	0.00 0.00 0.00 7,083.33	7,083.33

City of Corona Consolidated

Account #10003

Income Earned

As of October 31, 2019



CUSIP	Security Description	Trade Date Settle Date Units	Book Value: Begin Book Value: Acq Book Value: Disp Book Value: End	Prior Accrued Inc. Received Ending Accrued Total Interest	Accr. Of Discount Amort. Of Premium Net Accret/Amort Income Earned	Total Income
4581X0CZ9	Inter-American Dev Bank Note 1.75% Due 09/14/2022	Various Various 3,600,000.00	3,512,573.00 0.00 0.00 3,512,573.00	2,975.00 0.00 8,225.00 5,250.00	0.00 0.00 0.00 5,250.00	5,250.00
459058GA5	Intl. Bank Recon & Development Note 1.625% Due 09/04/2020	11/03/2017 11/07/2017 4,000,000.00	3,972,680.00 0.00 0.00 3,972,680.00	4,875.00 0.00 10,291.67 5,416.67	0.00 0.00 0.00 5,416.67	5,416.67
45950KCM0	International Finance Corp Note 2.25% Due 01/25/2021	01/18/2018 01/25/2018 1,685,000.00	1,680,046.10 0.00 0.00 1,680,046.10	6,950.63 0.00 10,110.00 3,159.37	0.00 0.00 0.00 3,159.37	3,159.37
477870AC3	John Deere Owner Trust 2019-B A3 2.21% Due 12/15/2023	07/16/2019 07/24/2019 1,010,000.00	1,009,785.58 0.00 0.00 1,009,785.58	992.04 1,860.08 992.04 1,860.08	0.00 0.00 0.00 1,860.08	1,860.08
47788BAD6	John Deere Owner Trust 2017-B A3 1.82% Due 10/15/2021	07/11/2017 07/18/2017 263,174.72	290,971.65 0.00 27,816.19 263,155.46	235.38 441.34 212.88 418.84	0.00 0.00 0.00 418.84	418.84
47788CAC6	John Deere Owner Trust 2018-A A3 2.66% Due 04/18/2022	02/21/2018 02/28/2018 765,000.00	764,945.00 0.00 0.00 764,945.00	904.40 1,695.75 904.40 1,695.75	0.00 0.00 0.00 1,695.75	1,695.75
47788EAC2	John Deere Owner Trust 2018-B A3 3.08% Due 11/15/2022	07/18/2018 07/25/2018 2,360,000.00	2,359,821.11 0.00 0.00 2,359,821.11	3,230.58 6,057.33 3,230.58 6,057.33	0.00 0.00 0.00 6,057.33	6,057.33
47789JAD8	John Deere Owner Trust 2019-A A3 2.91% Due 07/17/2023	08/27/2019 08/29/2019 2,500,000.00	2,552,050.78 0.00 0.00 2,552,050.78	3,233.33 6,062.50 3,233.33 6,062.50	0.00 0.00 0.00 6,062.50	6,062.50
48128BAB7	JP Morgan Chase & Co Callable Note 1X 1/15/2022 2.972% Due 01/15/2023	Various Various 3,250,000.00	3,228,657.50 0.00 0.00 3,228,657.50	20,391.23 0.00 28,440.39 8,049.16	0.00 0.00 0.00 8,049.16	8,049.16

City of Corona Consolidated

Account #10003

Income Earned

As of October 31, 2019



CUSIP	Security Description	Trade Date Settle Date Units	Book Value: Begin Book Value: Acq Book Value: Disp Book Value: End	Prior Accrued Inc. Received Ending Accrued Total Interest	Accr. Of Discount Amort. Of Premium Net Accret/Amort Income Earned	Total Income
594918BG8	Microsoft Callable Note Cont. 10/3/2020 2% Due 11/03/2020	10/29/2015 11/03/2015 1,035,000.00	1,034,172.00 0.00 0.00 1,034,172.00	8,510.00 0.00 10,235.00 1,725.00	0.00 0.00 0.00 1,725.00	1,725.00
594918BP8	Microsoft Callable Note Cont 7/8/2021 1.55% Due 08/08/2021	Various 08/08/2016 1,875,000.00	1,872,774.45 0.00 0.00 1,872,774.45	4,278.65 0.00 6,700.52 2,421.87	0.00 0.00 0.00 2,421.87	2,421.87
654747AD6	Nissan Auto Receivables Trust 2017-A A3 1.74% Due 08/16/2021	12/27/2017 12/29/2017 465,390.81	515,964.93 0.00 53,537.34 462,427.59	376.47 752.94 337.41 713.88	0.00 0.00 0.00 713.88	713.88
65479JAD5	Nissan Auto Receivables Owner 2019-C A3 1.93% Due 07/15/2024	10/16/2019 10/23/2019 2,170,000.00	0.00 2,169,885.42 0.00 2,169,885.42	0.00 0.00 930.69 930.69	0.00 0.00 0.00 930.69	930.69
68389XBK0	Oracle Corp Callable Note Cont 8/15/2021 1.9% Due 09/15/2021	Various Various 3,325,000.00	3,255,728.25 0.00 0.00 3,255,728.25	2,807.77 0.00 8,072.36 5,264.59	0.00 0.00 0.00 5,264.59	5,264.59
69353RFE3	PNC Bank Callable Note Cont 6/28/2022 2.45% Due 07/28/2022	07/25/2017 07/28/2017 3,050,000.00	3,049,725.50 0.00 0.00 3,049,725.50	13,076.88 0.00 19,303.96 6,227.08	0.00 0.00 0.00 6,227.08	6,227.08
69371RP59	Paccar Financial Corp Note 3.4% Due 08/09/2023	08/06/2018 08/09/2018 2,300,000.00	2,299,057.00 0.00 0.00 2,299,057.00	11,295.56 0.00 17,812.22 6,516.66	0.00 0.00 0.00 6,516.66	6,516.66
69371RQ25	Paccar Financial Corp Note 2.15% Due 08/15/2024	08/08/2019 08/15/2019 715,000.00	713,419.85 0.00 0.00 713,419.85	1,964.26 0.00 3,245.31 1,281.05	0.00 0.00 0.00 1,281.05	1,281.05
747525AD5	Qualcomm Inc Note 2.25% Due 05/20/2020	06/11/2015 06/16/2015 2,400,000.00	2,373,420.00 0.00 0.00 2,373,420.00	19,650.00 0.00 24,150.00 4,500.00	0.00 0.00 0.00 4,500.00	4,500.00

City of Corona Consolidated

Account #10003

Income Earned

As of October 31, 2019



CUSIP	Security Description	Trade Date Settle Date Units	Book Value: Begin Book Value: Acq Book Value: Disp Book Value: End	Prior Accrued Inc. Received Ending Accrued Total Interest	Accr. Of Discount Amort. Of Premium Net Accret/Amort Income Earned	Total Income
78012KKU0	Royal Bank of Canada Note 2.5% Due 01/19/2021	12/11/2017 12/13/2017 2,400,000.00	2,409,096.00 0.00 0.00 2,409,096.00	12,000.00 0.00 17,000.00 5,000.00	0.00 0.00 0.00 5,000.00	5,000.00
808513AT2	Charles Schwab Corp Callable Note Cont 12/25/2022 2.65% Due 01/25/2023	Various Various 2,250,000.00	2,273,392.50 0.00 0.00 2,273,392.50	10,931.25 0.00 15,900.00 4,968.75	0.00 0.00 0.00 4,968.75	4,968.75
857477AV5	State Street Bank Note 1.95% Due 05/19/2021	Various Various 2,075,000.00	2,067,408.60 0.00 0.00 2,067,408.60	14,836.25 0.00 18,208.13 3,371.88	0.00 0.00 0.00 3,371.88	3,371.88
89114QC48	Toronto Dominion Bank Note 3.5% Due 07/19/2023	07/27/2018 07/31/2018 1,910,000.00	1,904,461.00 0.00 0.00 1,904,461.00	13,370.00 0.00 18,940.83 5,570.83	0.00 0.00 0.00 5,570.83	5,570.83
89114QCB2	Toronto Dominion Bank Note 3.25% Due 03/11/2024	03/26/2019 03/28/2019 1,270,000.00	1,286,078.20 0.00 0.00 1,286,078.20	2,293.06 0.00 5,732.64 3,439.58	0.00 0.00 0.00 3,439.58	3,439.58
89236TDP7	Toyota Motor Credit Corp Note 2.6% Due 01/11/2022	Various Various 3,100,000.00	3,038,938.00 0.00 0.00 3,038,938.00	17,911.11 0.00 24,627.78 6,716.67	0.00 0.00 0.00 6,716.67	6,716.67
89238BAB8	Toyota Auto Receivables Trust 2018-A A2A 2.1% Due 10/15/2020	01/23/2018 01/31/2018 203,145.23	388,061.30 0.00 184,936.83 203,124.47	362.23 679.18 189.60 506.55	0.00 0.00 0.00 506.55	506.55
89238TAD5	Toyota Auto Receivables Trust 2018-B A3 2.96% Due 09/15/2022	07/25/2019 07/29/2019 3,000,000.00	3,031,757.81 0.00 0.00 3,031,757.81	3,946.67 7,400.00 3,946.67 7,400.00	0.00 0.00 0.00 7,400.00	7,400.00
91159HHP8	US Bancorp Callable Cont 12/23/2021 2.625% Due 01/24/2022	01/19/2017 01/24/2017 1,250,000.00	1,247,850.00 0.00 0.00 1,247,850.00	6,106.77 0.00 8,841.15 2,734.38	0.00 0.00 0.00 2,734.38	2,734.38

City of Corona Consolidated

Account #10003

Income Earned

As of October 31, 2019



CUSIP	Security Description	Trade Date Settle Date Units	Book Value: Begin Book Value: Acq Book Value: Disp Book Value: End	Prior Accrued Inc. Received Ending Accrued Total Interest	Accr. Of Discount Amort. Of Premium Net Accret/Amort Income Earned	Total Income
912828B66	US Treasury Note 2.75% Due 02/15/2024	Various Various 5,000,000.00	5,121,796.88 0.00 0.00 5,121,796.88	17,561.14 0.00 29,144.02 11,582.88	0.00 0.00 0.00 11,582.88	11,582.88
912828B90	US Treasury Note 2% Due 02/28/2021	Various Various 4,500,000.00	4,578,823.67 0.00 0.00 4,578,823.67	7,664.84 0.00 15,329.66 7,664.82	0.00 0.00 0.00 7,664.82	7,664.82
912828J43	US Treasury Note 1.75% Due 02/28/2022	03/13/2017 03/15/2017 4,350,000.00	4,271,340.74 0.00 0.00 4,271,340.74	6,483.17 0.00 12,966.35 6,483.18	0.00 0.00 0.00 6,483.18	6,483.18
912828L24	US Treasury Note 1.875% Due 08/31/2022	10/17/2017 10/18/2017 4,500,000.00	4,478,906.25 0.00 0.00 4,478,906.25	7,185.78 0.00 14,371.57 7,185.79	0.00 0.00 0.00 7,185.79	7,185.79
912828L32	US Treasury Note 1.375% Due 08/31/2020	09/29/2015 09/30/2015 1,500,000.00	1,500,473.77 0.00 0.00 1,500,473.77	1,756.52 0.00 3,513.05 1,756.53	0.00 0.00 0.00 1,756.53	1,756.53
912828L99	US Treasury Note 1.375% Due 10/31/2020	11/23/2015 11/24/2015 3,900,000.00	3,838,923.22 0.00 0.00 3,838,923.22	22,440.90 26,812.50 147.32 4,518.92	0.00 0.00 0.00 4,518.92	4,518.92
912828N30	US Treasury Note 2.125% Due 12/31/2022	01/25/2018 01/26/2018 4,800,000.00	4,725,375.00 0.00 0.00 4,725,375.00	25,777.17 0.00 34,369.57 8,592.40	0.00 0.00 0.00 8,592.40	8,592.40
912828N89	US Treasury Note 1.375% Due 01/31/2021	03/09/2016 03/11/2016 4,000,000.00	3,996,107.15 0.00 0.00 3,996,107.15	9,266.30 0.00 13,899.46 4,633.16	0.00 0.00 0.00 4,633.16	4,633.16
912828Q37	US Treasury Note 1.25% Due 03/31/2021	12/13/2016 12/14/2016 2,700,000.00	2,637,466.08 0.00 0.00 2,637,466.08	92.21 0.00 2,950.82 2,858.61	0.00 0.00 0.00 2,858.61	2,858.61

City of Corona Consolidated

Account #10003

Income Earned

As of October 31, 2019



CUSIP	Security Description	Trade Date Settle Date Units	Book Value: Begin Book Value: Acq Book Value: Disp Book Value: End	Prior Accrued Inc. Received Ending Accrued Total Interest	Accr. Of Discount Amort. Of Premium Net Accret/Amort Income Earned	Total Income
912828T34	US Treasury Note 1.125% Due 09/30/2021	11/09/2016 11/10/2016 4,125,000.00	4,055,243.31 0.00 0.00 4,055,243.31	126.79 0.00 4,057.38 3,930.59	0.00 0.00 0.00 3,930.59	3,930.59
912828T91	US Treasury Note 1.625% Due 10/31/2023	05/29/2019 05/30/2019 5,000,000.00	4,909,960.94 0.00 0.00 4,909,960.94	34,001.36 40,625.00 223.21 6,846.85	0.00 0.00 0.00 6,846.85	6,846.85
912828V23	US Treasury Note 2.25% Due 12/31/2023	06/21/2019 06/24/2019 4,500,000.00	4,588,417.97 0.00 0.00 4,588,417.97	25,587.64 0.00 34,116.85 8,529.21	0.00 0.00 0.00 8,529.21	8,529.21
912828X70	US Treasury Note 2% Due 04/30/2024	06/10/2019 06/11/2019 2,400,000.00	2,408,437.50 0.00 0.00 2,408,437.50	20,086.96 24,000.00 131.87 4,044.91	0.00 0.00 0.00 4,044.91	4,044.91
912828XG0	US Treasury Note 2.125% Due 06/30/2022	08/15/2017 08/17/2017 4,000,000.00	4,056,732.15 0.00 0.00 4,056,732.15	21,480.98 0.00 28,641.30 7,160.32	0.00 0.00 0.00 7,160.32	7,160.32
912828XX3	US Treasury Note 2% Due 06/30/2024	07/30/2019 07/31/2019 2,500,000.00	2,515,722.66 0.00 0.00 2,515,722.66	12,635.87 0.00 16,847.83 4,211.96	0.00 0.00 0.00 4,211.96	4,211.96
92348AAA3	Verizon Owner Trust 2019-C A1A 1.94% Due 04/22/2024	10/01/2019 10/08/2019 1,390,000.00	0.00 1,389,892.83 0.00 1,389,892.83	0.00 0.00 1,722.83 1,722.83	0.00 0.00 0.00 1,722.83	1,722.83
931142EK5	Wal-Mart Stores Callable Note Cont 5/26/2023 3.4% Due 06/26/2023	05/08/2019 05/13/2019 2,000,000.00	2,056,900.00 0.00 0.00 2,056,900.00	17,944.44 0.00 23,611.11 5,666.67	0.00 0.00 0.00 5,666.67	5,666.67
94974BGF1	Wells Fargo Corp Note 2.15% Due 01/30/2020	01/26/2015 02/02/2015 2,575,000.00	2,572,198.40 0.00 0.00 2,572,198.40	9,380.86 0.00 13,994.41 4,613.55	0.00 0.00 0.00 4,613.55	4,613.55

City of Corona Consolidated

Account #10003

Income Earned

As of October 31, 2019



CUSIP	Security Description	Trade Date Settle Date Units	Book Value: Begin Book Value: Acq Book Value: Disp Book Value: End	Prior Accrued Inc. Received Ending Accrued Total Interest	Accr. Of Discount Amort. Of Premium Net Accret/Amort Income Earned	Total Income
			273,062,805.85	1,186,311.41	0.00	
			9,098,974.90	373,029.75	0.00	
			2,894,478.06	1,335,749.45	0.00	
Total Fixed Income		278,756,046.47	279,267,302.69	522,467.79	522,467.79	522,467.79
CASH & EQUIVALENT						
60934N807	Federated Investors Govt Oblig Fund Inst.	Various Various 325,753.40	3,635,931.77 5,238,291.55 8,548,469.92 325,753.40	0.00 789.33 0.00 789.33	0.00 0.00 0.00 789.33	789.33
62479MXN8	MUFG Bank Ltd/NY Discount CP Due 10/22/2019	06/26/2019 06/27/2019 0.00	2,481,556.25 0.00 2,481,556.25 0.00	15,133.33 18,443.75 0.00 3,310.42	0.00 0.00 0.00 3,310.42	3,310.42
62479MZG1	MUFG Bank Ltd/NY Discount CP 1.77% Due 12/16/2019	10/31/2019 10/31/2019 5,000,000.00	0.00 4,988,691.67 0.00 4,988,691.67	0.00 0.00 245.83 245.83	0.00 0.00 0.00 245.83	245.83
			6,117,488.02	15,133.33	0.00	
			10,226,983.22	19,233.08	0.00	
			11,030,026.17	245.83	0.00	
Total Cash & Equivalent		5,325,753.40	5,314,445.07	4,345.58	4,345.58	4,345.58

City of Corona Consolidated

Account #10003

Income Earned

As of October 31, 2019



CUSIP	Security Description	Trade Date Settle Date Units	Book Value: Begin Book Value: Acq Book Value: Disp Book Value: End	Prior Accrued Inc. Received Ending Accrued Total Interest	Accr. Of Discount Amort. Of Premium Net Accret/Amort Income Earned	Total Income
LOCAL AGENCY INVESTMENT FUND						
90LAIF\$00	Local Agency Investment Fund State Pool	Various Various 22,496,183.58	28,487,356.15 12,608,827.43 18,600,000.00 22,496,183.58	200,369.58 208,827.43 46,906.39 55,364.24	0.00 0.00 0.00 55,364.24	55,364.24
			28,487,356.15	200,369.58	0.00	
			12,608,827.43	208,827.43	0.00	
			18,600,000.00	46,906.39	0.00	
Total Local Agency Investment Fund		22,496,183.58	22,496,183.58	55,364.24	55,364.24	55,364.24
			307,667,650.02	1,401,814.32	0.00	
			31,934,785.55	601,090.26	0.00	
			32,524,504.23	1,382,901.67	0.00	
TOTAL PORTFOLIO		306,577,983.45	307,077,931.34	582,177.61	582,177.61	582,177.61

City of Corona Consolidated

Account #10003

Cash Flow Report

As of October 31, 2019



Payment Date	Transaction Type	CUSIP	Quantity	Security Description	Principal Amount	Income	Total Amount
11/03/2019	Interest	037833AK6	2,215,000.00	Apple Inc Note 2.4% Due 5/3/2023	0.00	26,580.00	26,580.00
11/03/2019	Interest	594918BG8	1,035,000.00	Microsoft Callable Note Cont. 10/3/2020 2% Due 11/3/2020	0.00	10,350.00	10,350.00
11/03/2019	Interest	00440EAT4	2,545,000.00	Chubb INA Holdings Inc Callable Note Cont 10/3/2020 2.3% Due 11/3/2020	0.00	29,267.50	29,267.50
11/06/2019	Interest	3135G0K69	3,300,000.00	FNMA Note 1.25% Due 5/6/2021	0.00	20,625.00	20,625.00
11/11/2019	Interest	369550BE7	2,970,000.00	General Dynamics Corp Note 3% Due 5/11/2021	0.00	44,550.00	44,550.00
11/15/2019	Interest	02587AAJ3	2,350,000.00	American Express Credit Trust 2017-1 A 1.93% Due 9/15/2022	0.00	3,779.58	3,779.58
11/15/2019	Paydown	47788BAD6	263,174.72	John Deere Owner Trust 2017-B A3 1.82% Due 10/15/2021	19,222.37	399.15	19,621.52
11/15/2019	Paydown	47788EAC2	2,360,000.00	John Deere Owner Trust 2018-B A3 3.08% Due 11/15/2022	60,863.52	6,057.33	66,920.85
11/15/2019	Paydown	89238BAB8	203,145.23	Toyota Auto Receivables Trust 2018-A A2A 2.1% Due 10/15/2020	22,461.60	355.50	22,817.10
11/15/2019	Paydown	43811BAC8	1,470,335.71	Honda Auto Receivables Trust 2017-2 A3 1.68% Due 8/16/2021	62,948.66	2,058.47	65,007.13
11/15/2019	Paydown	43815NAC8	2,030,000.00	Honda Auto Receivables Trust 2019-3 A3 1.78% Due 8/15/2023	87,440.65	3,011.17	90,451.82
11/15/2019	Paydown	47788CAC6	765,000.00	John Deere Owner Trust 2018-A A3 2.66% Due 4/18/2022	23,960.08	1,695.75	25,655.83
11/15/2019	Paydown	65479JAD5	2,170,000.00	Nissan Auto Receivables Owner 2019-C A3 1.93% Due 7/15/2024	35,723.85	2,559.39	38,283.24
11/15/2019	Paydown	477870AC3	1,010,000.00	John Deere Owner Trust 2019-B A3 2.21% Due 12/15/2023	19,187.20	1,860.08	21,047.28
11/15/2019	Paydown	47789JAD8	2,500,000.00	John Deere Owner Trust 2019-A A3 2.91% Due 7/17/2023	51,507.38	6,062.50	57,569.88
11/15/2019	Paydown	89238TAD5	3,000,000.00	Toyota Auto Receivables Trust 2018-B A3 2.96% Due 9/15/2022	246,086.53	7,400.00	253,486.53

City of Corona Consolidated

Account #10003

Cash Flow Report

As of October 31, 2019



Payment Date	Transaction Type	CUSIP	Quantity	Security Description	Principal Amount	Income	Total Amount
11/16/2019	Paydown	654747AD6	465,390.81	Nissan Auto Receivables Trust 2017-A A3 1.74% Due 8/16/2021	20,760.90	674.82	21,435.72
11/17/2019	Interest	3137EAEK1	3,100,000.00	FHLMC Note 1.875% Due 11/17/2020	0.00	29,062.50	29,062.50
11/18/2019	Interest	404280BS7	2,000,000.00	HSBC Holdings PLC Callable Note 1X 5/18/2023 3.95% Due 5/18/2024	0.00	39,500.00	39,500.00
11/19/2019	Interest	857477AV5	2,075,000.00	State Street Bank Note 1.95% Due 5/19/2021	0.00	20,231.25	20,231.25
11/19/2019	Paydown	3137BFDQ1	0.00	FHLMC K717 A2 2.991% Due 9/25/2021	0.00	5,296.56	5,296.56
11/19/2019	Paydown	3137B5JM6	0.00	FHLMC K034 A2 3.531% Due 7/25/2023	0.00	11,328.63	11,328.63
11/19/2019	Paydown	3137BDCC7	0.00	FHLMC K716 A2 3.13% Due 6/25/2021	0.00	3,221.29	3,221.29
11/19/2019	Paydown	3137BM6P6	0.00	FHLMC K721 A2 3.09% Due 8/25/2022	0.00	10,300.00	10,300.00
11/19/2019	Paydown	3137BYPQ7	0.00	FHLMC K726 A2 2.905% Due 4/25/2024	0.00	9,683.33	9,683.33
11/20/2019	Interest	747525AD5	2,400,000.00	Qualcomm Inc Note 2.25% Due 5/20/2020	0.00	27,000.00	27,000.00
11/20/2019	Paydown	92348AAA3	1,390,000.00	Verizon Owner Trust 2019-C A1A 1.94% Due 4/22/2024	23,769.61	3,146.03	26,915.64
11/21/2019	Paydown	43815HAC1	2,025,000.00	Honda Auto Receivables Trust 2018-3 A3 2.95% Due 8/22/2022	154,454.35	4,978.13	159,432.48
11/25/2019	Interest	3137B5JM6	3,850,000.00	FHLMC K034 A2 3.531% Due 7/25/2023	0.00	11,328.63	11,328.63
11/25/2019	Interest	404280BA6	1,200,000.00	HSBC Holdings PLC Note 3.6% Due 5/25/2023	0.00	21,600.00	21,600.00
11/25/2019	Interest	3137B7MZ9	3,750,000.00	FHLMC K036 A2 3.527% Due 10/25/2023	0.00	11,021.87	11,021.87
11/25/2019	Interest	3137BM6P6	4,000,000.00	FHLMC K721 A2 3.09% Due 8/25/2022	0.00	10,300.00	10,300.00
11/25/2019	Interest	3137BYPQ7	4,000,000.00	FHLMC K726 A2 2.905% Due 4/25/2024	0.00	9,683.33	9,683.33

City of Corona Consolidated

Account #10003

Cash Flow Report

As of October 31, 2019



Payment Date	Transaction Type	CUSIP	Quantity	Security Description	Principal Amount	Income	Total Amount
11/25/2019	Paydown	3137BFDQ1	2,125,000.00	FHLMC K717 A2 2.991% Due 9/25/2021	0.00	5,296.56	5,296.56
11/25/2019	Paydown	3137B4WB8	3,350,000.00	FHLMC K033 A2 3.06% Due 7/25/2023	69,538.49	8,542.50	78,080.99
11/30/2019	Interest	3135G0F73	4,100,000.00	FNMA Note 1.5% Due 11/30/2020	0.00	30,750.00	30,750.00
NOV 2019					897,925.19	439,556.85	1,337,482.04
12/05/2019	Interest	437076BQ4	1,140,000.00	Home Depot Note 1.8% Due 6/5/2020	0.00	10,260.00	10,260.00
12/08/2019	Interest	3130A0F70	3,500,000.00	FHLB Note 3.375% Due 12/8/2023	0.00	59,062.50	59,062.50
12/11/2019	Interest	313379RB7	2,500,000.00	FHLB Note 1.875% Due 6/11/2021	0.00	23,437.50	23,437.50
12/14/2019	Interest	3130A1XJ2	5,500,000.00	FHLB Note 2.875% Due 6/14/2024	0.00	79,062.51	79,062.51
12/15/2019	Interest	02587AAJ3	2,350,000.00	American Express Credit Trust 2017-1 A 1.93% Due 9/15/2022	0.00	3,779.58	3,779.58
12/15/2019	Interest	097023BQ7	2,020,000.00	Boeing Co Callable Note Cont 4/15/2023 1.875% Due 6/15/2023	0.00	18,937.50	18,937.50
12/15/2019	Paydown	43811BAC8	1,470,335.71	Honda Auto Receivables Trust 2017-2 A3 1.68% Due 8/16/2021	63,036.79	1,970.34	65,007.13
12/15/2019	Paydown	65479JAD5	2,170,000.00	Nissan Auto Receivables Owner 2019-C A3 1.93% Due 7/15/2024	35,804.22	3,432.63	39,236.85
12/15/2019	Paydown	477870AC3	1,010,000.00	John Deere Owner Trust 2019-B A3 2.21% Due 12/15/2023	19,227.16	1,824.75	21,051.91
12/15/2019	Paydown	43815NAC8	2,030,000.00	Honda Auto Receivables Trust 2019-3 A3 1.78% Due 8/15/2023	85,754.80	2,881.46	88,636.26
12/15/2019	Paydown	47788CAC6	765,000.00	John Deere Owner Trust 2018-A A3 2.66% Due 4/18/2022	24,007.00	1,642.64	25,649.64
12/15/2019	Paydown	47789JAD8	2,500,000.00	John Deere Owner Trust 2019-A A3 2.91% Due 7/17/2023	51,629.29	5,937.59	57,566.88
12/15/2019	Paydown	89238BAB8	203,145.23	Toyota Auto Receivables Trust 2018-A A2A 2.1% Due 10/15/2020	21,465.54	316.20	21,781.74

City of Corona Consolidated

Account #10003

Cash Flow Report

As of October 31, 2019



Payment Date	Transaction Type	CUSIP	Quantity	Security Description	Principal Amount	Income	Total Amount
12/15/2019	Paydown	89238TAD5	3,000,000.00	Toyota Auto Receivables Trust 2018-B A3 2.96% Due 9/15/2022	237,052.32	6,792.99	243,845.31
12/15/2019	Paydown	47788BAD6	263,174.72	John Deere Owner Trust 2017-B A3 1.82% Due 10/15/2021	18,515.20	369.99	18,885.19
12/15/2019	Paydown	47788EAC2	2,360,000.00	John Deere Owner Trust 2018-B A3 3.08% Due 11/15/2022	61,020.90	5,901.12	66,922.02
12/16/2019	Maturity	62479MZG1	5,000,000.00	MUFG Bank Ltd/NY Discount CP 1.77% Due 12/16/2019	4,988,691.67	11,308.33	5,000,000.00
12/16/2019	Paydown	654747AD6	465,390.81	Nissan Auto Receivables Trust 2017-A A3 1.74% Due 8/16/2021	20,797.91	644.71	21,442.62
12/19/2019	Interest	3137BDCC7	1,235,000.00	FHLMC K716 A2 3.13% Due 6/25/2021	0.00	3,221.29	3,221.29
12/19/2019	Interest	3137EAEN5	4,550,000.00	FHLMC Note 2.75% Due 6/19/2023	0.00	62,562.50	62,562.50
12/20/2019	Paydown	92348AAA3	1,390,000.00	Verizon Owner Trust 2019-C A1A 1.94% Due 4/22/2024	23,823.09	2,208.74	26,031.83
12/21/2019	Paydown	43815HAC1	2,025,000.00	Honda Auto Receivables Trust 2018-3 A3 2.95% Due 8/22/2022	149,001.20	4,598.42	153,599.62
12/22/2019	Interest	3135G0D75	4,000,000.00	FNMA Note 1.5% Due 6/22/2020	0.00	30,000.00	30,000.00
12/24/2019	Interest	166764AH3	3,000,000.00	Chevron Corp Callable Note Cont 3/24/2023 3.191% Due 6/24/2023	0.00	47,865.00	47,865.00
12/25/2019	Interest	3137BM6P6	4,000,000.00	FHLMC K721 A2 3.09% Due 8/25/2022	0.00	10,300.00	10,300.00
12/25/2019	Interest	3137BYPQ7	4,000,000.00	FHLMC K726 A2 2.905% Due 4/25/2024	0.00	9,683.33	9,683.33
12/25/2019	Interest	3137B5JM6	3,850,000.00	FHLMC K034 A2 3.531% Due 7/25/2023	0.00	11,328.63	11,328.63
12/25/2019	Interest	3137B7MZ9	3,750,000.00	FHLMC K036 A2 3.527% Due 10/25/2023	0.00	11,021.87	11,021.87
12/25/2019	Paydown	3137B4WB8	3,350,000.00	FHLMC K033 A2 3.06% Due 7/25/2023	69,751.80	8,365.18	78,116.98
12/25/2019	Paydown	3137BFDQ1	2,125,000.00	FHLMC K717 A2 2.991% Due 9/25/2021	0.00	5,296.56	5,296.56

City of Corona Consolidated

Account #10003

Cash Flow Report

As of October 31, 2019



Payment Date	Transaction Type	CUSIP	Quantity	Security Description	Principal Amount	Income	Total Amount
12/26/2019	Interest	931142EK5	2,000,000.00	Wal-Mart Stores Callable Note Cont 5/26/2023 3.4% Due 6/26/2023	0.00	34,000.00	34,000.00
12/31/2019	Interest	912828V23	4,500,000.00	US Treasury Note 2.25% Due 12/31/2023	0.00	50,625.00	50,625.00
12/31/2019	Interest	912828N30	4,800,000.00	US Treasury Note 2.125% Due 12/31/2022	0.00	51,000.00	51,000.00
12/31/2019	Interest	912828XG0	4,000,000.00	US Treasury Note 2.125% Due 6/30/2022	0.00	42,500.00	42,500.00
12/31/2019	Interest	912828XX3	2,500,000.00	US Treasury Note 2% Due 6/30/2024	0.00	25,000.00	25,000.00
DEC 2019					5,869,578.89	647,138.86	6,516,717.75
01/05/2020	Interest	3135G0S38	4,000,000.00	FNMA Note 2% Due 1/5/2022	0.00	40,000.00	40,000.00
01/11/2020	Interest	89236TDP7	3,100,000.00	Toyota Motor Credit Corp Note 2.6% Due 1/11/2022	0.00	40,300.00	40,300.00
01/14/2020	Interest	02665WCJ8	930,000.00	American Honda Finance Note 3.45% Due 7/14/2023	0.00	16,042.50	16,042.50
01/14/2020	Interest	3130A8QS5	2,900,000.00	FHLB Note 1.125% Due 7/14/2021	0.00	16,312.50	16,312.50
01/15/2020	Dividend	90LAIF\$00	782,549,279.53	Local Agency Investment Fund State Pool	0.00	47,002.18	47,002.18
01/15/2020	Interest	48128BAB7	3,250,000.00	JP Morgan Chase & Co Callable Note 1X 1/15/2022 2.972% Due 1/15/2023	0.00	48,295.00	48,295.00
01/15/2020	Interest	02587AAJ3	2,350,000.00	American Express Credit Trust 2017-1 A 1.93% Due 9/15/2022	0.00	3,779.58	3,779.58
01/15/2020	Paydown	47788BAD6	263,174.72	John Deere Owner Trust 2017-B A3 1.82% Due 10/15/2021	17,806.57	341.91	18,148.48
01/15/2020	Paydown	47788EAC2	2,360,000.00	John Deere Owner Trust 2018-B A3 3.08% Due 11/15/2022	61,178.69	5,744.50	66,923.19
01/15/2020	Paydown	43815NAC8	2,030,000.00	Honda Auto Receivables Trust 2019-3 A3 1.78% Due 8/15/2023	84,064.83	2,754.26	86,819.09
01/15/2020	Paydown	47788CAC6	765,000.00	John Deere Owner Trust 2018-A A3 2.66% Due 4/18/2022	24,054.02	1,589.42	25,643.44

City of Corona Consolidated

Account #10003

Cash Flow Report

As of October 31, 2019



Payment Date	Transaction Type	CUSIP	Quantity	Security Description	Principal Amount	Income	Total Amount
01/15/2020	Paydown	47789JAD8	2,500,000.00	John Deere Owner Trust 2019-A A3 2.91% Due 7/17/2023	51,751.48	5,812.39	57,563.87
01/15/2020	Paydown	65479JAD5	2,170,000.00	Nissan Auto Receivables Owner 2019-C A3 1.93% Due 7/15/2024	35,884.79	3,375.04	39,259.83
01/15/2020	Paydown	89238BAB8	203,145.23	Toyota Auto Receivables Trust 2018-A A2A 2.1% Due 10/15/2020	20,466.54	278.63	20,745.17
01/15/2020	Paydown	43811BAC8	1,470,335.71	Honda Auto Receivables Trust 2017-2 A3 1.68% Due 8/16/2021	63,125.04	1,882.09	65,007.13
01/15/2020	Paydown	89238TAD5	3,000,000.00	Toyota Auto Receivables Trust 2018-B A3 2.96% Due 9/15/2022	227,982.79	6,208.26	234,191.05
01/15/2020	Paydown	477870AC3	1,010,000.00	John Deere Owner Trust 2019-B A3 2.21% Due 12/15/2023	19,267.22	1,789.34	21,056.56
01/16/2020	Paydown	654747AD6	465,390.81	Nissan Auto Receivables Trust 2017-A A3 1.74% Due 8/16/2021	20,834.98	614.56	21,449.54
01/18/2020	Interest	4581X0CW6	4,000,000.00	Inter-American Dev Bank Note 2.125% Due 1/18/2022	0.00	42,500.00	42,500.00
01/19/2020	Interest	78012KKU0	2,400,000.00	Royal Bank of Canada Note 2.5% Due 1/19/2021	0.00	30,000.00	30,000.00
01/19/2020	Interest	3137BDDC7	1,235,000.00	FHLMC K716 A2 3.13% Due 6/25/2021	0.00	3,221.29	3,221.29
01/19/2020	Interest	3135G0T94	5,500,000.00	FNMA Note 2.375% Due 1/19/2023	0.00	65,312.50	65,312.50
01/19/2020	Interest	89114QC48	1,910,000.00	Toronto Dominion Bank Note 3.5% Due 7/19/2023	0.00	33,425.00	33,425.00
01/20/2020	Paydown	92348AAA3	1,390,000.00	Verizon Owner Trust 2019-C A1A 1.94% Due 4/22/2024	23,876.69	2,170.23	26,046.92
01/21/2020	Paydown	43815HAC1	2,025,000.00	Honda Auto Receivables Trust 2018-3 A3 2.95% Due 8/22/2022	143,527.75	4,232.13	147,759.88
01/24/2020	Interest	91159HHP8	1,250,000.00	US Bancorp Callable Cont 12/23/2021 2.625% Due 1/24/2022	0.00	16,406.25	16,406.25
01/25/2020	Interest	3137B5JM6	3,850,000.00	FHLMC K034 A2 3.531% Due 7/25/2023	0.00	11,328.63	11,328.63
01/25/2020	Interest	45950KCM0	1,685,000.00	International Finance Corp Note 2.25% Due 1/25/2021	0.00	18,956.25	18,956.25

City of Corona Consolidated

Account #10003

Cash Flow Report

As of October 31, 2019



Payment Date	Transaction Type	CUSIP	Quantity	Security Description	Principal Amount	Income	Total Amount
01/25/2020	Interest	3137BM6P6	4,000,000.00	FHLMC K721 A2 3.09% Due 8/25/2022	0.00	10,300.00	10,300.00
01/25/2020	Interest	808513AT2	2,250,000.00	Charles Schwab Corp Callable Note Cont 12/25/2022 2.65% Due 1/25/2023	0.00	29,812.50	29,812.50
01/25/2020	Interest	3137B7MZ9	3,750,000.00	FHLMC K036 A2 3.527% Due 10/25/2023	0.00	11,021.87	11,021.87
01/25/2020	Interest	3137BYPQ7	4,000,000.00	FHLMC K726 A2 2.905% Due 4/25/2024	0.00	9,683.33	9,683.33
01/25/2020	Paydown	3137BFDQ1	2,125,000.00	FHLMC K717 A2 2.991% Due 9/25/2021	0.00	5,296.56	5,296.56
01/25/2020	Paydown	3137B4WB8	3,350,000.00	FHLMC K033 A2 3.06% Due 7/25/2023	69,965.76	8,187.31	78,153.07
01/28/2020	Interest	69353RFE3	3,050,000.00	PNC Bank Callable Note Cont 6/28/2022 2.45% Due 7/28/2022	0.00	37,362.50	37,362.50
01/30/2020	Maturity	94974BGF1	2,575,000.00	Wells Fargo Corp Note 2.15% Due 1/30/2020	2,575,000.00	27,681.25	2,602,681.25
01/31/2020	Interest	912828N89	4,000,000.00	US Treasury Note 1.375% Due 1/31/2021	0.00	27,500.00	27,500.00
JAN 2020					3,438,787.15	636,519.76	4,075,306.91
02/08/2020	Interest	594918BP8	1,875,000.00	Microsoft Callable Note Cont 7/8/2021 1.55% Due 8/8/2021	0.00	14,531.25	14,531.25
02/09/2020	Interest	69371RP59	2,300,000.00	Paccar Financial Corp Note 3.4% Due 8/9/2023	0.00	39,100.00	39,100.00
02/11/2020	Interest	06406RAJ6	3,254,000.00	Bank of NY Mellon Corp Note 3.45% Due 8/11/2023	0.00	56,131.50	56,131.50
02/12/2020	Interest	3137EAEC9	4,125,000.00	FHLMC Note 1.125% Due 8/12/2021	0.00	23,203.13	23,203.13
02/15/2020	Interest	912828B66	5,000,000.00	US Treasury Note 2.75% Due 2/15/2024	0.00	68,750.00	68,750.00
02/15/2020	Interest	69371RQ25	715,000.00	Paccar Financial Corp Note 2.15% Due 8/15/2024	0.00	7,686.25	7,686.25
02/15/2020	Maturity	22160KAG0	1,630,000.00	Costco Wholesale Corp Note 1.75% Due 2/15/2020	1,630,000.00	14,262.50	1,644,262.50

City of Corona Consolidated

Account #10003

Cash Flow Report

As of October 31, 2019



Payment Date	Transaction Type	CUSIP	Quantity	Security Description	Principal Amount	Income	Total Amount
02/15/2020	Paydown	43811BAC8	1,470,335.71	Honda Auto Receivables Trust 2017-2 A3 1.68% Due 8/16/2021	63,213.41	1,793.72	65,007.13
02/15/2020	Paydown	477870AC3	1,010,000.00	John Deere Owner Trust 2019-B A3 2.21% Due 12/15/2023	19,307.37	1,753.85	21,061.22
02/15/2020	Paydown	47788BAD6	263,174.72	John Deere Owner Trust 2017-B A3 1.82% Due 10/15/2021	17,096.47	314.91	17,411.38
02/15/2020	Paydown	47788EAC2	2,360,000.00	John Deere Owner Trust 2018-B A3 3.08% Due 11/15/2022	61,336.89	5,587.47	66,924.36
02/15/2020	Paydown	47789JAD8	2,500,000.00	John Deere Owner Trust 2019-A A3 2.91% Due 7/17/2023	51,873.95	5,686.90	57,560.85
02/15/2020	Paydown	89238BAB8	203,145.23	Toyota Auto Receivables Trust 2018-A A2A 2.1% Due 10/15/2020	19,464.56	242.82	19,707.38
02/15/2020	Paydown	02587AAJ3	2,350,000.00	American Express Credit Trust 2017-1 A 1.93% Due 9/15/2022	2,350,000.00	3,779.58	2,353,779.58
02/15/2020	Paydown	43815NAC8	2,030,000.00	Honda Auto Receivables Trust 2019-3 A3 1.78% Due 8/15/2023	82,370.75	2,629.56	85,000.31
02/15/2020	Paydown	47788CAC6	765,000.00	John Deere Owner Trust 2018-A A3 2.66% Due 4/18/2022	24,101.13	1,536.10	25,637.23
02/15/2020	Paydown	65479JAD5	2,170,000.00	Nissan Auto Receivables Owner 2019-C A3 1.93% Due 7/15/2024	35,965.52	3,317.33	39,282.85
02/15/2020	Paydown	89238TAD5	3,000,000.00	Toyota Auto Receivables Trust 2018-B A3 2.96% Due 9/15/2022	218,877.82	5,645.90	224,523.72
02/16/2020	Paydown	654747AD6	465,390.81	Nissan Auto Receivables Trust 2017-A A3 1.74% Due 8/16/2021	20,872.12	584.35	21,456.47
02/17/2020	Interest	3135G0N82	4,100,000.00	FNMA Note 1.25% Due 8/17/2021	0.00	25,625.00	25,625.00
02/18/2020	Interest	3130A7CV5	3,420,000.00	FHLB Note 1.375% Due 2/18/2021	0.00	23,512.50	23,512.50
02/19/2020	Interest	3137BDDC7	1,235,000.00	FHLMC K716 A2 3.13% Due 6/25/2021	0.00	3,221.29	3,221.29
02/20/2020	Paydown	92348AAA3	1,390,000.00	Verizon Owner Trust 2019-C A1A 1.94% Due 4/22/2024	23,930.42	2,131.62	26,062.04
02/21/2020	Paydown	43815HAC1	2,025,000.00	Honda Auto Receivables Trust 2018-3 A3 2.95% Due 8/22/2022	138,033.97	3,879.29	141,913.26

City of Corona Consolidated

Account #10003

Cash Flow Report

As of October 31, 2019



Payment Date	Transaction Type	CUSIP	Quantity	Security Description	Principal Amount	Income	Total Amount
02/25/2020	Interest	3137B5JM6	3,850,000.00	FHLMC K034 A2 3.531% Due 7/25/2023	0.00	11,328.63	11,328.63
02/25/2020	Interest	3137B7MZ9	3,750,000.00	FHLMC K036 A2 3.527% Due 10/25/2023	0.00	11,021.87	11,021.87
02/25/2020	Interest	3137BM6P6	4,000,000.00	FHLMC K721 A2 3.09% Due 8/25/2022	0.00	10,300.00	10,300.00
02/25/2020	Interest	3137BYPQ7	4,000,000.00	FHLMC K726 A2 2.905% Due 4/25/2024	0.00	9,683.33	9,683.33
02/25/2020	Paydown	3137B4WB8	3,350,000.00	FHLMC K033 A2 3.06% Due 7/25/2023	70,180.38	8,008.90	78,189.28
02/25/2020	Paydown	3137BFDQ1	2,125,000.00	FHLMC K717 A2 2.991% Due 9/25/2021	0.00	5,296.56	5,296.56
02/26/2020	Interest	3135G0J20	4,050,000.00	FNMA Note 1.375% Due 2/26/2021	0.00	27,843.75	27,843.75
02/29/2020	Interest	912828L32	1,500,000.00	US Treasury Note 1.375% Due 8/31/2020	0.00	10,312.50	10,312.50
02/29/2020	Interest	912828L24	4,500,000.00	US Treasury Note 1.875% Due 8/31/2022	0.00	42,187.50	42,187.50
02/29/2020	Interest	912828B90	4,500,000.00	US Treasury Note 2% Due 2/28/2021	0.00	45,000.00	45,000.00
02/29/2020	Interest	912828J43	4,350,000.00	US Treasury Note 1.75% Due 2/28/2022	0.00	38,062.50	38,062.50
FEB 2020					4,826,624.76	533,952.36	5,360,577.12
03/01/2020	Interest	30231GAV4	2,700,000.00	Exxon Mobil Corp Callable Note Cont 2/1/2021 2.222% Due 3/1/2021	0.00	29,997.00	29,997.00
03/04/2020	Interest	24422ESL4	1,850,000.00	John Deere Capital Corp Note 2.8% Due 3/4/2021	0.00	25,900.00	25,900.00
03/04/2020	Interest	459058GA5	4,000,000.00	Intl. Bank Recon & Development Note 1.625% Due 9/4/2020	0.00	32,500.00	32,500.00
03/05/2020	Interest	06051GHF9	3,250,000.00	Bank of America Corp Callable Note 1X 3/5/2023 3.55% Due 3/5/2024	0.00	57,687.50	57,687.50
03/06/2020	Interest	24422ETG4	1,500,000.00	John Deere Capital Corp Note 2.8% Due 3/6/2023	0.00	21,000.00	21,000.00

City of Corona Consolidated

Account #10003

Cash Flow Report

As of October 31, 2019



Payment Date	Transaction Type	CUSIP	Quantity	Security Description	Principal Amount	Income	Total Amount
03/08/2020	Interest	3130A0XE5	1,000,000.00	FHLB Note 3.25% Due 3/8/2024	0.00	16,250.00	16,250.00
03/08/2020	Interest	3130AB3H7	4,000,000.00	FHLB Note 2.375% Due 3/8/2024	0.00	47,500.00	47,500.00
03/08/2020	Interest	44932HAC7	2,955,000.00	IBM Credit Corp Note 2.2% Due 9/8/2022	0.00	32,505.00	32,505.00
03/11/2020	Interest	89114QCB2	1,270,000.00	Toronto Dominion Bank Note 3.25% Due 3/11/2024	0.00	20,637.50	20,637.50
03/13/2020	Interest	3130A2UW4	4,000,000.00	FHLB Note 2.875% Due 9/13/2024	0.00	57,500.00	57,500.00
03/14/2020	Interest	4581X0CZ9	3,600,000.00	Inter-American Dev Bank Note 1.75% Due 9/14/2022	0.00	31,500.00	31,500.00
03/15/2020	Interest	084670BR8	2,500,000.00	Berkshire Hathaway Callable Note Cont 1/15/2023 2.75% Due 3/15/2023	0.00	34,375.00	34,375.00
03/15/2020	Interest	68389XBK0	3,325,000.00	Oracle Corp Callable Note Cont 8/15/2021 1.9% Due 9/15/2021	0.00	31,587.50	31,587.50
03/15/2020	Paydown	89238BAB8	203,145.23	Toyota Auto Receivables Trust 2018-A A2A 2.1% Due 10/15/2020	18,459.62	208.75	18,668.37
03/15/2020	Paydown	89238TAD5	3,000,000.00	Toyota Auto Receivables Trust 2018-B A3 2.96% Due 9/15/2022	209,737.30	5,106.00	214,843.30
03/15/2020	Paydown	43811BAC8	1,470,335.71	Honda Auto Receivables Trust 2017-2 A3 1.68% Due 8/16/2021	63,301.91	1,705.22	65,007.13
03/15/2020	Paydown	47788BAD6	263,174.72	John Deere Owner Trust 2017-B A3 1.82% Due 10/15/2021	16,384.92	288.98	16,673.90
03/15/2020	Paydown	47788EAC2	2,360,000.00	John Deere Owner Trust 2018-B A3 3.08% Due 11/15/2022	61,495.50	5,430.04	66,925.54
03/15/2020	Paydown	43815NAC8	2,030,000.00	Honda Auto Receivables Trust 2019-3 A3 1.78% Due 8/15/2023	80,672.54	2,507.38	83,179.92
03/15/2020	Paydown	47788CAC6	765,000.00	John Deere Owner Trust 2018-A A3 2.66% Due 4/18/2022	24,148.32	1,482.68	25,631.00
03/15/2020	Paydown	65479JAD5	2,170,000.00	Nissan Auto Receivables Owner 2019-C A3 1.93% Due 7/15/2024	36,046.45	3,259.48	39,305.93
03/15/2020	Paydown	477870AC3	1,010,000.00	John Deere Owner Trust 2019-B A3 2.21% Due 12/15/2023	19,347.58	1,718.30	21,065.88

City of Corona Consolidated

Account #10003

Cash Flow Report

As of October 31, 2019



Payment Date	Transaction Type	CUSIP	Quantity	Security Description	Principal Amount	Income	Total Amount
03/15/2020	Paydown	47789JAD8	2,500,000.00	John Deere Owner Trust 2019-A A3 2.91% Due 7/17/2023	51,996.72	5,561.10	57,557.82
03/16/2020	Paydown	654747AD6	465,390.81	Nissan Auto Receivables Trust 2017-A A3 1.74% Due 8/16/2021	20,909.33	554.08	21,463.41
03/19/2020	Interest	3137BDDC7	1,235,000.00	FHLMC K716 A2 3.13% Due 6/25/2021	0.00	3,221.29	3,221.29
03/20/2020	Paydown	92348AAA3	1,390,000.00	Verizon Owner Trust 2019-C A1A 1.94% Due 4/22/2024	23,984.25	2,092.94	26,077.19
03/21/2020	Paydown	43815HAC1	2,025,000.00	Honda Auto Receivables Trust 2018-3 A3 2.95% Due 8/22/2022	132,519.77	3,539.96	136,059.73
03/25/2020	Interest	3137BYPQ7	4,000,000.00	FHLMC K726 A2 2.905% Due 4/25/2024	0.00	9,683.33	9,683.33
03/25/2020	Interest	3137B5JM6	3,850,000.00	FHLMC K034 A2 3.531% Due 7/25/2023	0.00	11,328.63	11,328.63
03/25/2020	Interest	3137B7MZ9	3,750,000.00	FHLMC K036 A2 3.527% Due 10/25/2023	0.00	11,021.87	11,021.87
03/25/2020	Interest	3137BM6P6	4,000,000.00	FHLMC K721 A2 3.09% Due 8/25/2022	0.00	10,300.00	10,300.00
03/25/2020	Paydown	3137B4WB8	3,350,000.00	FHLMC K033 A2 3.06% Due 7/25/2023	70,395.66	7,829.94	78,225.60
03/25/2020	Paydown	3137BFDQ1	2,125,000.00	FHLMC K717 A2 2.991% Due 9/25/2021	0.00	5,296.56	5,296.56
03/31/2020	Interest	912828Q37	2,700,000.00	US Treasury Note 1.25% Due 3/31/2021	0.00	16,875.00	16,875.00
03/31/2020	Interest	912828T34	4,125,000.00	US Treasury Note 1.125% Due 9/30/2021	0.00	23,203.13	23,203.13
MAR 2020					829,399.87	571,154.16	1,400,554.03
04/01/2020	Interest	13063DRK6	3,385,000.00	California St TE-GO 2.4% Due 10/1/2024	0.00	35,429.67	35,429.67
04/05/2020	Interest	3135G0T45	4,650,000.00	FNMA Note 1.875% Due 4/5/2022	0.00	43,593.75	43,593.75
04/07/2020	Interest	3135G0Q89	3,925,000.00	FNMA Note 1.375% Due 10/7/2021	0.00	26,984.38	26,984.38

City of Corona Consolidated

Account #10003

Cash Flow Report

As of October 31, 2019



Payment Date	Transaction Type	CUSIP	Quantity	Security Description	Principal Amount	Income	Total Amount
04/10/2020	Interest	02665WCQ2	2,260,000.00	American Honda Finance Note 3.625% Due 10/10/2023	0.00	40,962.50	40,962.50
04/12/2020	Interest	3130AF5B9	2,500,000.00	FHLB Note 3% Due 10/12/2021	0.00	37,500.00	37,500.00
04/15/2020	Interest	3135G0W66	2,080,000.00	FNMA Note 1.625% Due 10/15/2024	0.00	16,618.33	16,618.33
04/15/2020	Paydown	89238BAB8	203,145.23	Toyota Auto Receivables Trust 2018-A A2A 2.1% Due 10/15/2020	17,451.69	176.45	17,628.14
04/15/2020	Paydown	47788BAD6	263,174.72	John Deere Owner Trust 2017-B A3 1.82% Due 10/15/2021	15,671.89	264.13	15,936.02
04/15/2020	Paydown	47788EAC2	2,360,000.00	John Deere Owner Trust 2018-B A3 3.08% Due 11/15/2022	61,654.51	5,272.20	66,926.71
04/15/2020	Paydown	47789JAD8	2,500,000.00	John Deere Owner Trust 2019-A A3 2.91% Due 7/17/2023	52,119.78	5,435.01	57,554.79
04/15/2020	Paydown	43811BAC8	1,470,335.71	Honda Auto Receivables Trust 2017-2 A3 1.68% Due 8/16/2021	63,390.54	1,616.59	65,007.13
04/15/2020	Paydown	477870AC3	1,010,000.00	John Deere Owner Trust 2019-B A3 2.21% Due 12/15/2023	19,387.90	1,682.66	21,070.56
04/15/2020	Paydown	89238TAD5	3,000,000.00	Toyota Auto Receivables Trust 2018-B A3 2.96% Due 9/15/2022	200,561.08	4,588.65	205,149.73
04/15/2020	Paydown	43815NAC8	2,030,000.00	Honda Auto Receivables Trust 2019-3 A3 1.78% Due 8/15/2023	78,970.21	2,387.72	81,357.93
04/15/2020	Paydown	47788CAC6	765,000.00	John Deere Owner Trust 2018-A A3 2.66% Due 4/18/2022	24,195.61	1,429.15	25,624.76
04/15/2020	Paydown	65479JAD5	2,170,000.00	Nissan Auto Receivables Owner 2019-C A3 1.93% Due 7/15/2024	36,127.55	3,201.51	39,329.06
04/16/2020	Paydown	654747AD6	465,390.81	Nissan Auto Receivables Trust 2017-A A3 1.74% Due 8/16/2021	20,946.60	523.76	21,470.36
04/19/2020	Interest	3137BDDC7	1,235,000.00	FHLMC K716 A2 3.13% Due 6/25/2021	0.00	3,221.29	3,221.29
04/20/2020	Maturity	3137EAEF2	2,500,000.00	FHLMC Note 1.375% Due 4/20/2020	2,500,000.00	17,187.50	2,517,187.50
04/20/2020	Paydown	92348AAA3	1,390,000.00	Verizon Owner Trust 2019-C A1A 1.94% Due 4/22/2024	24,038.22	2,054.16	26,092.38

City of Corona Consolidated

Account #10003

Cash Flow Report

As of October 31, 2019



Payment Date	Transaction Type	CUSIP	Quantity	Security Description	Principal Amount	Income	Total Amount
04/21/2020	Paydown	43815HAC1	2,025,000.00	Honda Auto Receivables Trust 2018-3 A3 2.95% Due 8/22/2022	126,985.10	3,214.18	130,199.28
04/25/2020	Interest	3137B5JM6	3,850,000.00	FHLMC K034 A2 3.531% Due 7/25/2023	0.00	11,328.63	11,328.63
04/25/2020	Interest	3137B7MZ9	3,750,000.00	FHLMC K036 A2 3.527% Due 10/25/2023	0.00	11,021.87	11,021.87
04/25/2020	Interest	3137BM6P6	4,000,000.00	FHLMC K721 A2 3.09% Due 8/25/2022	0.00	10,300.00	10,300.00
04/25/2020	Interest	3137BYPQ7	4,000,000.00	FHLMC K726 A2 2.905% Due 4/25/2024	0.00	9,683.33	9,683.33
04/25/2020	Paydown	3137B4WB8	3,350,000.00	FHLMC K033 A2 3.06% Due 7/25/2023	70,611.60	7,650.43	78,262.03
04/25/2020	Paydown	3137BFDQ1	2,125,000.00	FHLMC K717 A2 2.991% Due 9/25/2021	0.00	5,296.56	5,296.56
04/30/2020	Interest	912828X70	2,400,000.00	US Treasury Note 2% Due 4/30/2024	0.00	24,000.00	24,000.00
04/30/2020	Interest	912828L99	3,900,000.00	US Treasury Note 1.375% Due 10/31/2020	0.00	26,812.50	26,812.50
04/30/2020	Interest	912828T91	5,000,000.00	US Treasury Note 1.625% Due 10/31/2023	0.00	40,625.00	40,625.00
APR 2020					3,312,112.28	400,061.91	3,712,174.19
05/03/2020	Interest	00440EAT4	2,545,000.00	Chubb INA Holdings Inc Callable Note Cont 10/3/2020 2.3% Due 11/3/2020	0.00	29,267.50	29,267.50
05/03/2020	Interest	037833AK6	2,215,000.00	Apple Inc Note 2.4% Due 5/3/2023	0.00	26,580.00	26,580.00
05/03/2020	Interest	594918BG8	1,035,000.00	Microsoft Callable Note Cont. 10/3/2020 2% Due 11/3/2020	0.00	10,350.00	10,350.00
05/06/2020	Interest	3135G0K69	3,300,000.00	FNMA Note 1.25% Due 5/6/2021	0.00	20,625.00	20,625.00
05/11/2020	Interest	369550BE7	2,970,000.00	General Dynamics Corp Note 3% Due 5/11/2021	0.00	44,550.00	44,550.00
05/15/2020	Paydown	477870AC3	1,010,000.00	John Deere Owner Trust 2019-B A3 2.21% Due 12/15/2023	19,428.28	1,646.96	21,075.24

City of Corona Consolidated

Account #10003

Cash Flow Report

As of October 31, 2019



Payment Date	Transaction Type	CUSIP	Quantity	Security Description	Principal Amount	Income	Total Amount
05/15/2020	Paydown	43815NAC8	2,030,000.00	Honda Auto Receivables Trust 2019-3 A3 1.78% Due 8/15/2023	77,263.73	2,270.58	79,534.31
05/15/2020	Paydown	47788CAC6	765,000.00	John Deere Owner Trust 2018-A A3 2.66% Due 4/18/2022	24,242.99	1,375.52	25,618.51
05/15/2020	Paydown	47789JAD8	2,500,000.00	John Deere Owner Trust 2019-A A3 2.91% Due 7/17/2023	52,243.13	5,308.62	57,551.75
05/15/2020	Paydown	65479JAD5	2,170,000.00	Nissan Auto Receivables Owner 2019-C A3 1.93% Due 7/15/2024	36,208.84	3,143.40	39,352.24
05/15/2020	Paydown	43811BAC8	1,470,335.71	Honda Auto Receivables Trust 2017-2 A3 1.68% Due 8/16/2021	63,479.28	1,527.85	65,007.13
05/15/2020	Paydown	89238TAD5	3,000,000.00	Toyota Auto Receivables Trust 2018-B A3 2.96% Due 9/15/2022	191,349.07	4,093.93	195,443.00
05/15/2020	Paydown	47788BAD6	263,174.72	John Deere Owner Trust 2017-B A3 1.82% Due 10/15/2021	14,957.39	240.36	15,197.75
05/15/2020	Paydown	47788EAC2	2,360,000.00	John Deere Owner Trust 2018-B A3 3.08% Due 11/15/2022	61,813.95	5,113.95	66,927.90
05/15/2020	Paydown	89238BAB8	203,145.23	Toyota Auto Receivables Trust 2018-A A2A 2.1% Due 10/15/2020	16,440.77	145.91	16,586.68
05/16/2020	Paydown	654747AD6	465,390.81	Nissan Auto Receivables Trust 2017-A A3 1.74% Due 8/16/2021	20,983.93	493.39	21,477.32
05/17/2020	Interest	3137EAEK1	3,100,000.00	FHLMC Note 1.875% Due 11/17/2020	0.00	29,062.50	29,062.50
05/18/2020	Interest	40428BS7	2,000,000.00	HSBC Holdings PLC Callable Note 1X 5/18/2023 3.95% Due 5/18/2024	0.00	39,500.00	39,500.00
05/19/2020	Interest	857477AV5	2,075,000.00	State Street Bank Note 1.95% Due 5/19/2021	0.00	20,231.25	20,231.25
05/19/2020	Interest	3137BDDC7	1,235,000.00	FHLMC K716 A2 3.13% Due 6/25/2021	0.00	3,221.29	3,221.29
05/20/2020	Maturity	747525AD5	2,400,000.00	Qualcomm Inc Note 2.25% Due 5/20/2020	2,400,000.00	27,000.00	2,427,000.00
05/20/2020	Paydown	92348AAA3	1,390,000.00	Verizon Owner Trust 2019-C A1A 1.94% Due 4/22/2024	24,092.31	2,015.30	26,107.61
05/21/2020	Paydown	43815HAC1	2,025,000.00	Honda Auto Receivables Trust 2018-3 A3 2.95% Due 8/22/2022	121,429.89	2,902.01	124,331.90

City of Corona Consolidated

Account #10003

Cash Flow Report

As of October 31, 2019



Payment Date	Transaction Type	CUSIP	Quantity	Security Description	Principal Amount	Income	Total Amount
05/25/2020	Interest	3137B5JM6	3,850,000.00	FHLMC K034 A2 3.531% Due 7/25/2023	0.00	11,328.63	11,328.63
05/25/2020	Interest	404280BA6	1,200,000.00	HSBC Holdings PLC Note 3.6% Due 5/25/2023	0.00	21,600.00	21,600.00
05/25/2020	Interest	3137B7MZ9	3,750,000.00	FHLMC K036 A2 3.527% Due 10/25/2023	0.00	11,021.87	11,021.87
05/25/2020	Interest	3137BYPQ7	4,000,000.00	FHLMC K726 A2 2.905% Due 4/25/2024	0.00	9,683.33	9,683.33
05/25/2020	Interest	3137BM6P6	4,000,000.00	FHLMC K721 A2 3.09% Due 8/25/2022	0.00	10,300.00	10,300.00
05/25/2020	Paydown	3137BFDQ1	2,125,000.00	FHLMC K717 A2 2.991% Due 9/25/2021	0.00	5,296.56	5,296.56
05/25/2020	Paydown	3137B4WB8	3,350,000.00	FHLMC K033 A2 3.06% Due 7/25/2023	70,828.20	7,470.37	78,298.57
05/30/2020	Interest	3135G0F73	4,100,000.00	FNMA Note 1.5% Due 11/30/2020	0.00	30,750.00	30,750.00
MAY 2020					3,194,761.76	388,116.08	3,582,877.84
06/05/2020	Maturity	437076BQ4	1,140,000.00	Home Depot Note 1.8% Due 6/5/2020	1,140,000.00	10,260.00	1,150,260.00
06/08/2020	Interest	3130A0F70	3,500,000.00	FHLB Note 3.375% Due 12/8/2023	0.00	59,062.50	59,062.50
06/11/2020	Interest	313379RB7	2,500,000.00	FHLB Note 1.875% Due 6/11/2021	0.00	23,437.50	23,437.50
06/14/2020	Interest	3130A1XJ2	5,500,000.00	FHLB Note 2.875% Due 6/14/2024	0.00	79,062.51	79,062.51
06/15/2020	Interest	097023BQ7	2,020,000.00	Boeing Co Callable Note Cont 4/15/2023 1.875% Due 6/15/2023	0.00	18,937.50	18,937.50
06/15/2020	Paydown	43811BAC8	1,470,335.71	Honda Auto Receivables Trust 2017-2 A3 1.68% Due 8/16/2021	63,568.15	1,438.98	65,007.13
06/15/2020	Paydown	477870AC3	1,010,000.00	John Deere Owner Trust 2019-B A3 2.21% Due 12/15/2023	19,468.76	1,611.18	21,079.94
06/15/2020	Paydown	43815NAC8	2,030,000.00	Honda Auto Receivables Trust 2019-3 A3 1.78% Due 8/15/2023	75,553.11	2,155.97	77,709.08

City of Corona Consolidated

Account #10003

Cash Flow Report

As of October 31, 2019



Payment Date	Transaction Type	CUSIP	Quantity	Security Description	Principal Amount	Income	Total Amount
06/15/2020	Paydown	47788CAC6	765,000.00	John Deere Owner Trust 2018-A A3 2.66% Due 4/18/2022	24,290.47	1,321.78	25,612.25
06/15/2020	Paydown	65479JAD5	2,170,000.00	Nissan Auto Receivables Owner 2019-C A3 1.93% Due 7/15/2024	36,290.31	3,085.17	39,375.48
06/15/2020	Paydown	89238TAD5	3,000,000.00	Toyota Auto Receivables Trust 2018-B A3 2.96% Due 9/15/2022	182,101.11	3,621.94	185,723.05
06/15/2020	Paydown	47788BAD6	263,174.72	John Deere Owner Trust 2017-B A3 1.82% Due 10/15/2021	14,241.43	217.67	14,459.10
06/15/2020	Paydown	47788EAC2	2,360,000.00	John Deere Owner Trust 2018-B A3 3.08% Due 11/15/2022	61,973.78	4,955.30	66,929.08
06/15/2020	Paydown	47789JAD8	2,500,000.00	John Deere Owner Trust 2019-A A3 2.91% Due 7/17/2023	52,366.77	5,181.93	57,548.70
06/15/2020	Paydown	89238BAB8	203,145.23	Toyota Auto Receivables Trust 2018-A A2A 2.1% Due 10/15/2020	15,426.85	117.14	15,543.99
06/16/2020	Paydown	654747AD6	465,390.81	Nissan Auto Receivables Trust 2017-A A3 1.74% Due 8/16/2021	21,021.34	462.96	21,484.30
06/19/2020	Interest	3137EAEN5	4,550,000.00	FHLMC Note 2.75% Due 6/19/2023	0.00	62,562.50	62,562.50
06/19/2020	Interest	3137BDCC7	1,235,000.00	FHLMC K716 A2 3.13% Due 6/25/2021	0.00	3,221.29	3,221.29
06/20/2020	Paydown	92348AAA3	1,390,000.00	Verizon Owner Trust 2019-C A1A 1.94% Due 4/22/2024	24,146.52	1,976.35	26,122.87
06/21/2020	Paydown	43815HAC1	2,025,000.00	Honda Auto Receivables Trust 2018-3 A3 2.95% Due 8/22/2022	115,854.07	2,603.49	118,457.56
06/22/2020	Maturity	3135G0D75	4,000,000.00	FNMA Note 1.5% Due 6/22/2020	4,000,000.00	30,000.00	4,030,000.00
06/24/2020	Interest	166764AH3	3,000,000.00	Chevron Corp Callable Note Cont 3/24/2023 3.191% Due 6/24/2023	0.00	47,865.00	47,865.00
06/25/2020	Interest	3137BM6P6	4,000,000.00	FHLMC K721 A2 3.09% Due 8/25/2022	0.00	10,300.00	10,300.00
06/25/2020	Interest	3137BYPQ7	4,000,000.00	FHLMC K726 A2 2.905% Due 4/25/2024	0.00	9,683.33	9,683.33
06/25/2020	Interest	3137B5JM6	3,850,000.00	FHLMC K034 A2 3.531% Due 7/25/2023	0.00	11,328.63	11,328.63

City of Corona Consolidated

Account #10003

Cash Flow Report

As of October 31, 2019



Payment Date	Transaction Type	CUSIP	Quantity	Security Description	Principal Amount	Income	Total Amount
06/25/2020	Interest	3137B7MZ9	3,750,000.00	FHLMC K036 A2 3.527% Due 10/25/2023	0.00	11,021.87	11,021.87
06/25/2020	Paydown	3137B4WB8	3,350,000.00	FHLMC K033 A2 3.06% Due 7/25/2023	71,045.47	7,289.76	78,335.23
06/25/2020	Paydown	3137BFDQ1	2,125,000.00	FHLMC K717 A2 2.991% Due 9/25/2021	0.00	5,296.56	5,296.56
06/26/2020	Interest	931142EK5	2,000,000.00	Wal-Mart Stores Callable Note Cont 5/26/2023 3.4% Due 6/26/2023	0.00	34,000.00	34,000.00
06/30/2020	Interest	912828XX3	2,500,000.00	US Treasury Note 2% Due 6/30/2024	0.00	25,000.00	25,000.00
06/30/2020	Interest	912828N30	4,800,000.00	US Treasury Note 2.125% Due 12/31/2022	0.00	51,000.00	51,000.00
06/30/2020	Interest	912828XG0	4,000,000.00	US Treasury Note 2.125% Due 6/30/2022	0.00	42,500.00	42,500.00
06/30/2020	Interest	912828V23	4,500,000.00	US Treasury Note 2.25% Due 12/31/2023	0.00	50,625.00	50,625.00
JUN 2020					5,917,348.14	621,203.81	6,538,551.95
07/05/2020	Interest	3135G0S38	4,000,000.00	FNMA Note 2% Due 1/5/2022	0.00	40,000.00	40,000.00
07/11/2020	Interest	89236TDP7	3,100,000.00	Toyota Motor Credit Corp Note 2.6% Due 1/11/2022	0.00	40,300.00	40,300.00
07/14/2020	Interest	3130A8QS5	2,900,000.00	FHLB Note 1.125% Due 7/14/2021	0.00	16,312.50	16,312.50
07/14/2020	Interest	02665WCJ8	930,000.00	American Honda Finance Note 3.45% Due 7/14/2023	0.00	16,042.50	16,042.50
07/15/2020	Interest	48128BAB7	3,250,000.00	JP Morgan Chase & Co Callable Note 1X 1/15/2022 2.972% Due 1/15/2023	0.00	48,295.00	48,295.00
07/15/2020	Paydown	89238BAB8	203,145.23	Toyota Auto Receivables Trust 2018-A A2A 2.1% Due 10/15/2020	14,409.93	90.14	14,500.07
07/15/2020	Paydown	89238TAD5	3,000,000.00	Toyota Auto Receivables Trust 2018-B A3 2.96% Due 9/15/2022	172,817.12	3,172.75	175,989.87
07/15/2020	Paydown	43815NAC8	2,030,000.00	Honda Auto Receivables Trust 2019-3 A3 1.78% Due 8/15/2023	73,838.32	2,043.90	75,882.22

City of Corona Consolidated

Account #10003

Cash Flow Report

As of October 31, 2019



Payment Date	Transaction Type	CUSIP	Quantity	Security Description	Principal Amount	Income	Total Amount
07/15/2020	Paydown	43811BAC8	1,470,335.71	Honda Auto Receivables Trust 2017-2 A3 1.68% Due 8/16/2021	63,657.15	1,349.98	65,007.13
07/15/2020	Paydown	47788BAD6	263,174.72	John Deere Owner Trust 2017-B A3 1.82% Due 10/15/2021	13,523.99	196.07	13,720.06
07/15/2020	Paydown	47788EAC2	2,360,000.00	John Deere Owner Trust 2018-B A3 3.08% Due 11/15/2022	62,134.04	4,796.23	66,930.27
07/15/2020	Paydown	47788CAC6	765,000.00	John Deere Owner Trust 2018-A A3 2.66% Due 4/18/2022	24,338.05	1,267.93	25,605.98
07/15/2020	Paydown	65479JAD5	2,170,000.00	Nissan Auto Receivables Owner 2019-C A3 1.93% Due 7/15/2024	36,371.96	3,026.80	39,398.76
07/15/2020	Paydown	477870AC3	1,010,000.00	John Deere Owner Trust 2019-B A3 2.21% Due 12/15/2023	19,509.32	1,575.32	21,084.64
07/15/2020	Paydown	47789JAD8	2,500,000.00	John Deere Owner Trust 2019-A A3 2.91% Due 7/17/2023	52,490.71	5,054.94	57,545.65
07/16/2020	Paydown	654747AD6	465,390.81	Nissan Auto Receivables Trust 2017-A A3 1.74% Due 8/16/2021	21,058.81	432.48	21,491.29
07/18/2020	Interest	4581X0CW6	4,000,000.00	Inter-American Dev Bank Note 2.125% Due 1/18/2022	0.00	42,500.00	42,500.00
07/19/2020	Interest	78012KKU0	2,400,000.00	Royal Bank of Canada Note 2.5% Due 1/19/2021	0.00	30,000.00	30,000.00
07/19/2020	Interest	3135G0T94	5,500,000.00	FNMA Note 2.375% Due 1/19/2023	0.00	65,312.50	65,312.50
07/19/2020	Interest	3137BDDC7	1,235,000.00	FHLMC K716 A2 3.13% Due 6/25/2021	0.00	3,221.29	3,221.29
07/19/2020	Interest	89114QC48	1,910,000.00	Toronto Dominion Bank Note 3.5% Due 7/19/2023	0.00	33,425.00	33,425.00
07/20/2020	Paydown	92348AAA3	1,390,000.00	Verizon Owner Trust 2019-C A1A 1.94% Due 4/22/2024	24,200.85	1,937.31	26,138.16
07/21/2020	Paydown	43815HAC1	2,025,000.00	Honda Auto Receivables Trust 2018-3 A3 2.95% Due 8/22/2022	110,257.56	2,318.68	112,576.24
07/24/2020	Interest	91159HHP8	1,250,000.00	US Bancorp Callable Cont 12/23/2021 2.625% Due 1/24/2022	0.00	16,406.25	16,406.25
07/25/2020	Interest	3137B5JM6	3,850,000.00	FHLMC K034 A2 3.531% Due 7/25/2023	0.00	11,328.63	11,328.63

City of Corona Consolidated

Account #10003

Cash Flow Report

As of October 31, 2019



Payment Date	Transaction Type	CUSIP	Quantity	Security Description	Principal Amount	Income	Total Amount
07/25/2020	Interest	3137B7MZ9	3,750,000.00	FHLMC K036 A2 3.527% Due 10/25/2023	0.00	11,021.87	11,021.87
07/25/2020	Interest	3137BM6P6	4,000,000.00	FHLMC K721 A2 3.09% Due 8/25/2022	0.00	10,300.00	10,300.00
07/25/2020	Interest	808513AT2	2,250,000.00	Charles Schwab Corp Callable Note Cont 12/25/2022 2.65% Due 1/25/2023	0.00	29,812.50	29,812.50
07/25/2020	Interest	3137BYPQ7	4,000,000.00	FHLMC K726 A2 2.905% Due 4/25/2024	0.00	9,683.33	9,683.33
07/25/2020	Interest	45950KCM0	1,685,000.00	International Finance Corp Note 2.25% Due 1/25/2021	0.00	18,956.25	18,956.25
07/25/2020	Paydown	3137B4WB8	3,350,000.00	FHLMC K033 A2 3.06% Due 7/25/2023	71,263.40	7,108.59	78,371.99
07/25/2020	Paydown	3137BFDQ1	2,125,000.00	FHLMC K717 A2 2.991% Due 9/25/2021	0.00	5,296.56	5,296.56
07/28/2020	Interest	69353RFE3	3,050,000.00	PNC Bank Callable Note Cont 6/28/2022 2.45% Due 7/28/2022	0.00	37,362.50	37,362.50
07/31/2020	Interest	912828N89	4,000,000.00	US Treasury Note 1.375% Due 1/31/2021	0.00	27,500.00	27,500.00
JUL 2020					759,871.21	547,447.80	1,307,319.01
08/08/2020	Interest	594918BP8	1,875,000.00	Microsoft Callable Note Cont 7/8/2021 1.55% Due 8/8/2021	0.00	14,531.25	14,531.25
08/09/2020	Interest	69371RP59	2,300,000.00	Paccar Financial Corp Note 3.4% Due 8/9/2023	0.00	39,100.00	39,100.00
08/11/2020	Interest	06406RAJ6	3,254,000.00	Bank of NY Mellon Corp Note 3.45% Due 8/11/2023	0.00	56,131.50	56,131.50
08/12/2020	Interest	3137EAEC9	4,125,000.00	FHLMC Note 1.125% Due 8/12/2021	0.00	23,203.13	23,203.13
08/15/2020	Interest	69371RQ25	715,000.00	Paccar Financial Corp Note 2.15% Due 8/15/2024	0.00	7,686.25	7,686.25
08/15/2020	Interest	912828B66	5,000,000.00	US Treasury Note 2.75% Due 2/15/2024	0.00	68,750.00	68,750.00
08/15/2020	Paydown	477870AC3	1,010,000.00	John Deere Owner Trust 2019-B A3 2.21% Due 12/15/2023	19,549.97	1,539.39	21,089.36

City of Corona Consolidated

Account #10003

Cash Flow Report

As of October 31, 2019



Payment Date	Transaction Type	CUSIP	Quantity	Security Description	Principal Amount	Income	Total Amount
08/15/2020	Paydown	89238TAD5	3,000,000.00	Toyota Auto Receivables Trust 2018-B A3 2.96% Due 9/15/2022	163,496.93	2,746.47	166,243.40
08/15/2020	Paydown	89238BAB8	203,145.23	Toyota Auto Receivables Trust 2018-A A2A 2.1% Due 10/15/2020	13,390.00	64.92	13,454.92
08/15/2020	Paydown	43811BAC8	1,470,335.71	Honda Auto Receivables Trust 2017-2 A3 1.68% Due 8/16/2021	63,746.27	1,260.86	65,007.13
08/15/2020	Paydown	47788BAD6	263,174.72	John Deere Owner Trust 2017-B A3 1.82% Due 10/15/2021	12,805.06	175.56	12,980.62
08/15/2020	Paydown	47788EAC2	2,360,000.00	John Deere Owner Trust 2018-B A3 3.08% Due 11/15/2022	62,294.70	4,636.76	66,931.46
08/15/2020	Paydown	47789JAD8	2,500,000.00	John Deere Owner Trust 2019-A A3 2.91% Due 7/17/2023	52,614.93	4,927.65	57,542.58
08/15/2020	Paydown	43815NAC8	2,030,000.00	Honda Auto Receivables Trust 2019-3 A3 1.78% Due 8/15/2023	72,119.38	1,934.37	74,053.75
08/15/2020	Paydown	47788CAC6	765,000.00	John Deere Owner Trust 2018-A A3 2.66% Due 4/18/2022	24,385.71	1,213.98	25,599.69
08/15/2020	Paydown	65479JAD5	2,170,000.00	Nissan Auto Receivables Owner 2019-C A3 1.93% Due 7/15/2024	36,453.80	2,968.30	39,422.10
08/16/2020	Paydown	654747AD6	465,390.81	Nissan Auto Receivables Trust 2017-A A3 1.74% Due 8/16/2021	21,096.34	401.95	21,498.29
08/17/2020	Interest	3135G0N82	4,100,000.00	FNMA Note 1.25% Due 8/17/2021	0.00	25,625.00	25,625.00
08/18/2020	Interest	3130A7CV5	3,420,000.00	FHLB Note 1.375% Due 2/18/2021	0.00	23,512.50	23,512.50
08/19/2020	Interest	3137BDDC7	1,235,000.00	FHLMC K716 A2 3.13% Due 6/25/2021	0.00	3,221.29	3,221.29
08/20/2020	Paydown	92348AAA3	1,390,000.00	Verizon Owner Trust 2019-C A1A 1.94% Due 4/22/2024	24,255.30	1,898.19	26,153.49
08/21/2020	Paydown	43815HAC1	2,025,000.00	Honda Auto Receivables Trust 2018-3 A3 2.95% Due 8/22/2022	104,640.30	2,047.64	106,687.94
08/25/2020	Interest	3137B5JM6	3,850,000.00	FHLMC K034 A2 3.531% Due 7/25/2023	0.00	11,328.63	11,328.63
08/25/2020	Interest	3137B7MZ9	3,750,000.00	FHLMC K036 A2 3.527% Due 10/25/2023	0.00	11,021.87	11,021.87

City of Corona Consolidated

Account #10003

Cash Flow Report

As of October 31, 2019



Payment Date	Transaction Type	CUSIP	Quantity	Security Description	Principal Amount	Income	Total Amount
08/25/2020	Interest	3137BM6P6	4,000,000.00	FHLMC K721 A2 3.09% Due 8/25/2022	0.00	10,300.00	10,300.00
08/25/2020	Interest	3137BYPQ7	4,000,000.00	FHLMC K726 A2 2.905% Due 4/25/2024	0.00	9,683.33	9,683.33
08/25/2020	Paydown	3137B4WB8	3,350,000.00	FHLMC K033 A2 3.06% Due 7/25/2023	71,482.00	6,926.87	78,408.87
08/25/2020	Paydown	3137BFDQ1	2,125,000.00	FHLMC K717 A2 2.991% Due 9/25/2021	0.00	5,296.56	5,296.56
08/26/2020	Interest	3135G0J20	4,050,000.00	FNMA Note 1.375% Due 2/26/2021	0.00	27,843.75	27,843.75
08/31/2020	Interest	912828B90	4,500,000.00	US Treasury Note 2% Due 2/28/2021	0.00	45,000.00	45,000.00
08/31/2020	Interest	912828L24	4,500,000.00	US Treasury Note 1.875% Due 8/31/2022	0.00	42,187.50	42,187.50
08/31/2020	Interest	912828J43	4,350,000.00	US Treasury Note 1.75% Due 2/28/2022	0.00	38,062.50	38,062.50
08/31/2020	Maturity	912828L32	1,500,000.00	US Treasury Note 1.375% Due 8/31/2020	1,500,000.00	10,312.50	1,510,312.50
AUG 2020					2,242,330.69	505,540.47	2,747,871.16
09/01/2020	Interest	30231GAV4	2,700,000.00	Exxon Mobil Corp Callable Note Cont 2/1/2021 2.222% Due 3/1/2021	0.00	29,997.00	29,997.00
09/04/2020	Interest	24422ESL4	1,850,000.00	John Deere Capital Corp Note 2.8% Due 3/4/2021	0.00	25,900.00	25,900.00
09/04/2020	Maturity	459058GA5	4,000,000.00	Intl. Bank Recon & Development Note 1.625% Due 9/4/2020	4,000,000.00	32,500.00	4,032,500.00
09/05/2020	Interest	06051GHF9	3,250,000.00	Bank of America Corp Callable Note 1X 3/5/2023 3.55% Due 3/5/2024	0.00	57,687.50	57,687.50
09/06/2020	Interest	24422ETG4	1,500,000.00	John Deere Capital Corp Note 2.8% Due 3/6/2023	0.00	21,000.00	21,000.00
09/08/2020	Interest	44932HAC7	2,955,000.00	IBM Credit Corp Note 2.2% Due 9/8/2022	0.00	32,505.00	32,505.00
09/08/2020	Interest	3130A0XE5	1,000,000.00	FHLB Note 3.25% Due 3/8/2024	0.00	16,250.00	16,250.00

City of Corona Consolidated

Account #10003

Cash Flow Report

As of October 31, 2019



Payment Date	Transaction Type	CUSIP	Quantity	Security Description	Principal Amount	Income	Total Amount
09/08/2020	Interest	3130AB3H7	4,000,000.00	FHLB Note 2.375% Due 3/8/2024	0.00	47,500.00	47,500.00
09/11/2020	Interest	89114QCB2	1,270,000.00	Toronto Dominion Bank Note 3.25% Due 3/11/2024	0.00	20,637.50	20,637.50
09/13/2020	Interest	3130A2UW4	4,000,000.00	FHLB Note 2.875% Due 9/13/2024	0.00	57,500.00	57,500.00
09/14/2020	Interest	4581X0CZ9	3,600,000.00	Inter-American Dev Bank Note 1.75% Due 9/14/2022	0.00	31,500.00	31,500.00
09/15/2020	Interest	68389XBK0	3,325,000.00	Oracle Corp Callable Note Cont 8/15/2021 1.9% Due 9/15/2021	0.00	31,587.50	31,587.50
09/15/2020	Interest	084670BR8	2,500,000.00	Berkshire Hathaway Callable Note Cont 1/15/2023 2.75% Due 3/15/2023	0.00	34,375.00	34,375.00
09/15/2020	Paydown	43811BAC8	1,470,335.71	Honda Auto Receivables Trust 2017-2 A3 1.68% Due 8/16/2021	63,835.51	1,171.62	65,007.13
09/15/2020	Paydown	89238TAD5	3,000,000.00	Toyota Auto Receivables Trust 2018-B A3 2.96% Due 9/15/2022	154,140.44	2,343.18	156,483.62
09/15/2020	Paydown	477870AC3	1,010,000.00	John Deere Owner Trust 2019-B A3 2.21% Due 12/15/2023	19,590.69	1,503.39	21,094.08
09/15/2020	Paydown	43815NAC8	2,030,000.00	Honda Auto Receivables Trust 2019-3 A3 1.78% Due 8/15/2023	70,396.25	1,827.39	72,223.64
09/15/2020	Paydown	47788BAD6	263,174.72	John Deere Owner Trust 2017-B A3 1.82% Due 10/15/2021	12,084.66	156.14	12,240.80
09/15/2020	Paydown	47788EAC2	2,360,000.00	John Deere Owner Trust 2018-B A3 3.08% Due 11/15/2022	62,455.78	4,476.87	66,932.65
09/15/2020	Paydown	89238BAB8	203,145.23	Toyota Auto Receivables Trust 2018-A A2A 2.1% Due 10/15/2020	12,367.05	41.49	12,408.54
09/15/2020	Paydown	47788CAC6	765,000.00	John Deere Owner Trust 2018-A A3 2.66% Due 4/18/2022	24,433.46	1,159.93	25,593.39
09/15/2020	Paydown	47789JAD8	2,500,000.00	John Deere Owner Trust 2019-A A3 2.91% Due 7/17/2023	52,739.45	4,800.06	57,539.51
09/15/2020	Paydown	65479JAD5	2,170,000.00	Nissan Auto Receivables Owner 2019-C A3 1.93% Due 7/15/2024	36,535.82	2,909.67	39,445.49
09/16/2020	Paydown	654747AD6	465,390.81	Nissan Auto Receivables Trust 2017-A A3 1.74% Due 8/16/2021	21,133.95	371.36	21,505.31

City of Corona Consolidated

Account #10003

Cash Flow Report

As of October 31, 2019



Payment Date	Transaction Type	CUSIP	Quantity	Security Description	Principal Amount	Income	Total Amount
09/19/2020	Interest	3137BDDC7	1,235,000.00	FHLMC K716 A2 3.13% Due 6/25/2021	0.00	3,221.29	3,221.29
09/20/2020	Paydown	92348AAA3	1,390,000.00	Verizon Owner Trust 2019-C A1A 1.94% Due 4/22/2024	24,309.87	1,858.98	26,168.85
09/21/2020	Paydown	43815HAC1	2,025,000.00	Honda Auto Receivables Trust 2018-3 A3 2.95% Due 8/22/2022	99,002.24	1,790.39	100,792.63
09/25/2020	Interest	3137B5JM6	3,850,000.00	FHLMC K034 A2 3.531% Due 7/25/2023	0.00	11,328.63	11,328.63
09/25/2020	Interest	3137BM6P6	4,000,000.00	FHLMC K721 A2 3.09% Due 8/25/2022	0.00	10,300.00	10,300.00
09/25/2020	Interest	3137BYPQ7	4,000,000.00	FHLMC K726 A2 2.905% Due 4/25/2024	0.00	9,683.33	9,683.33
09/25/2020	Interest	3137B7MZ9	3,750,000.00	FHLMC K036 A2 3.527% Due 10/25/2023	0.00	11,021.87	11,021.87
09/25/2020	Paydown	3137BFDQ1	2,125,000.00	FHLMC K717 A2 2.991% Due 9/25/2021	0.00	5,296.56	5,296.56
09/25/2020	Paydown	3137B4WB8	3,350,000.00	FHLMC K033 A2 3.06% Due 7/25/2023	71,701.27	6,744.59	78,445.86
09/30/2020	Interest	912828T34	4,125,000.00	US Treasury Note 1.125% Due 9/30/2021	0.00	23,203.13	23,203.13
09/30/2020	Interest	912828Q37	2,700,000.00	US Treasury Note 1.25% Due 3/31/2021	0.00	16,875.00	16,875.00
SEP 2020					4,724,726.44	561,024.37	5,285,750.81
10/01/2020	Interest	13063DRK6	3,385,000.00	California St TE-GO 2.4% Due 10/1/2024	0.00	40,620.00	40,620.00
10/05/2020	Interest	3135G0T45	4,650,000.00	FNMA Note 1.875% Due 4/5/2022	0.00	43,593.75	43,593.75
10/07/2020	Interest	3135G0Q89	3,925,000.00	FNMA Note 1.375% Due 10/7/2021	0.00	26,984.38	26,984.38
10/10/2020	Interest	02665WCQ2	2,260,000.00	American Honda Finance Note 3.625% Due 10/10/2023	0.00	40,962.50	40,962.50
10/12/2020	Interest	3130AF5B9	2,500,000.00	FHLB Note 3% Due 10/12/2021	0.00	37,500.00	37,500.00

City of Corona Consolidated

Account #10003

Cash Flow Report

As of October 31, 2019



Payment Date	Transaction Type	CUSIP	Quantity	Security Description	Principal Amount	Income	Total Amount
10/15/2020	Interest	3135G0W66	2,080,000.00	FNMA Note 1.625% Due 10/15/2024	0.00	16,900.00	16,900.00
10/15/2020	Paydown	43811BAC8	1,470,335.71	Honda Auto Receivables Trust 2017-2 A3 1.68% Due 8/16/2021	63,924.88	1,082.25	65,007.13
10/15/2020	Paydown	89238TAD5	3,000,000.00	Toyota Auto Receivables Trust 2018-B A3 2.96% Due 9/15/2022	144,747.52	1,962.97	146,710.49
10/15/2020	Paydown	47788BAD6	263,174.72	John Deere Owner Trust 2017-B A3 1.82% Due 10/15/2021	11,362.77	137.81	11,500.58
10/15/2020	Paydown	47788EAC2	2,360,000.00	John Deere Owner Trust 2018-B A3 3.08% Due 11/15/2022	62,617.29	4,316.56	66,933.85
10/15/2020	Paydown	89238BAB8	203,145.23	Toyota Auto Receivables Trust 2018-A A2A 2.1% Due 10/15/2020	11,341.06	19.85	11,360.91
10/15/2020	Paydown	477870AC3	1,010,000.00	John Deere Owner Trust 2019-B A3 2.21% Due 12/15/2023	19,631.51	1,467.31	21,098.82
10/15/2020	Paydown	43815NAC8	2,030,000.00	Honda Auto Receivables Trust 2019-3 A3 1.78% Due 8/15/2023	68,668.94	1,722.97	70,391.91
10/15/2020	Paydown	47788CAC6	765,000.00	John Deere Owner Trust 2018-A A3 2.66% Due 4/18/2022	24,481.31	1,105.77	25,587.08
10/15/2020	Paydown	47789JAD8	2,500,000.00	John Deere Owner Trust 2019-A A3 2.91% Due 7/17/2023	52,864.27	4,672.17	57,536.44
10/15/2020	Paydown	65479JAD5	2,170,000.00	Nissan Auto Receivables Owner 2019-C A3 1.93% Due 7/15/2024	36,618.03	2,850.91	39,468.94
10/16/2020	Paydown	654747AD6	465,390.81	Nissan Auto Receivables Trust 2017-A A3 1.74% Due 8/16/2021	21,171.62	340.71	21,512.33
10/19/2020	Interest	3137BDDC7	1,235,000.00	FHLMC K716 A2 3.13% Due 6/25/2021	0.00	3,221.29	3,221.29
10/20/2020	Paydown	92348AAA3	1,390,000.00	Verizon Owner Trust 2019-C A1A 1.94% Due 4/22/2024	24,364.56	1,819.68	26,184.24
10/21/2020	Paydown	43815HAC1	2,025,000.00	Honda Auto Receivables Trust 2018-3 A3 2.95% Due 8/22/2022	93,343.28	1,547.01	94,890.29
10/25/2020	Interest	3137B5JM6	3,850,000.00	FHLMC K034 A2 3.531% Due 7/25/2023	0.00	11,328.63	11,328.63
10/25/2020	Interest	3137B7MZ9	3,750,000.00	FHLMC K036 A2 3.527% Due 10/25/2023	0.00	11,021.87	11,021.87

City of Corona Consolidated

Account #10003

Cash Flow Report

As of October 31, 2019



Payment Date	Transaction Type	CUSIP	Quantity	Security Description	Principal Amount	Income	Total Amount
10/25/2020	Interest	3137BM6P6	4,000,000.00	FHLMC K721 A2 3.09% Due 8/25/2022	0.00	10,300.00	10,300.00
10/25/2020	Interest	3137BYPQ7	4,000,000.00	FHLMC K726 A2 2.905% Due 4/25/2024	0.00	9,683.33	9,683.33
10/25/2020	Paydown	3137B4WB8	3,350,000.00	FHLMC K033 A2 3.06% Due 7/25/2023	71,921.22	6,561.75	78,482.97
10/25/2020	Paydown	3137BFDQ1	2,125,000.00	FHLMC K717 A2 2.991% Due 9/25/2021	0.00	5,296.56	5,296.56
OCT 2020					707,058.26	287,020.03	994,078.29
TOTAL					36,720,524.64	6,138,736.46	42,859,261.10

City of Corona Consolidated

Account #10003

Holdings by Maturity

As of October 31, 2019



CUSIP	Security Description	Par Value/Units	Purchase Date Book Yield	Cost Value Book Value	Mkt Price Mkt YTM	Market Value Accrued Int.	% of Port. Gain/Loss	Moody S&P	Term (yrs) Duration
90LAIF\$00	Local Agency Investment Fund State Pool	22,496,183.58	Various 2.16%	22,496,183.58 22,496,183.58	1.00 2.16%	22,496,183.58 46,906.39	7.21% 0.00	NR NR	0.00 0.00
60934N807	Federated Investors Govt Oblig Fund Inst.	325,753.40	Various 1.49%	325,753.40 325,753.40	1.00 1.49%	325,753.40 0.00	0.10% 0.00	Aaa AAA	0.00 0.00
62479MZG1	MUFG Bank Ltd/NY Discount CP 1.77% Due 12/16/2019	5,000,000.00	10/31/2019 1.80%	4,988,691.67 4,988,691.67	99.77 1.80%	4,988,691.67 245.83	1.60% 0.00	P-1 A-1	0.13 0.12
94974BGF1	Wells Fargo Corp Note 2.15% Due 1/30/2020	2,575,000.00	01/26/2015 2.17%	2,572,198.40 2,572,198.40	100.06 1.89%	2,576,619.68 13,994.41	0.83% 4,421.28	A2 A-	0.25 0.25
02587AAJ3	American Express Credit Trust 2017-1 A 1.93% Due 9/15/2022	2,350,000.00	06/21/2018 2.92%	2,313,464.83 2,313,464.83	99.99 1.97%	2,349,769.68 2,015.78	0.75% 36,304.85	Aaa NR	0.29 0.27
22160KAG0	Costco Wholesale Corp Note 1.75% Due 2/15/2020	1,630,000.00	02/05/2015 1.77%	1,628,288.50 1,628,288.50	99.93 2.00%	1,628,813.36 6,021.94	0.52% 524.86	Aa3 A+	0.29 0.29
89238BAB8	Toyota Auto Receivables Trust 2018-A A2A 2.1% Due 10/15/2020	203,145.23	01/23/2018 2.12%	203,124.47 203,124.47	100.00 3.18%	203,144.11 189.60	0.07% 19.64	Aaa AAA	0.44 0.03
3137EAEF2	FHLMC Note 1.375% Due 4/20/2020	2,500,000.00	05/18/2017 1.52%	2,489,700.00 2,489,700.00	99.89 1.61%	2,497,212.50 1,050.35	0.80% 7,512.50	Aaa AA+	0.47 0.47
747525AD5	Qualcomm Inc Note 2.25% Due 5/20/2020	2,400,000.00	06/11/2015 2.49%	2,373,420.00 2,373,420.00	100.08 2.10%	2,401,968.00 24,150.00	0.78% 28,548.00	A2 A-	0.55 0.54
437076BQ4	Home Depot Note 1.8% Due 6/5/2020	1,140,000.00	05/24/2017 1.82%	1,139,338.80 1,139,338.80	99.97 1.85%	1,139,683.08 8,322.00	0.37% 344.28	A2 A	0.60 0.58
89238TAD5	Toyota Auto Receivables Trust 2018-B A3 2.96% Due 9/15/2022	3,000,000.00	07/25/2019 1.48%	3,031,757.81 3,031,757.81	101.21 1.85%	3,036,399.00 3,946.67	0.97% 4,641.19	Aaa AAA	0.62 1.07
3135G0D75	FNMA Note 1.5% Due 6/22/2020	4,000,000.00	09/29/2015 1.49%	4,002,160.00 4,002,160.00	99.92 1.63%	3,996,692.00 21,500.00	1.28% (5,468.00)	Aaa AA+	0.64 0.63
43815HAC1	Honda Auto Receivables Trust 2018-3 A3 2.95% Due 8/22/2022	2,025,000.00	08/21/2018 2.98%	2,024,722.17 2,024,722.17	101.21 1.86%	2,049,601.73 1,659.38	0.66% 24,879.56	Aaa NR	0.69 1.10
47788BAD6	John Deere Owner Trust 2017-B A3 1.82% Due 10/15/2021	263,174.72	07/11/2017 1.83%	263,155.46 263,155.46	99.91 2.06%	262,927.30 212.88	0.08% (228.16)	Aaa NR	0.73 0.40
912828L32	US Treasury Note 1.375% Due 8/31/2020	1,500,000.00	09/29/2015 1.37%	1,500,473.77 1,500,473.77	99.81 1.60%	1,497,187.50 3,513.05	0.48% (3,286.27)	Aaa AA+	0.84 0.82
459058GA5	Intl. Bank Recon & Development Note 1.625% Due 9/4/2020	4,000,000.00	11/03/2017 1.87%	3,972,680.00 3,972,680.00	99.94 1.70%	3,997,600.00 10,291.67	1.28% 24,920.00	Aaa AAA	0.85 0.83

City of Corona Consolidated

Account #10003

Holdings by Maturity

As of October 31, 2019



CUSIP	Security Description	Par Value/Units	Purchase Date Book Yield	Cost Value Book Value	Mkt Price Mkt YTM	Market Value Accrued Int.	% of Port. Gain/Loss	Moody S&P	Term (yrs) Duration
654747AD6	Nissan Auto Receivables Trust 2017-A A3 1.74% Due 8/16/2021	465,390.81	12/27/2017 2.10%	462,427.59 462,427.59	99.92 1.97%	465,003.56 337.41	0.15% 2,575.97	Aaa NR	0.93 0.37
594918BG8	Microsoft Callable Note Cont. 10/3/2020 2% Due 11/3/2020	1,035,000.00	10/29/2015 2.02%	1,034,172.00 1,034,172.00	100.24 1.73%	1,037,494.35 10,235.00	0.33% 3,322.35	Aaa AAA	0.93 0.90
00440EAT4	Chubb INA Holdings Inc Callable Note Cont 10/3/2020 2.3% Due 11/3/2020	2,545,000.00	02/06/2017 2.17%	2,556,986.95 2,556,986.95	100.31 1.95%	2,552,881.87 28,942.31	0.83% (4,105.08)	A3 A	0.93 0.90
43811BAC8	Honda Auto Receivables Trust 2017-2 A3 1.68% Due 8/16/2021	1,470,335.71	04/27/2018 2.62%	1,447,476.58 1,447,476.58	99.91 1.89%	1,468,985.85 1,097.85	0.47% 21,509.27	Aaa AAA	0.96 0.46
912828L99	US Treasury Note 1.375% Due 10/31/2020	3,900,000.00	11/23/2015 1.71%	3,838,923.22 3,838,923.22	99.76 1.62%	3,890,706.30 147.32	1.24% 51,783.08	Aaa AA+	1.00 0.99
3137EAEK1	FHLMC Note 1.875% Due 11/17/2020	3,100,000.00	11/21/2017 1.96%	3,091,967.37 3,091,967.37	100.27 1.62%	3,108,277.00 26,479.17	1.00% 16,309.63	Aaa AA+	1.05 1.02
3135G0F73	FNMA Note 1.5% Due 11/30/2020	4,100,000.00	12/16/2015 1.90%	4,022,510.00 4,022,510.00	99.90 1.59%	4,095,863.10 25,795.83	1.32% 73,353.10	Aaa AA+	1.08 1.06
43815NAC8	Honda Auto Receivables Trust 2019-3 A3 1.78% Due 8/15/2023	2,030,000.00	08/20/2019 1.79%	2,029,983.15 2,029,983.15	99.89 1.84%	2,027,702.04 1,605.96	0.65% (2,281.11)	Aaa AAA	1.20 2.31
78012KKU0	Royal Bank of Canada Note 2.5% Due 1/19/2021	2,400,000.00	12/11/2017 2.37%	2,409,096.00 2,409,096.00	100.90 1.75%	2,421,583.20 17,000.00	0.78% 12,487.20	Aa2 AA-	1.22 1.19
45950KCM0	International Finance Corp Note 2.25% Due 1/25/2021	1,685,000.00	01/18/2018 2.35%	1,680,046.10 1,680,046.10	100.69 1.68%	1,696,639.98 10,110.00	0.55% 16,593.88	Aaa AAA	1.24 1.21
912828N89	US Treasury Note 1.375% Due 1/31/2021	4,000,000.00	03/09/2016 1.40%	3,996,107.15 3,996,107.15	99.73 1.59%	3,989,376.00 13,899.46	1.28% (6,731.15)	Aaa AA+	1.25 1.23
3130A7CV5	FHLB Note 1.375% Due 2/18/2021	3,420,000.00	02/17/2016 1.46%	3,406,183.20 3,406,183.20	99.70 1.61%	3,409,866.54 9,535.63	1.09% 3,683.34	Aaa AA+	1.30 1.28
47788CAC6	John Deere Owner Trust 2018-A A3 2.66% Due 4/18/2022	765,000.00	02/21/2018 2.68%	764,945.00 764,945.00	100.43 1.96%	768,258.90 904.40	0.25% 3,313.90	Aaa NR	1.31 0.60
3135G0J20	FNMA Note 1.375% Due 2/26/2021	4,050,000.00	Various 1.45%	4,034,893.60 4,034,893.60	99.73 1.59%	4,038,866.55 10,054.69	1.29% 3,972.95	Aaa AA+	1.33 1.30
912828B90	US Treasury Note 2% Due 2/28/2021	4,500,000.00	Various 1.61%	4,578,823.67 4,578,823.67	100.54 1.59%	4,524,435.00 15,329.66	1.45% (54,388.67)	Aaa AA+	1.33 1.31

City of Corona Consolidated

Account #10003

Holdings by Maturity

As of October 31, 2019



CUSIP	Security Description	Par Value/Units	Purchase Date Book Yield	Cost Value Book Value	Mkt Price Mkt YTM	Market Value Accrued Int.	% of Port. Gain/Loss	Moody S&P	Term (yrs) Duration
30231GAV4	Exxon Mobil Corp Callable Note Cont 2/1/2021 2.222% Due 3/1/2021	2,700,000.00	Various 1.97%	2,730,414.55 2,730,414.55	100.57 1.79%	2,715,344.11 9,999.00	0.87% (15,070.44)	Aaa AA+	1.33 1.31
24422ESL4	John Deere Capital Corp Note 2.8% Due 3/4/2021	1,850,000.00	05/24/2017 2.12%	1,895,010.50 1,895,010.50	101.24 1.86%	1,873,028.80 8,201.67	0.60% (21,981.70)	A2 A	1.34 1.31
912828Q37	US Treasury Note 1.25% Due 3/31/2021	2,700,000.00	12/13/2016 1.81%	2,637,466.08 2,637,466.08	99.52 1.59%	2,687,131.80 2,950.82	0.86% 49,665.72	Aaa AA+	1.42 1.39
3135G0K69	FNMA Note 1.25% Due 5/6/2021	3,300,000.00	06/29/2016 1.18%	3,311,220.00 3,311,220.00	99.52 1.57%	3,284,166.60 20,052.08	1.06% (27,053.40)	Aaa AA+	1.52 1.48
369550BE7	General Dynamics Corp Note 3% Due 5/11/2021	2,970,000.00	Various 3.25%	2,949,150.50 2,949,150.50	101.82 1.79%	3,024,116.37 42,075.00	0.98% 74,965.87	A2 A+	1.53 1.47
3137BDCC7	FHLMC K716 A2 3.13% Due 6/25/2021	1,235,000.00	09/12/2017 1.92%	1,285,654.30 1,285,654.30	101.41 2.02%	1,252,352.99 644.26	0.40% (33,301.31)	Aaa AA+	1.55 1.42
857477AV5	State Street Bank Note 1.95% Due 5/19/2021	2,075,000.00	Various 2.04%	2,067,408.60 2,067,408.60	100.15 1.85%	2,078,193.43 18,208.13	0.67% 10,784.83	A1 A	1.55 1.51
47788EAC2	John Deere Owner Trust 2018-B A3 3.08% Due 11/15/2022	2,360,000.00	07/18/2018 3.10%	2,359,821.11 2,359,821.11	101.25 1.95%	2,389,518.88 3,230.58	0.77% 29,697.77	Aaa NR	1.56 1.08
313379RB7	FHLB Note 1.875% Due 6/11/2021	2,500,000.00	08/30/2017 1.67%	2,518,850.00 2,518,850.00	100.46 1.58%	2,511,562.50 18,229.17	0.81% (7,287.50)	Aaa AA+	1.61 1.57
3137BFDQ1	FHLMC K717 A2 2.991% Due 9/25/2021	2,125,000.00	Various 2.61%	2,146,894.53 2,146,894.53	101.47 1.87%	2,156,333.13 5,296.56	0.69% 9,438.60	NR NR	1.61 1.65
3130A8QS5	FHLB Note 1.125% Due 7/14/2021	2,900,000.00	10/04/2016 1.33%	2,873,204.00 2,873,204.00	99.30 1.54%	2,879,604.30 9,696.88	0.92% 6,400.30	Aaa AA+	1.70 1.67
594918BP8	Microsoft Callable Note Cont 7/8/2021 1.55% Due 8/8/2021	1,875,000.00	Various 1.57%	1,872,774.45 1,872,774.45	99.85 1.64%	1,872,101.25 6,700.52	0.60% (673.20)	Aaa AAA	1.77 1.73
3137EAEC9	FHLMC Note 1.125% Due 8/12/2021	4,125,000.00	Various 1.30%	4,090,903.75 4,090,903.75	99.20 1.58%	4,092,189.75 10,183.59	1.31% 1,286.00	Aaa AA+	1.78 1.75
68389XBK0	Oracle Corp Callable Note Cont 8/15/2021 1.9% Due 9/15/2021	3,325,000.00	Various 2.44%	3,255,728.25 3,255,728.25	100.21 1.78%	3,331,876.10 8,072.36	1.07% 76,147.85	A1 A+	1.79 1.75
3135G0N82	FNMA Note 1.25% Due 8/17/2021	4,100,000.00	Various 1.32%	4,086,725.40 4,086,725.40	99.41 1.58%	4,075,773.10 10,534.72	1.31% (10,952.30)	Aaa AA+	1.80 1.76
912828T34	US Treasury Note 1.125% Due 9/30/2021	4,125,000.00	11/09/2016 1.48%	4,055,243.31 4,055,243.31	99.17 1.57%	4,090,840.88 4,057.38	1.31% 35,597.57	Aaa AA+	1.92 1.88

City of Corona Consolidated

Account #10003

Holdings by Maturity

As of October 31, 2019



CUSIP	Security Description	Par Value/Units	Purchase Date Book Yield	Cost Value Book Value	Mkt Price Mkt YTM	Market Value Accrued Int.	% of Port. Gain/Loss	Moody S&P	Term (yrs) Duration
3135G0Q89	FNMA Note 1.375% Due 10/7/2021	3,925,000.00	Various 1.66%	3,873,275.45 3,873,275.45	99.63 1.57%	3,910,654.13 3,597.92	1.25% 37,378.68	Aaa AA+	1.94 1.90
3137B4WB8	FHLMC K033 A2 3.06% Due 7/25/2023	3,350,000.00	07/23/2019 1.48%	3,458,875.00 3,458,875.00	103.79 1.92%	3,476,831.00 1,708.50	1.11% 17,956.00	Aaa NR	1.95 3.38
47789JAD8	John Deere Owner Trust 2019-A A3 2.91% Due 7/17/2023	2,500,000.00	08/27/2019 1.87%	2,552,050.78 2,552,050.78	101.80 1.86%	2,544,955.00 3,233.33	0.81% (7,095.78)	Aaa NR	1.95 1.68
3130AF5B9	FHLB Note 3% Due 10/12/2021	2,500,000.00	11/29/2018 2.91%	2,506,300.00 2,506,300.00	102.72 1.57%	2,568,057.50 3,958.33	0.82% 61,757.50	Aaa AA+	1.95 1.89
477870AC3	John Deere Owner Trust 2019-B A3 2.21% Due 12/15/2023	1,010,000.00	07/16/2019 2.23%	1,009,785.58 1,009,785.58	100.64 1.90%	1,016,428.65 992.04	0.33% 6,643.07	Aaa NR	2.12 1.99
91159HHP8	US Bancorp Callable Cont 12/23/2021 2.625% Due 1/24/2022	1,250,000.00	01/19/2017 2.66%	1,247,850.00 1,247,850.00	101.61 1.85%	1,270,166.25 8,841.15	0.41% 22,316.25	A1 A+	2.15 2.07
3135G0S38	FNMA Note 2% Due 1/5/2022	4,000,000.00	01/11/2017 2.02%	3,996,900.00 3,996,900.00	100.93 1.56%	4,037,208.00 25,777.78	1.30% 40,308.00	Aaa AA+	2.18 2.11
89236TDP7	Toyota Motor Credit Corp Note 2.6% Due 1/11/2022	3,100,000.00	Various 3.18%	3,038,938.00 3,038,938.00	101.71 1.80%	3,153,137.10 24,627.78	1.02% 114,199.10	Aa3 AA-	2.20 2.11
48128BAB7	JP Morgan Chase & Co Callable Note 1X 1/15/2022 2.972% Due 1/15/2023	3,250,000.00	Various 3.11%	3,228,657.50 3,228,657.50	101.94 2.07%	3,312,929.75 28,440.39	1.07% 84,272.25	A2 A-	2.21 2.61
4581X0CW6	Inter-American Dev Bank Note 2.125% Due 1/18/2022	4,000,000.00	11/03/2017 2.07%	4,008,600.00 4,008,600.00	101.12 1.61%	4,044,656.00 24,319.44	1.30% 36,056.00	Aaa NR	2.22 2.15
912828J43	US Treasury Note 1.75% Due 2/28/2022	4,350,000.00	03/13/2017 2.14%	4,271,340.74 4,271,340.74	100.48 1.54%	4,371,071.40 12,966.35	1.40% 99,730.66	Aaa AA+	2.33 2.27
92348AAA3	Verizon Owner Trust 2019-C A1A 1.94% Due 4/22/2024	1,390,000.00	10/01/2019 1.95%	1,389,892.83 1,389,892.83	100.03 1.93%	1,390,472.60 1,722.83	0.45% 579.77	NR AAA	2.35 2.36
65479JAD5	Nissan Auto Receivables Owner 2019-C A3 1.93% Due 7/15/2024	2,170,000.00	10/16/2019 1.94%	2,169,885.42 2,169,885.42	100.25 1.83%	2,175,359.90 930.69	0.70% 5,474.48	Aaa AAA	2.42 2.36
3135G0T45	FNMA Note 1.875% Due 4/5/2022	4,650,000.00	06/19/2017 1.88%	4,649,297.85 4,649,297.85	100.73 1.57%	4,684,024.05 6,296.88	1.50% 34,726.20	Aaa AA+	2.43 2.36
69353RFE3	PNC Bank Callable Note Cont 6/28/2022 2.45% Due 7/28/2022	3,050,000.00	07/25/2017 2.45%	3,049,725.50 3,049,725.50	101.36 1.92%	3,091,480.00 19,303.96	0.99% 41,754.50	A2 A	2.66 2.55
912828XG0	US Treasury Note 2.125% Due 6/30/2022	4,000,000.00	08/15/2017 1.82%	4,056,732.15 4,056,732.15	101.58 1.52%	4,063,124.00 28,641.30	1.31% 6,391.85	Aaa AA+	2.67 2.57

City of Corona Consolidated

Holdings by Maturity



Account #10003

As of October 31, 2019

CUSIP	Security Description	Par Value/Units	Purchase Date Book Yield	Cost Value Book Value	Mkt Price Mkt YTM	Market Value Accrued Int.	% of Port. Gain/Loss	Moody S&P	Term (yrs) Duration
3137BM6P6	FHLMC K721 A2 3.09% Due 8/25/2022	4,000,000.00	Various 2.22%	4,140,475.70 4,140,475.70	102.17 2.16%	4,086,760.00 10,300.00	1.31% (53,715.70)	Aaa NR	2.68 2.48
912828L24	US Treasury Note 1.875% Due 8/31/2022	4,500,000.00	10/17/2017 1.98%	4,478,906.25 4,478,906.25	101.00 1.51%	4,544,824.50 14,371.57	1.46% 65,918.25	Aaa AA+	2.84 2.74
44932HAC7	IBM Credit Corp Note 2.2% Due 9/8/2022	2,955,000.00	11/29/2017 2.58%	2,905,001.40 2,905,001.40	100.64 1.97%	2,973,790.85 9,570.92	0.95% 68,789.45	A2 A	2.86 2.75
4581X0CZ9	Inter-American Dev Bank Note 1.75% Due 9/14/2022	3,600,000.00	Various 2.30%	3,512,573.00 3,512,573.00	100.49 1.58%	3,617,499.60 8,225.00	1.16% 104,926.60	Aaa AAA	2.87 2.78
808513AT2	Charles Schwab Corp Callable Note Cont 12/25/2022 2.65% Due 1/25/2023	2,250,000.00	Various 2.32%	2,273,392.50 2,273,392.50	102.04 1.98%	2,296,010.25 15,900.00	0.74% 22,617.75	A2 A	3.15 3.00
912828N30	US Treasury Note 2.125% Due 12/31/2022	4,800,000.00	01/25/2018 2.46%	4,725,375.00 4,725,375.00	101.87 1.52%	4,889,625.60 34,369.57	1.57% 164,250.60	Aaa AA+	3.17 3.04
084670BR8	Berkshire Hathaway Callable Note Cont 1/15/2023 2.75% Due 3/15/2023	2,500,000.00	11/26/2018 3.51%	2,425,225.00 2,425,225.00	103.00 1.78%	2,575,115.00 8,784.72	0.83% 149,890.00	Aa2 AA	3.21 3.06
3135G0T94	FNMA Note 2.375% Due 1/19/2023	5,500,000.00	04/11/2018 2.71%	5,418,930.00 5,418,930.00	102.57 1.55%	5,641,091.50 37,010.42	1.82% 222,161.50	Aaa AA+	3.22 3.07
06051GHF9	Bank of America Corp Callable Note 1X 3/5/2023 3.55% Due 3/5/2024	3,250,000.00	Various 3.26%	3,273,420.00 3,273,420.00	104.15 2.25%	3,384,836.00 17,947.23	1.09% 111,416.00	A2 A-	3.35 3.14
24422ETG4	John Deere Capital Corp Note 2.8% Due 3/6/2023	1,500,000.00	Various 3.52%	1,454,530.00 1,454,530.00	102.89 1.90%	1,543,387.50 6,416.67	0.50% 88,857.50	A2 A	3.35 3.18
166764AH3	Chevron Corp Callable Note Cont 3/24/2023 3.191% Due 6/24/2023	3,000,000.00	Various 3.33%	2,982,300.00 2,982,300.00	104.48 1.82%	3,134,352.00 33,771.42	1.01% 152,052.00	Aa2 AA	3.40 3.19
037833AK6	Apple Inc Note 2.4% Due 5/3/2023	2,215,000.00	11/28/2018 3.54%	2,112,644.85 2,112,644.85	101.79 1.87%	2,254,551.04 26,284.67	0.73% 141,906.19	Aa1 AA+	3.51 3.31
404280BA6	HSBC Holdings PLC Note 3.6% Due 5/25/2023	1,200,000.00	05/15/2019 2.97%	1,228,680.00 1,228,680.00	104.45 2.29%	1,253,402.40 18,720.00	0.41% 24,722.40	A2 A	3.57 3.30
931142EK5	Wal-Mart Stores Callable Note Cont 5/26/2023 3.4% Due 6/26/2023	2,000,000.00	05/08/2019 2.67%	2,056,900.00 2,056,900.00	105.66 1.76%	2,113,178.00 23,611.11	0.68% 56,278.00	Aa2 AA	3.57 3.33
097023BQ7	Boeing Co Callable Note Cont 4/15/2023 1.875% Due 6/15/2023	2,020,000.00	02/13/2019 2.98%	1,930,251.40 1,930,251.40	99.15 2.12%	2,002,741.12 14,308.33	0.64% 72,489.72	A2 A	3.62 3.46

City of Corona Consolidated

Holdings by Maturity



Account #10003

As of October 31, 2019

CUSIP	Security Description	Par Value/Units	Purchase Date Book Yield	Cost Value Book Value	Mkt Price Mkt YTM	Market Value Accrued Int.	% of Port. Gain/Loss	Moody S&P	Term (yrs) Duration
3137EAEN5	FHLMC Note 2.75% Due 6/19/2023	4,550,000.00	Various 2.86%	4,527,967.50 4,527,967.50	104.22 1.55%	4,741,909.90 45,879.16	1.53% 213,942.40	Aaa AA+	3.64 3.43
02665WCJ8	American Honda Finance Note 3.45% Due 7/14/2023	930,000.00	07/11/2018 3.49%	928,391.10 928,391.10	105.37 1.94%	979,975.41 9,536.38	0.32% 51,584.31	A2 A	3.70 3.45
3137B5JM6	FHLMC K034 A2 3.531% Due 7/25/2023	3,850,000.00	08/28/2018 3.03%	3,931,662.11 3,931,662.11	105.49 1.90%	4,061,380.40 11,328.63	1.30% 129,718.29	NR NR	3.71 3.39
89114QC48	Toronto Dominion Bank Note 3.5% Due 7/19/2023	1,910,000.00	07/27/2018 3.56%	1,904,461.00 1,904,461.00	105.58 1.94%	2,016,629.57 18,940.83	0.65% 112,168.57	Aa1 AA-	3.72 3.46
69371RP59	Paccar Financial Corp Note 3.4% Due 8/9/2023	2,300,000.00	08/06/2018 3.41%	2,299,057.00 2,299,057.00	104.93 2.03%	2,413,408.40 17,812.22	0.78% 114,351.40	A1 A+	3.78 3.52
06406RAJ6	Bank of NY Mellon Corp Note 3.45% Due 8/11/2023	3,254,000.00	05/16/2019 2.79%	3,339,580.20 3,339,580.20	105.11 2.04%	3,420,230.59 24,947.33	1.10% 80,650.39	A1 A	3.78 3.52
3137B7MZ9	FHLMC K036 A2 3.527% Due 10/25/2023	3,750,000.00	Various 2.97%	3,837,910.16 3,837,910.16	105.62 1.95%	3,960,712.50 2,204.38	1.27% 122,802.34	Aaa NR	3.79 3.57
02665WCQ2	American Honda Finance Note 3.625% Due 10/10/2023	2,260,000.00	10/03/2018 3.64%	2,258,146.80 2,258,146.80	106.38 1.94%	2,404,176.70 4,778.96	0.77% 146,029.90	A2 A	3.95 3.67
912828T91	US Treasury Note 1.625% Due 10/31/2023	5,000,000.00	05/29/2019 2.05%	4,909,960.94 4,909,960.94	100.41 1.52%	5,020,310.00 223.21	1.61% 110,349.06	Aaa AA+	4.00 3.86
3130A0F70	FHLB Note 3.375% Due 12/8/2023	3,500,000.00	01/16/2019 2.73%	3,602,165.00 3,602,165.00	107.09 1.58%	3,748,111.50 46,921.88	1.21% 145,946.50	Aaa AA+	4.11 3.80
912828V23	US Treasury Note 2.25% Due 12/31/2023	4,500,000.00	06/21/2019 1.80%	4,588,417.97 4,588,417.97	102.88 1.53%	4,629,726.00 34,116.85	1.49% 41,308.03	Aaa AA+	4.17 3.94
912828B66	US Treasury Note 2.75% Due 2/15/2024	5,000,000.00	Various 2.21%	5,121,796.88 5,121,796.88	105.05 1.53%	5,252,540.00 29,144.02	1.69% 130,743.12	Aaa AA+	4.30 4.03
3137BYPQ7	FHLMC K726 A2 2.905% Due 4/25/2024	4,000,000.00	04/22/2019 2.72%	4,028,593.75 4,028,593.75	103.14 2.10%	4,125,536.00 9,683.33	1.32% 96,942.25	NR AAA	4.30 4.00
3130A0XE5	FHLB Note 3.25% Due 3/8/2024	1,000,000.00	03/28/2019 2.27%	1,045,410.00 1,045,410.00	107.03 1.57%	1,070,306.00 4,784.72	0.34% 24,896.00	Aaa AA+	4.36 4.06
3130AB3H7	FHLB Note 2.375% Due 3/8/2024	4,000,000.00	04/29/2019 2.37%	4,000,280.00 4,000,280.00	103.41 1.56%	4,136,200.00 13,986.11	1.33% 135,920.00	Aaa AA+	4.36 4.12
89114QCB2	Toronto Dominion Bank Note 3.25% Due 3/11/2024	1,270,000.00	03/26/2019 2.97%	1,286,078.20 1,286,078.20	104.89 2.07%	1,332,151.26 5,732.64	0.43% 46,073.06	Aa3 A	4.36 4.05
912828X70	US Treasury Note 2% Due 4/30/2024	2,400,000.00	06/10/2019 1.92%	2,408,437.50 2,408,437.50	102.00 1.54%	2,448,093.60 131.87	0.78% 39,656.10	Aaa AA+	4.50 4.29

City of Corona Consolidated

Account #10003

Holdings by Maturity

As of October 31, 2019



CUSIP	Security Description	Par Value/Units	Purchase Date Book Yield	Cost Value Book Value	Mkt Price Mkt YTM	Market Value Accrued Int.	% of Port. Gain/Loss	Moody S&P	Term (yrs) Duration
404280BS7	HSBC Holdings PLC Callable Note 1X 5/18/2023 3.95% Due 5/18/2024	2,000,000.00	08/28/2019 2.45%	2,101,680.00 2,101,680.00	104.93 2.43%	2,098,676.00 35,769.44	0.68% (3,004.00)	A2 A	4.55 3.48
3130A1XJ2	FHLB Note 2.875% Due 6/14/2024	5,500,000.00	Various 1.95%	5,740,000.40 5,740,000.40	105.71 1.59%	5,814,286.51 60,175.35	1.88% 74,286.11	Aaa AA+	4.62 4.29
912828XX3	US Treasury Note 2% Due 6/30/2024	2,500,000.00	07/30/2019 1.87%	2,515,722.66 2,515,722.66	102.07 1.54%	2,551,660.00 16,847.83	0.82% 35,937.34	Aaa AA+	4.67 4.42
69371RQ25	Paccar Financial Corp Note 2.15% Due 8/15/2024	715,000.00	08/08/2019 2.20%	713,419.85 713,419.85	100.45 2.05%	718,247.53 3,245.31	0.23% 4,827.68	A1 A+	4.79 4.51
3130A2UW4	FHLB Note 2.875% Due 9/13/2024	4,000,000.00	09/13/2019 1.79%	4,206,760.00 4,206,760.00	105.71 1.65%	4,228,496.00 15,333.33	1.36% 21,736.00	Aaa AA+	4.87 4.53
13063DRK6	California St TE-GO 2.4% Due 10/1/2024	3,385,000.00	10/16/2019 1.91%	3,462,753.45 3,462,753.45	101.88 2.00%	3,448,536.45 1,579.67	1.10% (14,217.00)	Aa2 AA-	4.92 4.62
3135G0W66	FNMA Note 1.625% Due 10/15/2024	2,080,000.00	10/17/2019 1.66%	2,076,443.20 2,076,443.20	100.05 1.61%	2,081,114.88 1,220.56	0.67% 4,671.68	Aaa AA+	4.96 4.74
TOTAL PORTFOLIO		306,577,983.45	2.20%	307,077,931.34	1.77%	311,382,456.71	100.00%	Aa1	2.30
TOTAL MARKET VALUE PLUS ACCRUED						1,382,901.67	4,304,525.37	AA	2.21
						312,765,358.38			

City of Corona Consolidated

Account #10003

Issuer Report

As of October 31, 2019



Issue Name	Par	Cost	Market Value	MVACC	% Portfolio
Government of United States	\$57,775,000.00	\$57,683,727.29	\$58,450,652.58	\$58,661,362.84	18.76%
Federal National Mortgage Association	\$39,705,000.00	\$39,472,355.50	\$39,845,453.91	\$40,007,294.79	12.79%
Federal Home Loan Mortgage Corp	\$36,585,000.00	\$37,030,604.17	\$37,559,495.17	\$37,684,253.10	12.05%
Federal Home Loan Bank	\$29,320,000.00	\$29,899,152.60	\$30,366,490.85	\$30,549,112.25	9.77%
Local Agency Investment Fund	\$22,496,183.58	\$22,496,183.58	\$22,496,183.58	\$22,543,089.97	7.21%
Inter-American Dev Bank	\$7,600,000.00	\$7,521,173.00	\$7,662,155.60	\$7,694,700.04	2.46%
John Deere ABS	\$6,898,174.72	\$6,949,757.93	\$6,982,088.73	\$6,990,661.96	2.24%
Honda ABS	\$5,525,335.71	\$5,502,181.90	\$5,546,289.62	\$5,550,652.81	1.77%
MUFG Bank Ltd/NY	\$5,000,000.00	\$4,988,691.67	\$4,988,691.67	\$4,988,937.50	1.60%
Intl Bank Recon and Development	\$4,000,000.00	\$3,972,680.00	\$3,997,600.00	\$4,007,891.67	1.28%
State of California	\$3,385,000.00	\$3,462,753.45	\$3,448,536.45	\$3,450,116.12	1.10%
Bank of New York	\$3,254,000.00	\$3,339,580.20	\$3,420,230.59	\$3,445,177.92	1.10%
Deere & Company	\$3,350,000.00	\$3,349,540.50	\$3,416,416.30	\$3,431,034.64	1.10%
HSBC Holdings PLC	\$3,200,000.00	\$3,330,360.00	\$3,352,078.40	\$3,406,567.84	1.09%
Bank of America Corp	\$3,250,000.00	\$3,273,420.00	\$3,384,836.00	\$3,402,783.23	1.09%
Honda Motor Corporation	\$3,190,000.00	\$3,186,537.90	\$3,384,152.11	\$3,398,467.45	1.09%
Toronto Dominion Holdings	\$3,180,000.00	\$3,190,539.20	\$3,348,780.83	\$3,373,454.30	1.08%
JP Morgan Chase & Co	\$3,250,000.00	\$3,228,657.50	\$3,312,929.75	\$3,341,370.14	1.07%
Oracle Corp	\$3,325,000.00	\$3,255,728.25	\$3,331,876.10	\$3,339,948.46	1.07%
Toyota ABS	\$3,203,145.23	\$3,234,882.28	\$3,239,543.11	\$3,243,679.38	1.04%
Toyota Motor Corp	\$3,100,000.00	\$3,038,938.00	\$3,153,137.10	\$3,177,764.88	1.02%
ChevronTexaco Corp	\$3,000,000.00	\$2,982,300.00	\$3,134,352.00	\$3,168,123.42	1.01%
Paccar Financial	\$3,015,000.00	\$3,012,476.85	\$3,131,655.93	\$3,152,713.46	1.01%
PNC Financial Services Group	\$3,050,000.00	\$3,049,725.50	\$3,091,480.00	\$3,110,783.96	0.99%
General Dynamics Corp	\$2,970,000.00	\$2,949,150.50	\$3,024,116.37	\$3,066,191.37	0.98%
IBM Corp	\$2,955,000.00	\$2,905,001.40	\$2,973,790.85	\$2,983,361.77	0.95%
Microsoft	\$2,910,000.00	\$2,906,946.45	\$2,909,595.60	\$2,926,531.12	0.94%
Exxon Mobil Corp	\$2,700,000.00	\$2,730,414.55	\$2,715,344.11	\$2,725,343.11	0.87%
Nissan ABS	\$2,635,390.81	\$2,632,313.01	\$2,640,363.46	\$2,641,631.56	0.84%
Wells Fargo Corp	\$2,575,000.00	\$2,572,198.40	\$2,576,619.68	\$2,590,614.09	0.83%

City of Corona Consolidated

Account #10003

Issuer Report

As of October 31, 2019



Issue Name	Par	Cost	Market Value	MVACC	% Portfolio
Berkshire Hathaway	\$2,500,000.00	\$2,425,225.00	\$2,575,115.00	\$2,583,899.72	0.83%
Chubb Corporation	\$2,545,000.00	\$2,556,986.95	\$2,552,881.87	\$2,581,824.18	0.83%
Royal Bank of Canada	\$2,400,000.00	\$2,409,096.00	\$2,421,583.20	\$2,438,583.20	0.78%
Qualcomm Inc	\$2,400,000.00	\$2,373,420.00	\$2,401,968.00	\$2,426,118.00	0.78%
American Express ABS	\$2,350,000.00	\$2,313,464.83	\$2,349,769.68	\$2,351,785.46	0.75%
Charles Schwab Corp/The	\$2,250,000.00	\$2,273,392.50	\$2,296,010.25	\$2,311,910.25	0.74%
Apple Inc	\$2,215,000.00	\$2,112,644.85	\$2,254,551.04	\$2,280,835.71	0.73%
Wal-Mart Stores	\$2,000,000.00	\$2,056,900.00	\$2,113,178.00	\$2,136,789.11	0.68%
State Street Bank	\$2,075,000.00	\$2,067,408.60	\$2,078,193.43	\$2,096,401.56	0.67%
Boeing Company	\$2,020,000.00	\$1,930,251.40	\$2,002,741.12	\$2,017,049.45	0.64%
International Finance Corp	\$1,685,000.00	\$1,680,046.10	\$1,696,639.98	\$1,706,749.98	0.55%
Costco Wholesale Corporation	\$1,630,000.00	\$1,628,288.50	\$1,628,813.36	\$1,634,835.30	0.52%
Verizon Owner Trust	\$1,390,000.00	\$1,389,892.83	\$1,390,472.60	\$1,392,195.43	0.45%
US Bancorp	\$1,250,000.00	\$1,247,850.00	\$1,270,166.25	\$1,279,007.40	0.41%
Home Depot	\$1,140,000.00	\$1,139,338.80	\$1,139,683.08	\$1,148,005.08	0.37%
Federated Govt Obligation Money Market Fund	\$325,753.40	\$325,753.40	\$325,753.40	\$325,753.40	0.10%
TOTAL	\$306,577,983.45	\$307,077,931.34	\$311,382,456.71	\$312,765,358.38	100.00%



Chandler Asset Management, Inc. ("Chandler") is an SEC registered investment adviser. For additional information about our firm, please see our current disclosures (Form ADV). To obtain a copy of our current disclosures, you may contact your client service representative by calling the number on the front of this statement or you may visit our website at www.chandlerasset.com.

Information contained in this monthly statement is confidential and is provided for informational purposes only and should not be construed as specific investment or legal advice. The information contained herein was obtained from sources believed to be reliable as of the date of this statement, but may become outdated or superseded at any time without notice.

Custody: Your qualified custodian bank maintains control of all assets reflected in this statement and we urge you to compare this statement to the one you receive from your qualified custodian. Chandler does not have any authority to withdraw or deposit funds from/to the custodian account.

Valuation: Prices are provided by IDC, an independent pricing source. In the event IDC does not provide a price or if the price provided is not reflective of fair market value, Chandler will obtain pricing from an alternative approved third party pricing source in accordance with our written valuation policy and procedures. Our valuation procedures are also disclosed in Item 5 of our Form ADV Part 2A.

Performance: Performance results are presented gross-of-advisory fees and represent the client's Total Return. The deduction of advisory fees lowers performance results. These results include the reinvestment of dividends and other earnings. Past performance may not be indicative of future results. Therefore, clients should not assume that future performance of any specific investment or investment strategy will be profitable or equal to past performance levels. All investment strategies have the potential for profit or loss. Economic factors, market conditions or changes in investment strategies, contributions or withdrawals may materially alter the performance and results of your portfolio.

Source ice Data Indices, LLC ("ICE"), used with permission. ICE PERMITS USE OF THE ICE INDICES AND RELATED DATA ON AN "AS IS" BASIS; ICE, ITS AFFILIATES AND THEIR RESPECTIVE THIRD PARTY SUPPLIERS DISCLAIM ANY AND ALL WARRANTIES AND REPRESENTATIONS, EXPRESS AND/OR IMPLIED, INCLUDING ANY WARRANTIES OF MERCHANTABILITY OR FITNESS FOR A PARTICULAR PURPOSE OR USE, INCLUDING THE INDICES, INDEX DATA AND ANY DATA INCLUDED IN, RELATED TO, OR DERIVED THEREFROM. NEITHER ICE DATA, ITS AFFILIATES OR THEIR RESPECTIVE THIRD PARTY PROVIDERS GUARANTEE THE QUALITY, ADEQUACY, ACCURACY, TIMELINESS OR COMPLETENESS OF THE INDICES OR THE INDEX DATA OR ANY COMPONENT THEREOF, AND THE INDICES AND INDEX DATA AND ALL COMPONENTS THEREOF ARE PROVIDED ON AN "AS IS" BASIS AND LICENSEE'S USE IS AT LICENSEE'S OWN RISK. ICE DATA, ITS AFFILIATES AND THEIR RESPECTIVE THIRD PARTY DO NOT SPONSOR, ENDORSE, OR RECOMMEND CHANDLER, OR ANY OF ITS PRODUCTS OR SERVICES.

Index returns assume reinvestment of all distributions. Historical performance results for investment indexes generally do not reflect the deduction of transaction and/or custodial charges or the deduction of an investment management fee, the incurrence of which would have the effect of decreasing historical performance results. It is not possible to invest directly in an index.

Ratings: Ratings information have been provided by Moody's, S&P and Fitch through data feeds we believe to be reliable as of the date of this statement, however we cannot guarantee its accuracy.

Security level ratings for U.S. Agency issued mortgage-backed securities ("MBS") reflect the issuer rating because the securities themselves are not rated. The issuing U.S. Agency guarantees the full and timely payment of both principal and interest and carries a AA+/Aaa/AAA by S&P, Moody's and Fitch respectively.



Benchmark Index	Disclosure
ICE BAML 1-5 Yr US Treasury/Agency Index	The ICE BAML 1-5 Year US Treasury & Agency Index tracks the performance of US dollar denominated US Treasury and nonsubordinated US agency debt issued in the US domestic market. Qualifying securities must have an investment grade rating (based on an average of Moody's, S&P and Fitch). Qualifying securities must have at least one year remaining term to final maturity and less than five years remaining term to final maturity, at least 18 months to maturity at time of issuance, a fixed coupon schedule and a minimum amount outstanding of \$1 billion for sovereigns and \$250 million for agencies. (Index: GVA0. Please visit www.mlindex.ml.com for more information)

Portfolio Performance

October 31, 2019

Date	City of Corona	City of Corona Internal Account	City of Corona Consolidated Account
7/31/2006			
8/31/2006	0.744%	0.530%	0.633%
9/30/2006	0.559%	0.506%	0.533%
10/31/2006	0.585%	0.445%	0.517%
10/31/2006	0.585%	0.445%	0.517%
11/30/2006	0.655%	0.488%	0.573%
12/31/2006	-0.102%	0.203%	0.044%
1/31/2007	0.159%	0.350%	0.250%
2/28/2007	1.021%	0.604%	0.798%
3/31/2007	0.334%	0.407%	0.372%
4/30/2007	0.403%	0.415%	0.409%
5/31/2007	-0.330%	0.247%	-0.031%
6/30/2007	0.360%	0.413%	0.390%
7/31/2007	0.984%	0.429%	0.672%
8/31/2007	0.940%	0.464%	0.809%
9/30/2007	0.824%	0.415%	0.728%
10/31/2007	0.451%	0.410%	0.443%
11/30/2007	1.608%	0.401%	1.392%
12/31/2007	0.414%	0.404%	0.413%
1/31/2008	1.952%	0.388%	1.600%
2/29/2008	0.908%	0.329%	0.730%
3/31/2008	0.102%	0.321%	0.164%
4/30/2008	-0.683%	0.278%	-0.482%
5/31/2008	-0.519%	0.263%	-0.340%
6/30/2008	0.310%	0.237%	0.288%
7/31/2008	0.468%	0.237%	0.406%
8/31/2008	0.494%	0.232%	0.431%
9/30/2008	-0.920%	0.227%	-0.704%
10/31/2008	0.620%	0.231%	0.549%
11/30/2008	2.483%	0.208%	2.067%
12/31/2008	2.145%	0.206%	1.875%
1/31/2009	-0.248%	0.175%	-0.192%

Date	City of Corona	City of Corona Internal Account	City of Corona Consolidated Account
2/28/2009	0.166%	0.141%	0.160%
3/31/2009	0.639%	0.153%	0.555%
4/30/2009	0.500%	0.132%	0.454%
5/31/2009	0.334%	0.134%	0.307%
6/30/2009	-0.121%	0.114%	-0.067%
7/31/2009	0.518%	0.089%	0.428%
8/31/2009	0.662%	0.074%	0.544%
9/30/2009	0.353%	0.062%	0.301%
10/31/2009	0.444%	0.054%	0.386%
11/30/2009	0.866%	0.050%	0.775%
12/31/2009	-1.061%	0.049%	-0.960%
1/31/2010	0.957%	0.048%	0.855%
2/28/2010	0.398%	0.041%	0.322%
3/31/2010	-0.270%	0.046%	-0.218%
4/30/2010	0.514%	0.048%	0.446%
5/31/2010	0.464%	0.047%	0.419%
6/30/2010	0.895%	0.042%	0.743%
7/31/2010	0.670%	0.049%	0.548%
8/31/2010	0.389%	0.043%	0.329%
9/30/2010	0.322%	0.041%	0.285%
10/31/2010	0.490%	0.041%	0.444%
11/30/2010	-0.447%	0.037%	-0.400%
12/31/2010	-0.424%	0.038%	-0.381%
1/31/2011	0.246%	0.038%	0.227%
2/28/2011	-0.060%	0.034%	-0.044%
3/31/2011	0.030%	0.037%	0.031%
4/30/2011	0.678%	0.050%	0.599%
5/31/2011	0.519%	0.036%	0.459%
6/30/2011	-0.059%	0.032%	-0.040%
7/31/2011	0.658%	0.046%	0.536%
8/31/2011	0.423%	0.031%	0.354%
9/30/2011	-0.178%	0.031%	-0.143%
10/31/2011	0.293%	0.035%	0.254%
11/30/2011	-0.053%	0.031%	-0.038%
12/31/2011	0.307%	0.030%	0.264%
1/31/2012	0.542%	0.035%	0.466%

Date	City of Corona	City of Corona Internal Account	City of Corona Consolidated Account
2/29/2012	-0.011%	0.030%	-0.002%
3/31/2012	-0.125%	0.032%	-0.095%
4/30/2012	0.449%	0.029%	0.372%
5/31/2012	0.072%	0.031%	0.064%
6/30/2012	0.107%	0.030%	0.089%
7/31/2012	0.431%	0.029%	0.332%
8/31/2012	0.181%	0.030%	0.151%
9/30/2012	0.046%	0.028%	0.042%
10/31/2012	-0.035%	0.028%	-0.024%
11/30/2012	0.243%	0.026%	0.210%
12/31/2012	-0.043%	0.028%	-0.034%
1/31/2013	-0.100%	0.023%	-0.084%
2/28/2013	0.218%	0.022%	0.185%
3/31/2013	0.056%	0.024%	0.052%
4/30/2013	0.225%	0.020%	0.213%
5/31/2013	-0.474%	0.022%	-0.442%
6/30/2013	-0.505%	0.020%	-0.424%
7/31/2013	0.280%	0.022%	0.240%
8/31/2013	-0.238%	0.023%	-0.200%
9/30/2013	0.493%	0.021%	0.438%
10/31/2013	0.339%	0.021%	0.305%
11/30/2013	0.150%	0.022%	0.137%
12/31/2013	-0.423%	0.025%	-0.379%
1/31/2014	0.483%	0.018%	0.434%
2/28/2014	0.175%	0.018%	0.148%
3/31/2014	-0.271%	0.020%	-0.228%
4/30/2014	0.274%	0.017%	0.239%
5/31/2014	0.380%	0.020%	0.338%
6/30/2014	-0.058%	0.019%	-0.047%
7/31/2014	-0.200%	0.019%	-0.157%
8/31/2014	0.289%	0.021%	0.242%
9/30/2014	-0.151%	0.020%	-0.124%
10/31/2014	0.392%	0.020%	0.333%
11/30/2014	0.320%	0.021%	0.273%
12/31/2014	-0.210%	0.023%	-0.175%
1/31/2015	0.961%	0.023%	0.800%

Date	City of Corona	City of Corona Internal Account	City of Corona Consolidated Account
2/28/2015	-0.419%	0.020%	-0.297%
3/31/2015	0.404%	0.024%	0.325%
4/30/2015	0.035%	0.021%	0.032%
5/31/2015	0.082%	0.025%	0.071%
6/30/2015	-0.143%	0.024%	-0.105%
7/31/2015	0.166%	0.026%	0.131%
8/31/2015	-0.009%	0.028%	0.000%
9/30/2015	0.490%	0.027%	0.401%
10/31/2015	-0.089%	0.027%	-0.069%
11/30/2015	-0.240%	0.030%	-0.201%
12/31/2015	-0.085%	0.034%	-0.070%
1/31/2016	0.917%	0.034%	0.836%
2/29/2016	0.206%	0.036%	0.180%
3/31/2016	0.383%	0.043%	0.333%
4/30/2016	0.044%	0.041%	0.043%
5/31/2016	-0.121%	0.073%	-0.097%
6/30/2016	0.796%	0.048%	0.683%
7/31/2016	0.045%	0.020%	0.040%
8/31/2016	-0.215%	0.052%	-0.185%
9/30/2016	0.105%	0.053%	0.099%
10/31/2016	-0.128%	0.054%	-0.099%

Date	City of Corona	City of Corona Internal Account	City of Corona Consolidated Account
11/30/2016	-0.814%	0.055%	-0.696%
12/31/2016	0.063%	0.074%	0.064%
1/31/2017	0.177%	0.065%	0.163%
2/28/2017	0.203%	0.059%	0.175%
3/31/2017	0.092%	0.062%	0.086%
4/30/2017	0.330%	0.071%	0.282%
5/31/2017	0.236%	0.079%	0.205%
6/30/2017	-0.062%	0.081%	-0.036%
7/31/2017	0.305%	0.086%	0.259%
8/31/2017	0.304%	0.092%	0.269%
9/30/2017	-0.233%	0.092%	-0.181%
10/31/2017	-0.032%	0.094%	-0.007%
11/30/2017	-0.269%	0.096%	-0.213%
12/31/2017	0.026%	0.105%	0.036%
1/31/2018	-0.471%	0.123%	-0.382%
2/28/2018	-0.167%	0.108%	-0.108%
3/31/2018	0.219%	0.129%	0.201%
4/30/2018	-0.200%	0.154%	-0.132%
5/31/2018	0.467%	0.151%	0.405%
6/30/2018	-0.007%	0.151%	0.030%
7/31/2018	-0.005%	0.218%	0.043%
8/31/2018	0.458%	0.169%	0.419%
9/30/2018	-0.167%	0.168%	-0.123%
10/31/2018	0.039%	0.232%	0.062%
11/30/2018	0.384%	0.180%	0.357%
12/31/2018	0.968%	0.196%	0.882%
1/31/2019	0.514%	0.241%	0.477%
2/28/2019	0.166%	0.185%	0.169%
3/31/2019	0.774%	0.206%	0.670%
4/30/2019	0.192%	0.233%	0.200%
5/31/2019	0.822%	0.208%	0.704%
6/30/2019	0.687%	0.201%	0.612%
7/31/2019	-0.046%	0.235%	0.008%
8/31/2019	1.074%	0.199%	0.993%
9/30/2019	-0.144%	0.186%	-0.113%
10/31/2019	0.331%	0.216%	0.320%

City of Corona Consolidated

Account #10003

Corona Supplemental

As of October 31, 2019



Investments	Par Value	Market Value	Book Value	% of Portfolio	Term	Days to Maturity	YTM
ABS	\$22,002,046.47	\$22,148,527.20	\$22,022,492.78	7.17%			
Agency	\$83,300,000.00	\$84,651,533.91	\$83,572,046.72	27.22%	1,559	1,011	3.761
CMO	\$22,310,000.00	\$23,119,906.02	\$22,830,065.55	7.43%			
Commercial Paper	\$5,000,000.00	\$4,988,691.67	\$4,988,691.67	1.62%	162	77	0.236
Foreign Corporate	\$8,780,000.00	\$9,122,442.43	\$8,929,995.20	2.91%			
LAIF	\$22,496,183.58	\$22,496,183.58	\$22,496,183.58	7.33%	1	1	0.680
Money Market Fund FI	\$325,753.40	\$325,753.40	\$325,753.40	0.11%	1	1	0.150
Municipal Bonds	\$3,385,000.00	\$3,448,536.45	\$3,462,753.45	1.13%			
Supranational	\$13,285,000.00	\$13,356,395.58	\$13,173,899.10	4.29%			
US Corporate	\$67,919,000.00	\$69,273,833.89	\$67,592,322.60	22.01%	1,237	789	4.090
US Treasury	\$57,775,000.00	\$58,450,652.58	\$57,683,727.29	18.78%	1,699	864	4.337
TOTAL PORTFOLIO	\$306,577,983.45	\$311,382,456.71	\$307,077,931.34	100.00%	1477	889	2.218
AVERAGE DAILY BALANCE			\$321,052,532.00				