

# CITY OF CORONA

Annual Report



FISCAL YEAR 2019-20  
COMMUNITY FACILITIES DISTRICT NO. 2001-2 IMPROVEMENT AREAS NO. 1 AND 2  
(CRESTE-GRANDE)



SPICER CONSULTING  
GROUP

# Table of Contents

---

## **Sections**

1	Bond Profile	1
2	Fund Information	1
3	Special Tax Information	2
4	Payment History	3

## **Tables**

2-1	Fund Balances	1
3-1	Assigned Special Tax Rates – IA 1	2
3-2	Special Tax Breakdown – IA 1	2
3-3	Assigned Special Tax Rates – IA 2	3
3-4	Special Tax Breakdown – IA 2	3
4-1	Delinquency Summary – IA 1	3
4-2	Delinquency Summary – IA 2	4

## **Appendices**

Appendix A – Boundary Maps

Appendix B – Debt Service Schedules

Community Facilities District No. 2001-2  
 Improvement Areas No. 1 and No. 2 (Cresta-Grande)  
 Special Tax Bonds, 2002 Series A

## Bond Profile

### *Project Description*

The Community Facilities District No. 2001-2 (the “CFD No. 2001-2” or the “District”) was formed to finance the acquisition of certain public improvements, which have been completed. The Authorized Facilities financed consist of the following: water and sewer improvements; street improvements and traffic signals; storm drainage improvements; park and recreational improvements; public safety improvements; landscape and appurtenant improvements; library improvements; and the acquisition of parkland and open space.

### *Location*

CFD No. 2001-2, comprises approximately 68 gross acres located in the northeasterly and southerly portion of the City. The District consists of two non-contiguous Improvement Areas. Improvement Area No. 1 (“IA 1”), known as “Cresta Verde Hills”, consists of approximately 55 gross acres. It is located approximately 1-mile northeast of the interchange between State Route 91 and the Interstate 15 Freeway. Improvement Area No. 2 (“IA 2”), known as “Vista Grande”, consists of approximately 12.5 gross acres. It is located approximately 3 miles south of the interchange between State Route 91 and the Interstate 15 Freeway.

### *2002 Series A Bonds - Authority*

The CFD No. 2001-2 Special Tax Bonds 2002 Series A (the “2001-2 Bonds”) were issued in the aggregate principal amount of \$3,675,000, with interest rates ranging from 2.60% to 6.25%, and were issued August 15, 2002. Interest on the 2001-2 Bonds is payable semi-annually on March 1 and September 1. The final maturity of the 2001-2 Bonds is September 1, 2032. The amount of 2001-2 Bonds outstanding as of September 30, 2019, is \$2,265,000.

### *2002 Series A Bonds – IA 1*

The amount of CFD No. 2001-2 Bonds allocated to Improvement Area No. 1 outstanding as of September 30, 2019, is \$1,595,932.00.

### *2002 Series A Bonds – IA 2*

The amount of CFD No. 2001-2 Bonds allocated to Improvement Area No. 2 outstanding as of September 30, 2019, is \$669,068.00.

## Fund Information

The Fund Balances for CFD No. 2001-2 as of September 30, 2019 are shown in the following table:

*Table 2-1*  
*Fund Balances*

Account	Balance
RESERVE-INV W/FISCAL AGENT	\$265,990.10
PRINCIPAL-INV W/FISCAL AGENT	\$0.00
INTEREST-INV W/FISCAL AGENT	\$5,735.60
SPECIAL-INV W/FISCAL AGENT	\$43,013.23
OTHER SPECIAL -INV W/FA	\$256.06
<b>Total</b>	<b>\$314,994.99</b>

### Reserve Requirement

The Reserve Fund must be maintained at the Reserve Requirement which is defined as of any date of calculation as an amount equal to the lesser of (i) ten percent (10%) of the proceeds of the sale of the Bond, (ii) Maximum Annual Debt Service on the Bonds, or (iii) 125 percent of average Annual Debt Service on the Bonds, as determined by the City. **As of September 30, 2019, the balance in the Reserve Fund was \$265,990.10 and the Reserve Requirement was \$265,000.00.**

### Special Tax Information

#### Special Tax

A Special Tax is collected each year to pay the principal and interest obligations on the CFD No. 2001-2 Bonds. The amount collected each year is determined by the Special Tax formula and can vary from year to year but shall not exceed the maximum authorized (or permitted) Special Tax rates.

#### Improvement Area No. 1

The amount levied for Fiscal Year 2019-20 tax year is \$201,886.88. The Assigned Special Tax rates for Fiscal Year 2019-20 are as follows:

Table 3-1

#### Assigned Special Tax Rates – IA 1

Category	Assigned Tax Rate
Developed Residential (2,900 sq. ft. or less)	\$2,914.00
Developed Residential (2,901 to 3,400 sq. ft.)	\$3,104.00
Developed Residential (3,401 to 3,900 sq. ft.)	\$3,286.00
Developed Residential (3,901 sq. ft. or greater)	\$3,348.00
Non-Residential Property (Per Acre)	\$12,407.00

Table 3-2

#### Special Tax Breakdown – IA 1

Category	Parcels	Levied Amount	Assigned Special Tax	% of Assigned Special Tax
Developed Residential (2,900 sq. ft. or less)	12	\$30,278.88	\$34,968.00	86.59%
Developed Residential (2,901 to 3,400 sq. ft.)	8	\$21,502.08	\$24,832.00	86.59%
Developed Residential (3,401 to 3,900 sq. ft.)	12	\$34,144.32	\$39,432.00	86.59%
Developed Residential (3,901 sq. ft. or greater)	40	\$115,961.60	\$133,920.00	86.59%
Non-Residential Property (Per Acre)	0	\$0.00	\$0.00	0.00%
<b>Total</b>	<b>72</b>	<b>\$201,886.88</b>	<b>\$233,152.00</b>	<b>86.59%</b>

*Improvement Area No. 2*

The amount levied for Fiscal Year 2019-20 tax year is \$97,386.34. The Assigned Special Tax rates for Fiscal Year 2019-20 are as follows:

*Table 3-3**Assigned Special Tax Rates – IA 2*

Category	Assigned Tax Rate
Developed Residential (2,600 sq. ft. or less)	\$2,282.00
Developed Residential (2,601 to 2,800 sq. ft.)	\$2,444.00
Developed Residential (2,801 to 3,000 sq. ft.)	\$2,534.00
Developed Residential (3,001 to 3,200 sq. ft.)	\$2,753.00
Developed Residential (3,201 sq. ft. or greater)	\$2,900.00
Non-Residential Property (Per Acre)	\$12,385.00

*Table 3-4**Special Tax Breakdown – IA 2*

Category	Parcels	Levied Amount	Assigned Special Tax	% of Assigned Special Tax
Developed Residential (2,600 sq. ft. or less)	6	\$12,182.88	\$13,692.00	88.98%
Developed Residential (2,601 to 2,800 sq. ft.)	6	\$13,047.72	\$14,664.00	88.98%
Developed Residential (2,801 to 3,000 sq. ft.)	5	\$11,273.50	\$12,670.00	88.98%
Developed Residential (3,001 to 3,200 sq. ft.)	8	\$19,596.48	\$22,024.00	88.98%
Developed Residential (3,201 sq. ft. or greater)	16	\$41,285.76	\$46,400.00	88.98%
Non-Residential Property (Per Acre)	0	\$0.00	\$0.00	0.00%
<b>Total</b>	<b>41</b>	<b>\$97,386.34</b>	<b>\$109,450.00</b>	<b>88.98%</b>

*Termination of Special Tax*

For each Fiscal Year that any Bonds are outstanding, the Special Tax shall be levied on all Assessor's Parcels of Taxable Property. If any delinquent Special Taxes remain uncollected prior to or after all outstanding Bonds are retired, the Special Tax may be levied to the extent necessary, up to the applicable Maximum Special Tax, to make up the deficiency resulting from such delinquent Special Taxes, but not later than the 2035-36 Fiscal Year.

**Payment History**

Delinquencies are calculated through October 2019 and may reflect parcels that may already be on a payment plan.

*Delinquency Rates for Fiscal Year 2018-19**Improvement Area No. 1*

As of October 2019, the delinquency rate for CFD No. 2001-2 IA 1 for Fiscal Year 2018-19, at the rate of 0.00%.

*Information Concerning Delinquent Parcels*

CFD No. 2001-2 IA 1 delinquency information as of October 2019, is illustrated below:

*Table 4-1  
Delinquency Summary – IA 1*

Fiscal Year	Levied		Delinquent		
	Parcels	Amount	Parcels	Amount	Del. Rate
2014-15	72	\$200,459.36	0	\$0.00	0.00%
2015-16	72	\$198,562.16	0	\$0.00	0.00%
2016-17	72	\$197,241.68	0	\$0.00	0.00%
2017-18	72	\$196,278.08	0	\$0.00	0.00%
2018-19	72	\$199,450.80	0	\$0.00	0.00%
<b>Total</b>		<b>\$991,992.08</b>	<b>0</b>	<b>\$0.00</b>	<b>0.00%</b>

*Improvement Area No. 2*

As of October 2019, the delinquency rate for CFD No. 2001-2 IA 2 for Fiscal Year 2018-19, at the rate of 2.08%.

*Information Concerning Delinquent Parcels*

CFD No. 2001-2 IA 2 delinquency information as of October 2019, is illustrated below:

*Table 4-2  
Delinquency Summary – IA 2*

Fiscal Year	Levied		Delinquent		
	Parcels	Amount	Parcels	Amount	Del. Rate
2014-15	41	\$94,674.10	0	\$0.00	0.00%
2015-16	41	\$94,624.96	1	\$986.45	1.04%
2016-17	41	\$94,101.40	0	\$0.00	0.00%
2017-18	41	\$94,795.64	1	\$1,976.46	2.08%
2018-19	41	\$95,364.04	1	\$1,988.30	2.08%
<b>Total</b>		<b>\$473,560.14</b>	<b>1</b>	<b>\$4,951.21</b>	<b>1.05%</b>

*Foreclosure Covenant*

The City hereby covenants with and for the benefit of the Owner of the Bonds that it will commence and diligently pursue to completion, judicial foreclosure proceedings against properties with delinquent Special Taxes in excess of \$5,000 by the October 1 following the close of the Fiscal Year in which such Special Taxes were due, and, it will commence and diligently pursue to completion judicial foreclosure proceedings against all properties in the District with delinquent Special Taxes by the October 1 following the close of each Fiscal Year in which it receives Special Taxes in an amount which is less than ninety-five percent (95%) of the total Special Taxes levied.

**There are no foreclosure actions at this time.**

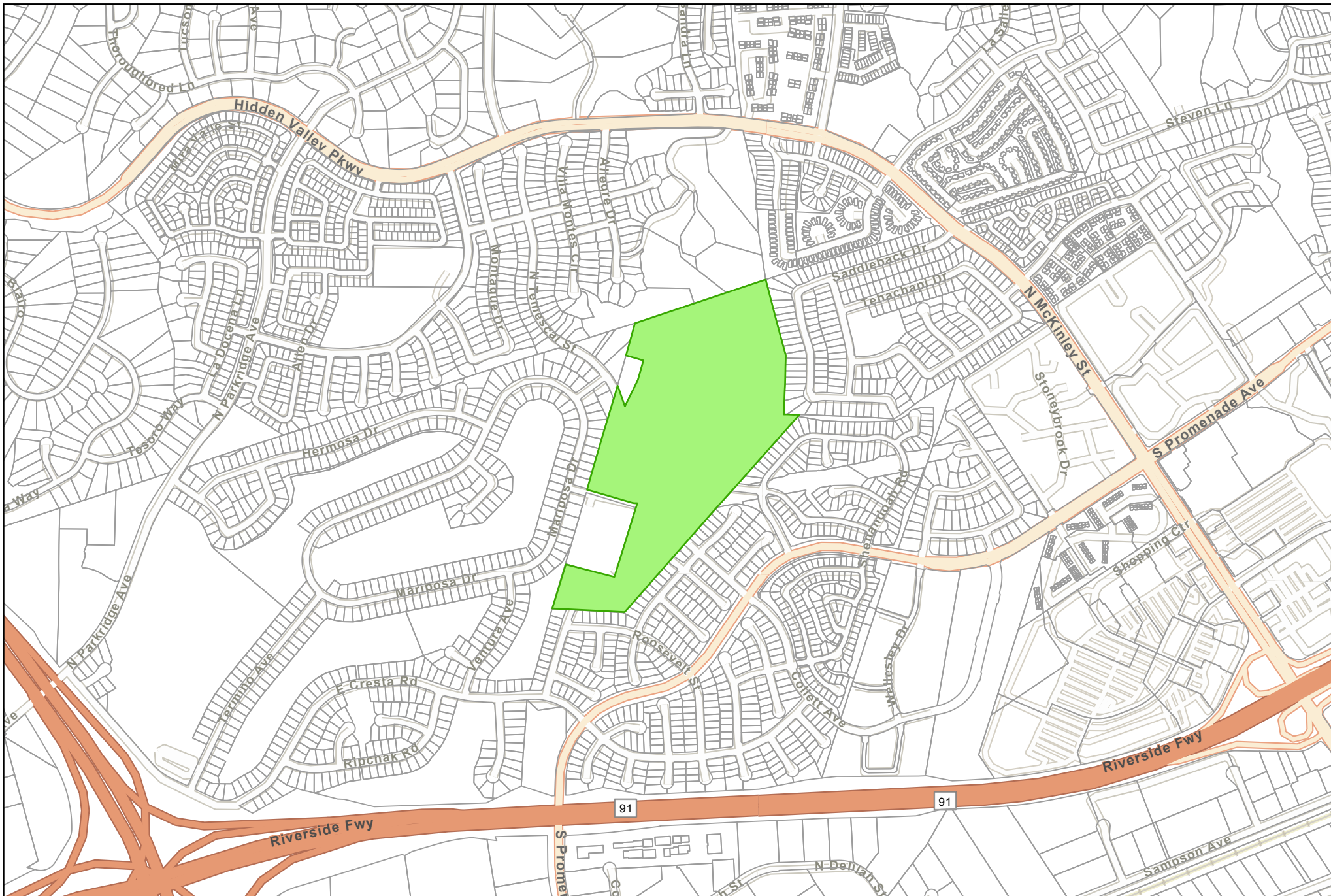
# APPENDIX A

## Boundary Maps

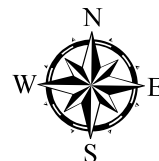


SPICER CONSULTING  
G R O U P

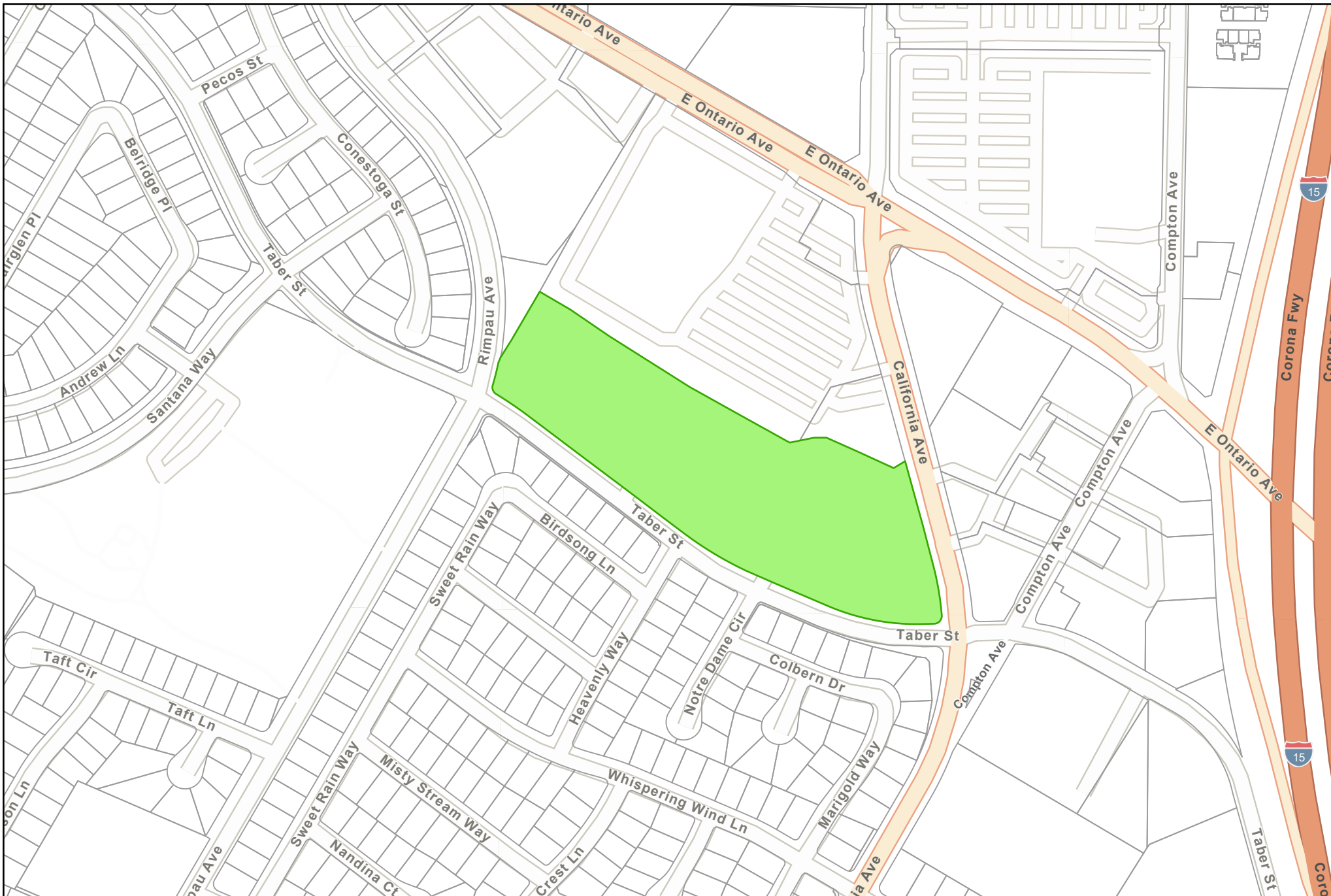




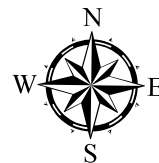
**Community Facilities District No. 2001 - 2  
Improvement Area 1**







**Community Facilities District No. 2001 - 2  
Improvement Area 2**



APPENDIX B  
Debt Service Schedules



SPICER CONSULTING  
G R O U P

**CITY OF CORONA**  
**CFD 2001-2 IA 1**  
**Special Tax Bonds 2002 Series A**



Issued

08/15/2002

<i>Date</i>	<i>Coupon Rate</i>	<i>Principal</i>	<i>Principal Outstanding</i>	<i>Semi-Annual Interest</i>	<i>Semi-Annual Debt Service</i>	<i>Annual Debt Service</i>
09/01/2003	2.600%	\$ 9,936.00	\$ 2,590,426.50	\$ 146,920.87	\$ 156,856.87	\$ 156,856.87
03/01/2004			\$ 2,590,426.50	\$ 74,995.27	\$ 74,995.27	
09/01/2004	2.900%	\$ 43,062.00	\$ 2,547,364.50	\$ 74,995.27	\$ 118,057.27	\$ 193,052.54
03/01/2005			\$ 2,547,364.50	\$ 74,370.87	\$ 74,370.87	
09/01/2005	3.350%	\$ 43,050.00	\$ 2,504,314.50	\$ 74,370.87	\$ 117,420.87	\$ 191,791.75
03/01/2006			\$ 2,504,314.50	\$ 73,649.79	\$ 73,649.79	
09/01/2006	3.650%	\$ 41,916.00	\$ 2,462,398.50	\$ 73,649.79	\$ 115,565.79	\$ 189,215.57
03/01/2007			\$ 2,462,398.50	\$ 72,884.82	\$ 72,884.82	
09/01/2007	4.100%	\$ 45,786.00	\$ 2,416,612.50	\$ 72,884.82	\$ 118,670.82	\$ 191,555.64
03/01/2008			\$ 2,416,612.50	\$ 71,946.21	\$ 71,946.21	
09/01/2008	4.400%	\$ 45,792.50	\$ 2,370,820.00	\$ 71,946.21	\$ 117,738.71	\$ 189,684.91
03/01/2009			\$ 2,370,820.00	\$ 70,938.77	\$ 70,938.77	
09/01/2009	4.650%	\$ 49,707.00	\$ 2,321,113.00	\$ 70,938.77	\$ 120,645.77	\$ 191,584.54
03/01/2010			\$ 2,321,113.00	\$ 69,783.08	\$ 69,783.08	
09/01/2010	4.900%	\$ 53,655.00	\$ 2,267,458.00	\$ 69,783.08	\$ 123,438.08	\$ 193,221.17
03/01/2011			\$ 2,267,458.00	\$ 68,468.54	\$ 68,468.54	
09/01/2011	5.100%	\$ 53,632.50	\$ 2,213,825.50	\$ 68,468.54	\$ 122,101.04	\$ 190,569.57
03/01/2012			\$ 2,213,825.50	\$ 67,100.91	\$ 67,100.91	
09/01/2012*		\$ 100,000.00	\$ 2,113,825.50	\$ 0.00	\$ 100,000.00	
09/01/2012	5.200%	\$ 56,128.00	\$ 2,057,697.50	\$ 64,100.91	\$ 120,228.91	\$ 287,329.81
03/01/2013			\$ 2,057,697.50	\$ 62,641.58	\$ 62,641.58	
09/01/2013	5.300%	\$ 55,120.50	\$ 2,002,577.00	\$ 62,641.58	\$ 117,762.08	\$ 180,403.66
03/01/2014			\$ 2,002,577.00	\$ 61,180.89	\$ 61,180.89	
09/01/2014	5.400%	\$ 59,152.00	\$ 1,943,425.00	\$ 61,180.89	\$ 120,332.89	\$ 181,513.77
03/01/2015			\$ 1,943,425.00	\$ 59,583.78	\$ 59,583.78	
09/01/2015	5.500%	\$ 63,200.50	\$ 1,880,224.50	\$ 59,583.78	\$ 122,784.28	\$ 182,368.06
03/01/2016			\$ 1,880,224.50	\$ 57,845.77	\$ 57,845.77	
09/01/2016	5.650%	\$ 65,430.00	\$ 1,814,794.50	\$ 57,845.77	\$ 123,275.77	\$ 181,121.53
03/01/2017			\$ 1,814,794.50	\$ 55,997.37	\$ 55,997.37	
09/01/2017	5.750%	\$ 69,529.00	\$ 1,745,265.50	\$ 55,997.37	\$ 125,526.37	\$ 181,523.74
03/01/2018			\$ 1,745,265.50	\$ 53,998.41	\$ 53,998.41	
09/01/2018	5.850%	\$ 73,661.00	\$ 1,671,604.50	\$ 53,998.41	\$ 127,659.41	\$ 181,657.82
03/01/2019			\$ 1,671,604.50	\$ 51,843.83	\$ 51,843.83	
09/01/2019	5.900%	\$ 75,672.50	\$ 1,595,932.00	\$ 51,843.83	\$ 127,516.33	\$ 179,360.15
03/01/2020			\$ 1,595,932.00	\$ 49,611.49	\$ 49,611.49	
09/01/2020	5.950%	\$ 84,075.00	\$ 1,511,857.00	\$ 49,611.49	\$ 133,686.49	\$ 183,297.98
03/01/2021			\$ 1,511,857.00	\$ 47,110.26	\$ 47,110.26	
09/01/2021	6.100%	\$ 85,896.00	\$ 1,425,961.00	\$ 47,110.26	\$ 133,006.26	\$ 180,116.51
03/01/2022			\$ 1,425,961.00	\$ 44,490.43	\$ 44,490.43	
09/01/2022	6.100%	\$ 94,470.00	\$ 1,331,491.00	\$ 44,490.43	\$ 138,960.43	\$ 183,450.86

<i>Date</i>	<i>Coupon Rate</i>	<i>Principal</i>	<i>Principal Outstanding</i>	<i>Semi-Annual Interest</i>	<i>Semi-Annual Debt Service</i>	<i>Annual Debt Service</i>
03/01/2023			\$ 1,331,491.00	\$ 41,609.09	\$ 41,609.09	
09/01/2023	6.250%	\$ 96,079.50	\$ 1,235,411.50	\$ 41,609.09	\$ 137,688.59	\$ 179,297.69
03/01/2024			\$ 1,235,411.50	\$ 38,606.61	\$ 38,606.61	
09/01/2024	6.250%	\$ 104,833.00	\$ 1,130,578.50	\$ 38,606.61	\$ 143,439.61	\$ 182,046.22
03/01/2025			\$ 1,130,578.50	\$ 35,330.58	\$ 35,330.58	
09/01/2025	6.250%	\$ 110,632.00	\$ 1,019,946.50	\$ 35,330.58	\$ 145,962.58	\$ 181,293.16
03/01/2026			\$ 1,019,946.50	\$ 31,873.33	\$ 31,873.33	
09/01/2026	6.250%	\$ 119,617.50	\$ 900,329.00	\$ 31,873.33	\$ 151,490.83	\$ 183,364.16
03/01/2027			\$ 900,329.00	\$ 28,135.28	\$ 28,135.28	
09/01/2027	6.250%	\$ 125,258.50	\$ 775,070.50	\$ 28,135.28	\$ 153,393.78	\$ 181,529.06
03/01/2028			\$ 775,070.50	\$ 24,220.95	\$ 24,220.95	
09/01/2028	6.250%	\$ 135,420.00	\$ 639,650.50	\$ 24,220.95	\$ 159,640.95	\$ 183,861.91
03/01/2029			\$ 639,650.50	\$ 19,989.08	\$ 19,989.08	
09/01/2029	6.250%	\$ 144,793.00	\$ 494,857.50	\$ 19,989.08	\$ 164,782.08	\$ 184,771.16
03/01/2030			\$ 494,857.50	\$ 15,464.30	\$ 15,464.30	
09/01/2030	6.250%	\$ 154,885.00	\$ 339,972.50	\$ 15,464.30	\$ 170,349.30	\$ 185,813.59
03/01/2031			\$ 339,972.50	\$ 10,624.14	\$ 10,624.14	
09/01/2031	6.250%	\$ 164,968.00	\$ 175,004.50	\$ 10,624.14	\$ 175,592.14	\$ 186,216.28
03/01/2032			\$ 175,004.50	\$ 5,468.89	\$ 5,468.89	
09/01/2032	6.250%	\$ 175,004.50	\$ 0.00	\$ 5,468.89	\$ 180,473.39	\$ 185,942.28
<b>Total</b>		<b>\$ 2,600,362.50</b>		<b>\$ 3,023,449.45</b>	<b>\$ 5,623,811.95</b>	<b>\$ 5,623,811.95</b>

**CITY OF CORONA**  
**CFD 2001-2 IA 2**  
**Special Tax Bonds 2002 Series A**



**Issued**

08/15/2002

<i>Date</i>	<i>Coupon Rate</i>	<i>Principal</i>	<i>Principal Outstanding</i>	<i>Semi-Annual Interest</i>	<i>Semi-Annual Debt Service</i>	<i>Annual Debt Service</i>
09/01/2003	2.600%	\$ 5,064.00	\$ 1,069,573.50	\$ 74,879.96	\$ 79,943.96	\$ 79,943.96
03/01/2004			\$ 1,069,573.50	\$ 30,990.98	\$ 30,990.98	
09/01/2004	2.900%	\$ 16,938.00	\$ 1,052,635.50	\$ 30,990.98	\$ 47,928.98	\$ 78,919.96
03/01/2005			\$ 1,052,635.50	\$ 30,745.38	\$ 30,745.38	
09/01/2005	3.350%	\$ 16,950.00	\$ 1,035,685.50	\$ 30,745.38	\$ 47,695.38	\$ 78,440.75
03/01/2006			\$ 1,035,685.50	\$ 30,461.46	\$ 30,461.46	
09/01/2006	3.650%	\$ 18,084.00	\$ 1,017,601.50	\$ 30,461.46	\$ 48,545.46	\$ 79,006.93
03/01/2007			\$ 1,017,601.50	\$ 30,131.43	\$ 30,131.43	
09/01/2007	4.100%	\$ 19,214.00	\$ 998,387.50	\$ 30,131.43	\$ 49,345.43	\$ 79,476.86
03/01/2008			\$ 998,387.50	\$ 29,737.54	\$ 29,737.54	
09/01/2008	4.400%	\$ 19,207.50	\$ 979,180.00	\$ 29,737.54	\$ 48,945.04	\$ 78,682.59
03/01/2009			\$ 979,180.00	\$ 29,314.98	\$ 29,314.98	
09/01/2009	4.650%	\$ 20,293.00	\$ 958,887.00	\$ 29,314.98	\$ 49,607.98	\$ 78,922.96
03/01/2010			\$ 958,887.00	\$ 28,843.17	\$ 28,843.17	
09/01/2010	4.900%	\$ 21,345.00	\$ 937,542.00	\$ 28,843.17	\$ 50,188.17	\$ 79,031.34
03/01/2011			\$ 937,542.00	\$ 28,320.22	\$ 28,320.22	
09/01/2011	5.100%	\$ 21,367.50	\$ 916,174.50	\$ 28,320.22	\$ 49,687.72	\$ 78,007.93
03/01/2012			\$ 916,174.50	\$ 27,775.34	\$ 27,775.34	
09/01/2012*		\$ 20,000.00	\$ 896,174.50	\$ 0.00	\$ 20,000.00	
09/01/2012	5.200%	\$ 23,872.00	\$ 872,302.50	\$ 27,150.34	\$ 51,022.34	\$ 98,797.69
03/01/2013			\$ 872,302.50	\$ 26,529.67	\$ 26,529.67	
09/01/2013	5.300%	\$ 24,879.50	\$ 847,423.00	\$ 26,529.67	\$ 51,409.17	\$ 77,938.84
03/01/2014			\$ 847,423.00	\$ 25,870.37	\$ 25,870.37	
09/01/2014	5.400%	\$ 25,848.00	\$ 821,575.00	\$ 25,870.37	\$ 51,718.37	\$ 77,588.73
03/01/2015			\$ 821,575.00	\$ 25,172.47	\$ 25,172.47	
09/01/2015	5.500%	\$ 26,799.50	\$ 794,775.50	\$ 25,172.47	\$ 51,971.97	\$ 77,144.44
03/01/2016			\$ 794,775.50	\$ 24,435.48	\$ 24,435.48	
09/01/2016	5.650%	\$ 29,570.00	\$ 765,205.50	\$ 24,435.48	\$ 54,005.48	\$ 78,440.97
03/01/2017			\$ 765,205.50	\$ 23,600.13	\$ 23,600.13	
09/01/2017	5.750%	\$ 30,471.00	\$ 734,734.50	\$ 23,600.13	\$ 54,071.13	\$ 77,671.26
03/01/2018			\$ 734,734.50	\$ 22,724.09	\$ 22,724.09	
09/01/2018	5.850%	\$ 31,339.00	\$ 703,395.50	\$ 22,724.09	\$ 54,063.09	\$ 76,787.18
03/01/2019			\$ 703,395.50	\$ 21,807.42	\$ 21,807.42	
09/01/2019	5.900%	\$ 34,327.50	\$ 669,068.00	\$ 21,807.42	\$ 56,134.92	\$ 77,942.35
03/01/2020			\$ 669,068.00	\$ 20,794.76	\$ 20,794.76	
09/01/2020	5.950%	\$ 35,925.00	\$ 633,143.00	\$ 20,794.76	\$ 56,719.76	\$ 77,514.52
03/01/2021			\$ 633,143.00	\$ 19,725.99	\$ 19,725.99	
09/01/2021	6.100%	\$ 39,104.00	\$ 594,039.00	\$ 19,725.99	\$ 58,829.99	\$ 78,555.99
03/01/2022			\$ 594,039.00	\$ 18,533.32	\$ 18,533.32	
09/01/2022	6.100%	\$ 40,530.00	\$ 553,509.00	\$ 18,533.32	\$ 59,063.32	\$ 77,596.64



<i>Date</i>	<i>Coupon Rate</i>	<i>Principal</i>	<i>Principal Outstanding</i>	<i>Semi-Annual Interest</i>	<i>Semi-Annual Debt Service</i>	<i>Annual Debt Service</i>
03/01/2023			\$ 553,509.00	\$ 17,297.16	\$ 17,297.16	
09/01/2023	6.250%	\$ 38,920.50	\$ 514,588.50	\$ 17,297.16	\$ 56,217.66	\$ 73,514.81
03/01/2024			\$ 514,588.50	\$ 16,080.89	\$ 16,080.89	
09/01/2024	6.250%	\$ 45,167.00	\$ 469,421.50	\$ 16,080.89	\$ 61,247.89	\$ 77,328.78
03/01/2025			\$ 469,421.50	\$ 14,669.42	\$ 14,669.42	
09/01/2025	6.250%	\$ 44,368.00	\$ 425,053.50	\$ 14,669.42	\$ 59,037.42	\$ 73,706.84
03/01/2026			\$ 425,053.50	\$ 13,282.92	\$ 13,282.92	
09/01/2026	6.250%	\$ 50,382.50	\$ 374,671.00	\$ 13,282.92	\$ 63,665.42	\$ 76,948.34
03/01/2027			\$ 374,671.00	\$ 11,708.47	\$ 11,708.47	
09/01/2027	6.250%	\$ 54,741.50	\$ 319,929.50	\$ 11,708.47	\$ 66,449.97	\$ 78,158.44
03/01/2028			\$ 319,929.50	\$ 9,997.80	\$ 9,997.80	
09/01/2028	6.250%	\$ 54,580.00	\$ 265,349.50	\$ 9,997.80	\$ 64,577.80	\$ 74,575.59
03/01/2029			\$ 265,349.50	\$ 8,292.17	\$ 8,292.17	
09/01/2029	6.250%	\$ 60,207.00	\$ 205,142.50	\$ 8,292.17	\$ 68,499.17	\$ 76,791.34
03/01/2030			\$ 205,142.50	\$ 6,410.70	\$ 6,410.70	
09/01/2030	6.250%	\$ 65,115.00	\$ 140,027.50	\$ 6,410.70	\$ 71,525.70	\$ 77,936.41
03/01/2031			\$ 140,027.50	\$ 4,375.86	\$ 4,375.86	
09/01/2031	6.250%	\$ 70,032.00	\$ 69,995.50	\$ 4,375.86	\$ 74,407.86	\$ 78,783.72
03/01/2032			\$ 69,995.50	\$ 2,187.36	\$ 2,187.36	
09/01/2032	6.250%	\$ 69,995.50	\$ 0.00	\$ 2,187.36	\$ 72,182.86	\$ 74,370.22
<b>Total</b>		<b>\$ 1,074,637.50</b>		<b>\$ 1,273,888.88</b>	<b>\$ 2,348,526.38</b>	<b>\$ 2,348,526.38</b>

**CITY OF CORONA**  
**CFD 2001-2 AUTHORITY**  
**Series 2002 A**



**Issued**

03/22/2007

<i>Date</i>	<i>Coupon Rate</i>	<i>Principal</i>	<i>Principal Outstanding</i>	<i>Semi-Annual Interest</i>	<i>Semi-Annual Debt Service</i>	<i>Annual Debt Service</i>
09/01/2003	2.600%	\$ 15,000.00	\$ 3,660,000.00	\$ 221,800.83	\$ 236,800.83	\$ 236,800.83
03/01/2004			\$ 3,660,000.00	\$ 105,986.25	\$ 105,986.25	
09/01/2004	2.900%	\$ 60,000.00	\$ 3,600,000.00	\$ 105,986.25	\$ 165,986.25	\$ 271,972.50
03/01/2005			\$ 3,600,000.00	\$ 105,116.25	\$ 105,116.25	
09/01/2005	3.350%	\$ 60,000.00	\$ 3,540,000.00	\$ 105,116.25	\$ 165,116.25	\$ 270,232.50
03/01/2006			\$ 3,540,000.00	\$ 104,111.25	\$ 104,111.25	
09/01/2006	3.650%	\$ 60,000.00	\$ 3,480,000.00	\$ 104,111.25	\$ 164,111.25	\$ 268,222.50
03/01/2007			\$ 3,480,000.00	\$ 103,016.25	\$ 103,016.25	
09/01/2007	4.100%	\$ 65,000.00	\$ 3,415,000.00	\$ 103,016.25	\$ 168,016.25	\$ 271,032.50
03/01/2008			\$ 3,415,000.00	\$ 101,683.75	\$ 101,683.75	
09/01/2008	4.400%	\$ 65,000.00	\$ 3,350,000.00	\$ 101,683.75	\$ 166,683.75	\$ 268,367.50
03/01/2009			\$ 3,350,000.00	\$ 100,253.75	\$ 100,253.75	
09/01/2009	4.650%	\$ 70,000.00	\$ 3,280,000.00	\$ 100,253.75	\$ 170,253.75	\$ 270,507.50
03/01/2010			\$ 3,280,000.00	\$ 98,626.25	\$ 98,626.25	
09/01/2010	4.900%	\$ 75,000.00	\$ 3,205,000.00	\$ 98,626.25	\$ 173,626.25	\$ 272,252.50
03/01/2011			\$ 3,205,000.00	\$ 96,788.75	\$ 96,788.75	
09/01/2011	5.100%	\$ 75,000.00	\$ 3,130,000.00	\$ 96,788.75	\$ 171,788.75	\$ 268,577.50
03/01/2012			\$ 3,130,000.00	\$ 94,876.25	\$ 94,876.25	
09/01/2012		\$ 120,000.00	\$ 3,010,000.00	\$ 0.00	\$ 120,000.00	
09/01/2012	5.200%	\$ 80,000.00	\$ 2,930,000.00	\$ 91,251.25	\$ 171,251.25	\$ 386,127.50
03/01/2013			\$ 2,930,000.00	\$ 89,171.25	\$ 89,171.25	
09/01/2013	5.300%	\$ 80,000.00	\$ 2,850,000.00	\$ 89,171.25	\$ 169,171.25	\$ 258,342.50
03/01/2014			\$ 2,850,000.00	\$ 87,051.25	\$ 87,051.25	
09/01/2014	5.400%	\$ 85,000.00	\$ 2,765,000.00	\$ 87,051.25	\$ 172,051.25	\$ 259,102.50
03/01/2015			\$ 2,765,000.00	\$ 84,756.25	\$ 84,756.25	
09/01/2015	5.500%	\$ 90,000.00	\$ 2,675,000.00	\$ 84,756.25	\$ 174,756.25	\$ 259,512.50
03/01/2016			\$ 2,675,000.00	\$ 82,281.25	\$ 82,281.25	
09/01/2016	5.650%	\$ 95,000.00	\$ 2,580,000.00	\$ 82,281.25	\$ 177,281.25	\$ 259,562.50
03/01/2017			\$ 2,580,000.00	\$ 79,597.50	\$ 79,597.50	
09/01/2017	5.750%	\$ 100,000.00	\$ 2,480,000.00	\$ 79,597.50	\$ 179,597.50	\$ 259,195.00
03/01/2018			\$ 2,480,000.00	\$ 76,722.50	\$ 76,722.50	
09/01/2018	5.850%	\$ 105,000.00	\$ 2,375,000.00	\$ 76,722.50	\$ 181,722.50	\$ 258,445.00
03/01/2019			\$ 2,375,000.00	\$ 73,651.25	\$ 73,651.25	
09/01/2019	5.900%	\$ 110,000.00	\$ 2,265,000.00	\$ 73,651.25	\$ 183,651.25	\$ 257,302.50
03/01/2020			\$ 2,265,000.00	\$ 70,406.25	\$ 70,406.25	
09/01/2020	5.950%	\$ 120,000.00	\$ 2,145,000.00	\$ 70,406.25	\$ 190,406.25	\$ 260,812.50
03/01/2021			\$ 2,145,000.00	\$ 66,836.25	\$ 66,836.25	
09/01/2021	6.100%	\$ 125,000.00	\$ 2,020,000.00	\$ 66,836.25	\$ 191,836.25	\$ 258,672.50
03/01/2022			\$ 2,020,000.00	\$ 63,023.75	\$ 63,023.75	
09/01/2022	6.100%	\$ 135,000.00	\$ 1,885,000.00	\$ 63,023.75	\$ 198,023.75	\$ 261,047.50

<i>Date</i>	<i>Coupon Rate</i>	<i>Principal</i>	<i>Principal Outstanding</i>	<i>Semi-Annual Interest</i>	<i>Semi-Annual Debt Service</i>	<i>Annual Debt Service</i>
03/01/2023			\$ 1,885,000.00	\$ 58,906.25	\$ 58,906.25	
09/01/2023	6.250%	\$ 135,000.00	\$ 1,750,000.00	\$ 58,906.25	\$ 193,906.25	\$ 252,812.50
03/01/2024			\$ 1,750,000.00	\$ 54,687.50	\$ 54,687.50	
09/01/2024	6.250%	\$ 150,000.00	\$ 1,600,000.00	\$ 54,687.50	\$ 204,687.50	\$ 259,375.00
03/01/2025			\$ 1,600,000.00	\$ 50,000.00	\$ 50,000.00	
09/01/2025	6.250%	\$ 155,000.00	\$ 1,445,000.00	\$ 50,000.00	\$ 205,000.00	\$ 255,000.00
03/01/2026			\$ 1,445,000.00	\$ 45,156.25	\$ 45,156.25	
09/01/2026	6.250%	\$ 170,000.00	\$ 1,275,000.00	\$ 45,156.25	\$ 215,156.25	\$ 260,312.50
03/01/2027			\$ 1,275,000.00	\$ 39,843.75	\$ 39,843.75	
09/01/2027	6.250%	\$ 180,000.00	\$ 1,095,000.00	\$ 39,843.75	\$ 219,843.75	\$ 259,687.50
03/01/2028			\$ 1,095,000.00	\$ 34,218.75	\$ 34,218.75	
09/01/2028	6.250%	\$ 190,000.00	\$ 905,000.00	\$ 34,218.75	\$ 224,218.75	\$ 258,437.50
03/01/2029			\$ 905,000.00	\$ 28,281.25	\$ 28,281.25	
09/01/2029	6.250%	\$ 205,000.00	\$ 700,000.00	\$ 28,281.25	\$ 233,281.25	\$ 261,562.50
03/01/2030			\$ 700,000.00	\$ 21,875.00	\$ 21,875.00	
09/01/2030	6.250%	\$ 220,000.00	\$ 480,000.00	\$ 21,875.00	\$ 241,875.00	\$ 263,750.00
03/01/2031			\$ 480,000.00	\$ 15,000.00	\$ 15,000.00	
09/01/2031	6.250%	\$ 235,000.00	\$ 245,000.00	\$ 15,000.00	\$ 250,000.00	\$ 265,000.00
03/01/2032			\$ 245,000.00	\$ 7,656.25	\$ 7,656.25	
09/01/2032	6.250%	\$ 245,000.00	\$ 0.00	\$ 7,656.25	\$ 252,656.25	\$ 260,312.50
<b>Total</b>		<b>\$ 3,675,000.00</b>		<b>\$ 4,297,338.33</b>	<b>\$ 7,972,338.33</b>	<b>\$ 7,972,338.33</b>



SPICER CONSULTING  
GROUP