



City of Corona
Investment Portfolio Report
Month Ending April 30, 2020

In accordance with the City Investment Policy, a monthly investment report shall be filed with the City Council which provides a clear picture of the status of the current investments. The report for the month ending April 30, 2020 has been prepared by Chandler Asset Management. We hereby certify that this report accurately reflects all pooled investments and is in compliance with the City's Investment Policy. Combined with anticipated revenues, the portfolio contains sufficient investment liquidity to meet budgeted expenditures for the next six months.

SUBMITTED BY:

Chad T. Willardson
City Treasurer

Kim Sitton
Acting Administrative Services Director

REVIEWED BY:

Jennifer Schaefer
Finance Manager

Beginning balance March 31, 2020		\$ 326,102,907
Acquisitions / Additions:		
Agency Notes	\$ 5,259,144	
US Corporate Notes	-	
LAIF	10,700,000	
Money Market Fund	<u>5,615,952</u>	21,575,096
Dispositions / Withdrawals:		
Agency Notes	\$ 4,353,885	
US Corporate Notes	632,905	
LAIF	11,700,000	
Money Market Fund	<u>5,259,144</u>	21,945,934
Gain/(Loss) on Dispositions		107,104
Ending balance, April 30, 2020		<u><u>\$ 325,839,173</u></u>



PORTFOLIO CHARACTERISTICS

Average Modified Duration	2.34
Average Coupon	2.17%
Average Purchase YTM	2.05%
Average Market YTM	0.78%
Average S&P/Moody Rating	AA/Aa1
Average Final Maturity	2.58 yrs
Average Life	2.43 yrs

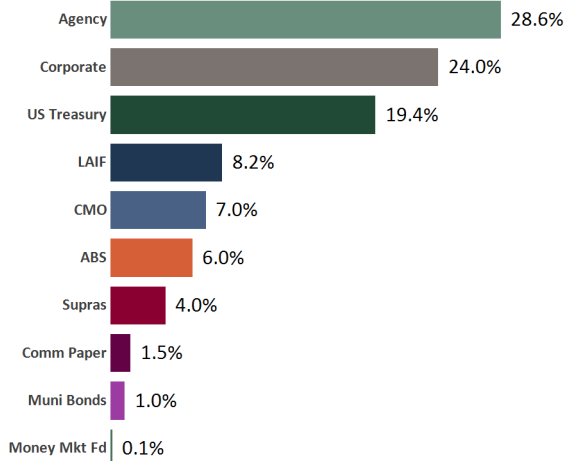
ACCOUNT SUMMARY

	Beg. Values as of 3/31/20	End Values as of 4/30/20
Market Value	335,041,222	336,446,310
Accrued Interest	1,481,154	1,455,400
Total Market Value	336,522,377	337,901,710
Income Earned	608,725	603,408
Cont/WD		0
Par	324,900,729	324,584,490
Book Value	326,102,907	325,839,173
Cost Value	326,102,907	325,839,173

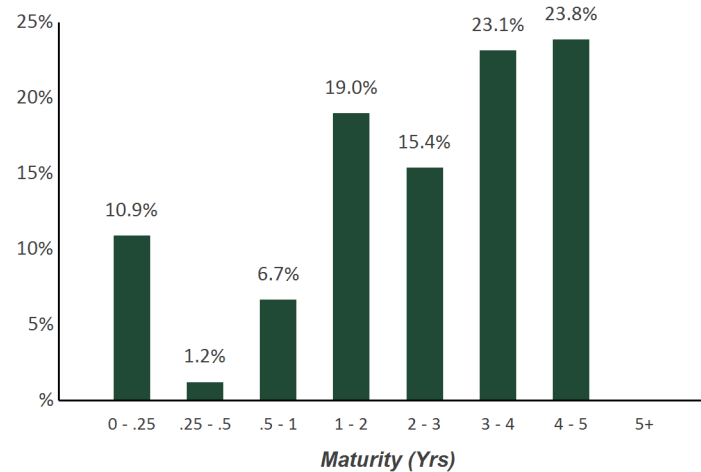
TOP ISSUERS

Government of United States	19.4%
Federal National Mortgage Assoc	14.4%
Federal Home Loan Mortgage Corp	12.0%
Federal Home Loan Bank	9.3%
Local Agency Investment Fund	8.2%
John Deere ABS	2.3%
Inter-American Dev Bank	2.3%
MUFG Bank Ltd/NY	1.5%
Total	69.4%

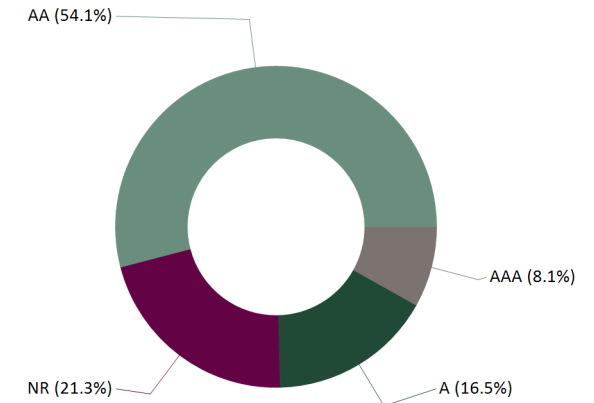
SECTOR ALLOCATION



MATURITY DISTRIBUTION



CREDIT QUALITY (S&P)



Statement of Compliance

As of April 30, 2020



City of Corona Consolidated

This portfolio is a consolidation of assets managed by Chandler Asset Management and assets managed internally by Client. Chandler relies on Client to provide accurate information for reporting assets and producing this compliance statement.

Category	Standard	Comment
U.S. Treasury Issues	No limitations	Complies
Federal Agencies	75% maximum; Federal agency or US government-sponsored enterprise obligations, participations, or other instruments, including those issued or fully guaranteed as to principal or interest by federal agencies or US government-sponsored enterprises.	Complies
Municipal Securities; state/Local Agency Obligations	"A" rated or better by NRSRO; 25% maximum; 5% max per issuer; Bonds issued by the City, including Bonds payable solely out of revenue from a revenue producing property owned, controlled or operated by the City; Bonds, Notes or other evidence of indebtedness of any local agency within California, or state warrants, or Treasury Notes of Bonds of California; Bonds, Notes or other evidence of indebtedness in any of the other 49 states, in addition to California.	Complies
Supranational Securities	"AA" rated or better by a NRSRO; 10% max per issuer; Washington D.C. based issuers: IADB, IBRD, and IFC	Complies
Banker's Acceptances	20% maximum; 5% per issuer; 25% per institution; 180 days max maturity	Complies
Commercial Paper	"A-1/P-1" rated; "A2/A" or higher long term debt issued; 25% maximum; 5% per issuer; 10% max of the issuer's outstanding paper; 270 days max maturity; U.S. domiciled corporations with assets > \$500 million	Complies
Corporate Medium Term Notes	"A" rated or better by NRSRO; 30% maximum; 5% per issuer; U.S. domiciled corporations or U.S. licensed depository	Complies
Negotiable Certificates of Deposit	"A-1/P-1" or better short term debt rating; "A2/A" or better long term debt rating; 20% maximum; 5% per issuer; 3 years max maturity; May not exceed shareholder's equity of issuing bank or net worth of issuing S&L or Fed Assoc.; Issued by a nationally or state chartered bank, a federal association, or a state licensed branch of a foreign owned bank (insured by federal government)	Complies
Money Market Funds	Highest ranking or AAA/Aaa rated by 2 of 3 NRSROs; 10% maximum; 5% max per fund; SEC registered IA with > 5 years experience and AUM > \$ 500 million	Complies
Asset-Backed, Mortgage-Pass Through Securities, Collateralized Mortgage Obligations (Non-Government Issued)	"AA" or rated higher by NRSRO; 15% maximum; 5% max per issuer; Non-Government issued	Complies
Repurchase Agreements	10% maximum; 5% per issuer; 14 days max maturity; 102% collateral; Not used by investment adviser	Complies
Local Agency Investment Fund (LAIF)	Limit set by LAIF; State of California Local Agency Investment Fund (LAIF) or other Local Government Investment Pools established by public entities; Not used by investment adviser	Complies
Prohibited Securities	Reverse Repurchase Agreements, Zero coupon bonds, Futures and Option Contracts	Complies
Max Per Issuer	5% (except US government and its agencies and instrumentalities)	Complies
Maximum maturity	5 years	Complies

Holdings Report

As of April 30, 2020



CUSIP	Security Description	Par Value/Units	Purchase Date Book Yield	Cost Value Book Value	Mkt Price Mkt YTM	Market Value Accrued Int.	% of Port. Gain/Loss	Moody/S&P Fitch	Maturity Duration
ABS									
654747AD6	Nissan Auto Receivables Trust 2017-A A3 1.74% Due 8/16/2021	179,218.87	12/27/2017 2.10%	178,077.75 178,077.75	100.11 1.05%	179,416.53 129.93	0.05% 1,338.78	Aaa / NR AAA	1.30 0.16
43811BAC8	Honda Auto Receivables Trust 2017-2 A3 1.68% Due 8/16/2021	706,176.65	04/27/2018 2.62%	695,197.81 695,197.81	100.26 0.72%	708,025.36 527.28	0.21% 12,827.55	Aaa / AAA NR	1.30 0.27
47788BAD6	John Deere Owner Trust 2017-B A3 1.82% Due 10/15/2021	95,634.67	07/11/2017 1.83%	95,627.66 95,627.66	100.16 1.04%	95,787.74 77.36	0.03% 160.08	Aaa / NR AAA	1.46 0.20
47788CAC6	John Deere Owner Trust 2018-A A3 2.66% Due 4/18/2022	430,252.37	02/21/2018 2.68%	430,221.45 430,221.45	100.61 1.22%	432,861.79 508.65	0.13% 2,640.34	Aaa / NR AAA	1.97 0.42
43815HAC1	Honda Auto Receivables Trust 2018-3 A3 2.95% Due 8/22/2022	1,866,659.57	08/21/2018 2.98%	1,866,403.46 1,866,403.46	101.31 1.06%	1,891,028.42 1,529.62	0.56% 24,624.96	Aaa / NR AAA	2.31 0.68
89238TAD5	Toyota Auto Receivables Trust 2018-B A3 2.96% Due 9/15/2022	2,910,368.02	07/25/2019 1.48%	2,941,176.99 2,941,176.99	101.36 0.77%	2,950,062.50 3,828.75	0.87% 8,885.51	Aaa / AAA NR	2.38 0.62
47788EAC2	John Deere Owner Trust 2018-B A3 3.08% Due 11/15/2022	2,175,905.46	07/18/2018 3.10%	2,175,740.52 2,175,740.52	101.19 1.43%	2,201,722.27 2,978.57	0.65% 25,981.75	Aaa / NR AAA	2.55 0.71
58770FAC6	Mercedes Benz Auto Lease Trust 2020- A A3 1.84% Due 12/15/2022	1,050,000.00	01/21/2020 1.87%	1,049,861.61 1,049,861.61	100.49 1.55%	1,055,184.90 858.67	0.31% 5,323.29	Aaa / AAA NR	2.63 1.68
47789JAD8	John Deere Owner Trust 2019-A A3 2.91% Due 7/17/2023	2,500,000.00	08/27/2019 1.87%	2,552,050.78 2,552,050.78	101.95 1.33%	2,548,832.50 3,233.33	0.76% (3,218.28)	Aaa / NR AAA	3.21 1.21
43815NAC8	Honda Auto Receivables Trust 2019-3 A3 1.78% Due 8/15/2023	2,030,000.00	08/20/2019 1.79%	2,029,983.15 2,029,983.15	101.12 1.15%	2,052,809.08 1,605.96	0.61% 22,825.93	Aaa / AAA NR	3.29 1.76
477870AC3	John Deere Owner Trust 2019-B A3 2.21% Due 12/15/2023	1,010,000.00	07/16/2019 2.23%	1,009,785.58 1,009,785.58	100.74 1.77%	1,017,433.60 992.04	0.30% 7,648.02	Aaa / NR AAA	3.63 1.64
92348AAA3	Verizon Owner Trust 2019-C A1A 1.94% Due 4/22/2024	1,390,000.00	10/01/2019 1.95%	1,389,892.83 1,389,892.83	101.07 1.38%	1,404,877.14 823.96	0.42% 14,984.31	NR / AAA AAA	3.98 1.88
65479JAD5	Nissan Auto Receivables Owner 2019-C A3 1.93% Due 7/15/2024	2,170,000.00	10/16/2019 1.94%	2,169,885.42 2,169,885.42	101.69 1.10%	2,206,618.75 1,861.38	0.65% 36,733.33	Aaa / AAA NR	4.21 2.00



CUSIP	Security Description	Par Value/Units	Purchase Date Book Yield	Cost Value Book Value	Mkt Price Mkt YTM	Market Value Accrued Int.	% of Port. Gain/Loss	Moody/S&P Fitch	Maturity Duration
ABS									
47789KAC7	John Deere Owner Trust 2020-A A3 1.1% Due 8/15/2024	1,580,000.00	03/04/2020 1.11%	1,579,903.46 1,579,903.46	99.97 1.12%	1,579,549.68 772.44	0.47% (353.78)	Aaa / NR AAA	4.30 2.32
Total ABS		20,094,215.61	2.06%	20,163,808.47 20,163,808.47	1.18%	20,324,210.26 19,727.94	6.02% 160,401.79	Aaa / AAA AAA	3.06 1.28
AGENCY									
3137EAEK1	FHLMC Note 1.875% Due 11/17/2020	775,000.00	11/21/2017 1.96%	772,991.84 772,991.84	100.92 0.19%	782,140.85 6,619.79	0.23% 9,149.01	Aaa / AA+ AAA	0.55 0.54
3135G0F73	FNMA Note 1.5% Due 11/30/2020	4,100,000.00	12/16/2015 1.90%	4,022,510.00 4,022,510.00	100.77 0.17%	4,131,758.60 25,795.83	1.23% 109,248.60	Aaa / AA+ AAA	0.59 0.58
3130A7CV5	FHLB Note 1.375% Due 2/18/2021	3,420,000.00	02/17/2016 1.46%	3,406,183.20 3,406,183.20	100.90 0.25%	3,450,667.14 9,535.63	1.02% 44,483.94	Aaa / AA+ AAA	0.81 0.80
3135G0J20	FNMA Note 1.375% Due 2/26/2021	4,050,000.00	Various 1.45%	4,034,893.60 4,034,893.60	100.96 0.20%	4,088,965.05 10,054.69	1.21% 54,071.45	Aaa / AA+ AAA	0.83 0.82
3135G0K69	FNMA Note 1.25% Due 5/6/2021	3,300,000.00	06/29/2016 1.18%	3,311,220.00 3,311,220.00	101.10 0.16%	3,336,438.60 20,052.08	0.99% 25,218.60	Aaa / AA+ AAA	1.02 1.01
313379RB7	FHLB Note 1.875% Due 6/11/2021	2,500,000.00	08/30/2017 1.67%	2,518,850.00 2,518,850.00	101.45 0.57%	2,536,290.00 18,229.17	0.76% 17,440.00	Aaa / AA+ AAA	1.12 1.10
3130A8QS5	FHLB Note 1.125% Due 7/14/2021	2,900,000.00	10/04/2016 1.33%	2,873,204.00 2,873,204.00	101.06 0.25%	2,930,696.50 9,696.88	0.87% 57,492.50	Aaa / AA+ AAA	1.21 1.20
3137EAEK9	FHLMC Note 1.125% Due 8/12/2021	4,125,000.00	Various 1.30%	4,090,903.75 4,090,903.75	101.12 0.25%	4,171,179.38 10,183.59	1.24% 80,275.63	Aaa / AA+ AAA	1.28 1.27
3135G0N82	FNMA Note 1.25% Due 8/17/2021	4,100,000.00	Various 1.32%	4,086,725.40 4,086,725.40	101.25 0.28%	4,151,381.20 10,534.72	1.23% 64,655.80	Aaa / AA+ AAA	1.30 1.29
3135G0Q89	FNMA Note 1.375% Due 10/7/2021	3,925,000.00	Various 1.66%	3,873,275.45 3,873,275.45	101.64 0.23%	3,989,530.93 3,597.92	1.18% 116,255.48	Aaa / AA+ AAA	1.44 1.42
3130AF5B9	FHLB Note 3% Due 10/12/2021	2,500,000.00	11/29/2018 2.91%	2,506,300.00 2,506,300.00	103.99 0.24%	2,599,780.00 3,958.33	0.77% 93,480.00	Aaa / AA+ NR	1.45 1.43
3135G0S38	FNMA Note 2% Due 1/5/2022	4,000,000.00	01/11/2017 2.02%	3,996,900.00 3,996,900.00	102.93 0.25%	4,117,384.00 25,777.78	1.23% 120,484.00	Aaa / AA+ AAA	1.68 1.65



CUSIP	Security Description	Par Value/Units	Purchase Date Book Yield	Cost Value Book Value	Mkt Price Mkt YTM	Market Value Accrued Int.	% of Port. Gain/Loss	Moody/S&P Fitch	Maturity Duration
AGENCY									
3135G0T45	FNMA Note 1.875% Due 4/5/2022	4,650,000.00	06/19/2017 1.88%	4,649,297.85 4,649,297.85	103.15 0.24%	4,796,609.85 6,296.88	1.42% 147,312.00	Aaa / AA+ AAA	1.93 1.90
3135G0T94	FNMA Note 2.375% Due 1/19/2023	5,500,000.00	04/11/2018 2.71%	5,418,930.00 5,418,930.00	105.52 0.33%	5,803,484.50 37,010.42	1.73% 384,554.50	Aaa / AA+ AAA	2.72 2.63
3137EAEN5	FHLMC Note 2.75% Due 6/19/2023	4,550,000.00	Various 2.86%	4,527,967.50 4,527,967.50	107.46 0.35%	4,889,575.60 45,879.16	1.46% 361,608.10	Aaa / AA+ AAA	3.14 3.00
3130A0F70	FHLB Note 3.375% Due 12/8/2023	3,500,000.00	01/16/2019 2.73%	3,602,165.00 3,602,165.00	110.70 0.38%	3,874,521.00 46,921.88	1.16% 272,356.00	Aaa / AA+ AAA	3.61 3.39
3130A0XE5	FHLB Note 3.25% Due 3/8/2024	1,000,000.00	03/28/2019 2.27%	1,045,410.00 1,045,410.00	110.51 0.49%	1,105,121.00 4,784.72	0.33% 59,711.00	Aaa / AA+ NR	3.86 3.64
3130AB3H7	FHLB Note 2.375% Due 3/8/2024	4,000,000.00	04/29/2019 2.37%	4,000,280.00 4,000,280.00	107.07 0.52%	4,282,720.00 13,986.11	1.27% 282,440.00	Aaa / AA+ NR	3.86 3.69
3130A1XJ2	FHLB Note 2.875% Due 6/14/2024	5,500,000.00	Various 1.95%	5,740,000.40 5,740,000.40	109.47 0.55%	6,020,740.00 60,175.35	1.80% 280,739.60	Aaa / AA+ NR	4.13 3.88
3130A2UW4	FHLB Note 2.875% Due 9/13/2024	4,000,000.00	09/13/2019 1.79%	4,206,760.00 4,206,760.00	109.96 0.56%	4,398,424.00 15,333.33	1.31% 191,664.00	Aaa / AA+ AAA	4.38 4.13
3135G0W66	FNMA Note 1.625% Due 10/15/2024	4,080,000.00	Various 1.27%	4,143,283.20 4,143,283.20	104.68 0.56%	4,270,780.80 2,946.66	1.26% 127,497.60	Aaa / AA+ AAA	4.46 4.31
3135G0X24	FNMA Note 1.625% Due 1/7/2025	4,220,000.00	Various 1.30%	4,282,878.20 4,282,878.20	105.05 0.53%	4,432,953.86 21,143.96	1.32% 150,075.66	Aaa / AA+ AAA	4.69 4.50
3137EAEP0	FHLMC Note 1.5% Due 2/12/2025	6,575,000.00	02/13/2020 1.52%	6,569,937.25 6,569,937.25	104.44 0.56%	6,866,640.70 21,094.79	2.04% 296,703.45	Aaa / NR AAA	4.79 4.61
3135G03U5	FNMA Note 0.625% Due 4/22/2025	5,270,000.00	04/22/2020 0.67%	5,259,143.80 5,259,143.80	100.15 0.59%	5,277,762.71 640.45	1.56% 18,618.91	NR / NR AAA	4.98 4.89
Total Agency		92,540,000.00	1.78%	92,940,010.44	0.38%	96,305,546.27 430,250.12	28.63% 3,365,535.83	Aaa / AA+ AAA	2.74 2.65
CMO									
3137BDDC7	FHLMC K716 A2 3.13% Due 6/25/2021	1,226,756.26	09/12/2017 1.92%	1,277,072.43 1,277,072.43	102.09 0.72%	1,252,404.04 639.96	0.37% (24,668.39)	Aaa / AA+ NR	1.15 0.94
3137BFDQ1	FHLMC K717 A2 2.991% Due 9/25/2021	2,109,012.34	Various 2.61%	2,130,742.12 2,130,742.12	102.71 1.60%	2,166,086.20 5,256.72	0.64% 35,344.08	NR / NR AAA	1.41 1.19



CUSIP	Security Description	Par Value/Units	Purchase Date Book Yield	Cost Value Book Value	Mkt Price Mkt YTM	Market Value Accrued Int.	% of Port. Gain/Loss	Moody/S&P Fitch	Maturity Duration
CMO									
3137BM6P6	FHLMC K721 A2 3.09% Due 8/25/2022	4,000,000.00	Various 2.22%	4,140,475.70 4,140,475.70	103.66 1.23%	4,146,392.00 10,300.00	1.23% 5,916.30	Aaa / NR NR	2.32 2.03
3137B5JM6	FHLMC K034 A2 3.531% Due 7/25/2023	3,850,000.00	08/28/2018 3.03%	3,931,662.11 3,931,662.11	107.73 0.93%	4,147,443.30 11,328.63	1.23% 215,781.19	NR / NR AAA	3.24 2.97
3137B4WB8	FHLMC K033 A2 3.06% Due 7/25/2023	3,350,000.00	07/23/2019 1.48%	3,458,875.00 3,458,875.00	106.26 0.94%	3,559,576.00 1,708.50	1.05% 100,701.00	Aaa / NR NR	3.24 2.95
3137B7MZ9	FHLMC K036 A2 3.527% Due 10/25/2023	3,750,000.00	Various 2.97%	3,837,910.16 3,837,910.16	108.14 0.98%	4,055,238.75 2,204.38	1.20% 217,328.59	Aaa / NR AAA	3.49 3.15
3137BYPQ7	FHLMC K726 A2 2.905% Due 4/25/2024	4,000,000.00	04/22/2019 2.72%	4,028,593.75 4,028,593.75	106.06 1.22%	4,242,363.84 9,683.33	1.26% 213,770.09	NR / AAA NR	3.99 3.58
Total CMO		22,285,768.60	2.48%	22,805,331.27	1.09%	23,569,504.13 41,121.52	6.99% 764,172.86	Aaa / AAA AAA	2.97 2.67
COMMERCIAL PAPER									
62479LE84	MUFG Bank Ltd Discount CP 1.55% Due 5/8/2020	5,000,000.00	02/27/2020 1.58%	4,984,930.56 4,984,930.56	99.70 1.58%	4,984,930.56 13,562.50	1.48% 0.00	P-1 / A-1 NR	0.02 0.02
Total Commercial Paper		5,000,000.00	1.58%	4,984,930.56	1.58%	4,984,930.56 13,562.50	1.48% 0.00	Aaa / AA NR	0.02 0.02
CORPORATE									
747525AD5	Qualcomm Inc Note 2.25% Due 5/20/2020	2,400,000.00	06/11/2015 2.49%	2,373,420.00 2,373,420.00	100.07 0.99%	2,401,665.60 24,150.00	0.72% 28,245.60	A2 / A- NR	0.05 0.06
437076BQ4	Home Depot Note 1.8% Due 6/5/2020	1,140,000.00	05/24/2017 1.82%	1,139,338.80 1,139,338.80	100.07 1.05%	1,140,820.80 8,322.00	0.34% 1,482.00	A2 / A A	0.10 0.10
594918BG8	Microsoft Callable Note Cont. 10/3/2020 2% Due 11/3/2020	1,035,000.00	10/29/2015 2.02%	1,034,172.00 1,034,172.00	100.75 0.24%	1,042,729.38 10,235.00	0.31% 8,557.38	Aaa / AAA AA+	0.51 0.42
00440EAT4	Chubb INA Holdings Inc Callable Note Cont 10/3/2020 2.3% Due 11/3/2020	2,545,000.00	02/06/2017 2.17%	2,556,986.95 2,556,986.95	100.52 1.06%	2,558,310.35 28,942.31	0.77% 1,323.40	A3 / A A	0.51 0.42
30231GAV4	Exxon Mobil Corp Callable Note Cont 2/1/2021 2.222% Due 3/1/2021	2,700,000.00	Various 1.97%	2,730,414.55 2,730,414.55	100.89 1.15%	2,723,967.91 9,999.00	0.81% (6,446.64)	Aa1 / AA NR	0.84 0.83



CUSIP	Security Description	Par Value/Units	Purchase Date Book Yield	Cost Value Book Value	Mkt Price Mkt YTM	Market Value Accrued Int.	% of Port. Gain/Loss	Moody/S&P Fitch	Maturity Duration
CORPORATE									
24422ESL4	John Deere Capital Corp Note 2.8% Due 3/4/2021	1,850,000.00	05/24/2017 2.12%	1,895,010.50 1,895,010.50	101.59 0.91%	1,879,331.75 8,201.67	0.56% (15,678.75)	A2 / A A	0.84 0.83
369550BE7	General Dynamics Corp Note 3% Due 5/11/2021	2,970,000.00	Various 3.25%	2,949,150.50 2,949,150.50	102.04 1.01%	3,030,522.66 42,075.00	0.91% 81,372.16	A2 / A NR	1.03 1.00
857477AV5	State Street Bank Note 1.95% Due 5/19/2021	2,075,000.00	Various 2.04%	2,067,408.60 2,067,408.60	101.00 0.99%	2,095,743.78 18,208.13	0.63% 28,335.18	A1 / A AA-	1.05 1.03
594918BP8	Microsoft Callable Note Cont 7/8/2021 1.55% Due 8/8/2021	1,875,000.00	Various 1.57%	1,872,774.45 1,872,774.45	101.22 0.52%	1,897,848.75 6,700.52	0.56% 25,074.30	Aaa / AAA AA+	1.27 1.18
68389XBK0	Oracle Corp Callable Note Cont 8/15/2021 1.9% Due 9/15/2021	3,325,000.00	Various 2.44%	3,255,728.25 3,255,728.25	101.31 0.87%	3,368,717.10 8,072.36	1.00% 112,988.85	A3 / A+ A-	1.38 1.27
89236TDP7	Toyota Motor Credit Corp Note 2.6% Due 1/11/2022	3,100,000.00	Various 3.18%	3,038,938.00 3,038,938.00	102.20 1.28%	3,168,339.50 24,627.78	0.94% 129,401.50	A1 / AA- A+	1.70 1.65
69353RFE3	PNC Bank Callable Note Cont 6/28/2022 2.45% Due 7/28/2022	3,050,000.00	07/25/2017 2.45%	3,049,725.50 3,049,725.50	102.34 1.35%	3,121,418.80 19,303.96	0.93% 71,693.30	A2 / A A+	2.24 2.09
44932HAC7	IBM Credit Corp Note 2.2% Due 9/8/2022	2,955,000.00	11/29/2017 2.58%	2,905,001.40 2,905,001.40	103.04 0.89%	3,044,885.19 9,570.92	0.90% 139,883.79	A2 / A NR	2.36 2.29
48128BAB7	JP Morgan Chase & Co Callable Note 1X 1/15/2022 2.972% Due 1/15/2023	3,250,000.00	Various 3.11%	3,228,657.50 3,228,657.50	102.87 1.27%	3,343,301.00 28,440.39	1.00% 114,643.50	A2 / A- AA-	2.71 1.66
808513AT2	Charles Schwab Corp Callable Note Cont 12/25/2022 2.65% Due 1/25/2023	2,250,000.00	Various 2.32%	2,273,392.50 2,273,392.50	104.38 0.97%	2,348,572.50 15,900.00	0.70% 75,180.00	A2 / A A	2.74 2.55
24422ETG4	John Deere Capital Corp Note 2.8% Due 3/6/2023	1,500,000.00	Various 3.52%	1,454,530.00 1,454,530.00	104.73 1.11%	1,570,875.00 6,416.67	0.47% 116,345.00	A2 / A A	2.85 2.74
084670BR8	Berkshire Hathaway Callable Note Cont 1/15/2023 2.75% Due 3/15/2023	2,500,000.00	11/26/2018 3.51%	2,425,225.00 2,425,225.00	105.89 0.55%	2,647,325.00 8,784.72	0.79% 222,100.00	Aa2 / AA A+	2.87 2.62
037833AK6	Apple Inc Note 2.4% Due 5/3/2023	2,215,000.00	11/28/2018 3.54%	2,112,644.85 2,112,644.85	104.83 0.77%	2,321,891.47 26,284.67	0.69% 209,246.62	Aa1 / AA+ NR	3.01 2.88
404280BA6	HSBC Holdings PLC Note 3.6% Due 5/25/2023	1,200,000.00	05/15/2019 2.97%	1,228,680.00 1,228,680.00	104.90 1.95%	1,258,843.20 18,720.00	0.38% 30,163.20	A2 / A A+	3.07 2.87



CUSIP	Security Description	Par Value/Units	Purchase Date Book Yield	Cost Value Book Value	Mkt Price Mkt YTM	Market Value Accrued Int.	% of Port. Gain/Loss	Moody/S&P Fitch	Maturity Duration
CORPORATE									
166764AH3	Chevron Corp Callable Note Cont 3/24/2023 3.191% Due 6/24/2023	3,000,000.00	Various 3.33%	2,982,300.00 2,982,300.00	105.79 1.16%	3,173,634.00 33,771.42	0.95% 191,334.00	Aa2 / AA NR	3.15 2.75
931142EK5	Wal-Mart Stores Callable Note Cont 5/26/2023 3.4% Due 6/26/2023	2,000,000.00	05/08/2019 2.67%	2,056,900.00 2,056,900.00	107.97 0.77%	2,159,358.00 23,611.11	0.65% 102,458.00	Aa2 / AA AA	3.16 2.91
02665WCJ8	American Honda Finance Note 3.45% Due 7/14/2023	930,000.00	07/11/2018 3.49%	928,391.10 928,391.10	103.54 2.30%	962,882.01 9,536.38	0.29% 34,490.91	A3 / A NR	3.21 3.00
89114QC48	Toronto Dominion Bank Note 3.5% Due 7/19/2023	1,910,000.00	07/27/2018 3.56%	1,904,461.00 1,904,461.00	108.23 0.90%	2,067,231.20 18,940.83	0.62% 162,770.20	Aa1 / AA- AA	3.22 3.04
69371RP59	Paccar Financial Corp Note 3.4% Due 8/9/2023	2,300,000.00	08/06/2018 3.41%	2,299,057.00 2,299,057.00	105.74 1.59%	2,432,008.50 17,812.22	0.73% 132,951.50	A1 / A+ NR	3.28 3.09
06406RAJ6	Bank of NY Mellon Corp Note 3.45% Due 8/11/2023	3,254,000.00	05/16/2019 2.79%	3,339,580.20 3,339,580.20	106.62 1.38%	3,469,421.31 24,947.33	1.03% 129,841.11	A1 / A AA-	3.28 3.09
02665WCQ2	American Honda Finance Note 3.625% Due 10/10/2023	2,260,000.00	10/03/2018 3.64%	2,258,146.80 2,258,146.80	104.97 2.12%	2,372,297.14 4,778.96	0.70% 114,150.34	A3 / A NR	3.45 3.23
06051GHF9	Bank of America Corp Callable Note 1X 3/5/2023 3.55% Due 3/5/2024	3,250,000.00	Various 3.02%	3,273,420.00 3,273,420.00	105.17 1.67%	3,418,103.00 17,947.23	1.02% 144,683.00	A2 / A- A+	3.85 3.59
89114QCB2	Toronto Dominion Bank Note 3.25% Due 3/11/2024	1,270,000.00	03/26/2019 2.97%	1,286,078.20 1,286,078.20	106.20 1.59%	1,348,771.75 5,732.64	0.40% 62,693.55	Aa3 / A AA-	3.87 3.63
404280BS7	HSBC Holdings PLC Callable Note 1X 5/18/2023 3.95% Due 5/18/2024	2,750,000.00	Various 2.26%	2,887,177.50 2,887,177.50	106.16 1.86%	2,919,485.25 49,182.98	0.88% 32,307.75	A2 / A A+	4.05 2.83
69371RQ25	Paccar Financial Corp Note 2.15% Due 8/15/2024	715,000.00	08/08/2019 2.20%	713,419.85 713,419.85	101.44 1.80%	725,305.30 3,245.31	0.22% 11,885.45	A1 / A+ NR	4.30 4.07
78015K7C2	Royal Bank of Canada Note 2.25% Due 11/1/2024	3,600,000.00	12/05/2019 2.26%	3,598,128.00 3,598,128.00	102.38 1.70%	3,685,856.40 42,075.00	1.10% 87,728.40	A2 / A AA	4.51 4.23
14913Q3B3	Caterpillar Finl Service Note 2.15% Due 11/8/2024	2,593,000.00	Various 1.88%	2,624,484.21 2,624,484.21	103.71 1.30%	2,689,106.95 26,790.74	0.80% 64,622.74	A3 / A A	4.53 4.27
90331HPL1	US Bank NA Callable Note Cont 12/21/2024 2.05% Due 1/21/2025	4,145,000.00	01/16/2020 2.10%	4,136,171.15 4,136,171.15	102.48 1.50%	4,247,725.54 23,603.47	1.26% 111,554.39	A1 / AA- AA-	4.73 4.40



CUSIP	Security Description	Par Value/Units	Purchase Date Book Yield	Cost Value Book Value	Mkt Price Mkt YTM	Market Value Accrued Int.	% of Port. Gain/Loss	Moody/S&P Fitch	Maturity Duration
Total Corporate		77,912,000.00	2.68%	77,878,914.36	1.23%	80,636,296.09 624,930.72	24.05% 2,757,381.73	A1 / A+ A+	2.64 2.40
LAIF									
90LAIF\$00	Local Agency Investment Fund State Pool	27,673,322.35	Various 1.47%	27,673,322.35 27,673,322.35	1.00 1.47%	27,673,322.35 38,165.56	8.20% 0.00	NR / NR NR	0.00 0.00
Total LAIF		27,673,322.35	1.47%	27,673,322.35	1.47%	27,673,322.35 38,165.56	8.20% 0.00	NR / NR NR	0.00 0.00
MONEY MARKET FUND FI									
60934N807	Federated Investors Govt Oblig Fund Inst.	434,183.32	Various 0.01%	434,183.32 434,183.32	1.00 0.01%	434,183.32 0.00	0.13% 0.00	Aaa / AAA AAA	0.00 0.00
Total Money Market Fund FI		434,183.32	0.01%	434,183.32	0.01%	434,183.32 0.00	0.13% 0.00	Aaa / AAA AAA	0.00 0.00
MUNICIPAL BONDS									
13063DRK6	California St Taxable GO 2.4% Due 10/1/2024	3,385,000.00	10/16/2019 1.91%	3,462,753.45 3,462,753.45	103.88 1.49%	3,516,473.40 6,770.00	1.04% 53,719.95	Aa2 / AA- AA	4.42 4.19
Total Municipal Bonds		3,385,000.00	1.91%	3,462,753.45	1.49%	3,516,473.40 6,770.00	1.04% 53,719.95	Aa2 / AA- AA	4.42 4.19
SUPRANATIONAL									
459058GA5	Intl. Bank Recon & Development Note 1.625% Due 9/4/2020	4,000,000.00	11/03/2017 1.87%	3,972,680.00 3,972,680.00	100.42 0.40%	4,016,884.00 10,291.67	1.19% 44,204.00	Aaa / AAA AAA	0.35 0.34
45950KCM0	International Finance Corp Note 2.25% Due 1/25/2021	1,685,000.00	01/18/2018 2.35%	1,680,046.10 1,680,046.10	101.27 0.52%	1,706,382.65 10,110.00	0.51% 26,336.55	Aaa / AAA NR	0.74 0.73
4581X0CW6	Inter-American Dev Bank Note 2.125% Due 1/18/2022	4,000,000.00	11/03/2017 2.07%	4,008,600.00 4,008,600.00	102.86 0.45%	4,114,560.00 24,319.44	1.22% 105,960.00	Aaa / NR AAA	1.72 1.68



CUSIP	Security Description	Par Value/Units	Purchase Date Book Yield	Cost Value Book Value	Mkt Price Mkt YTM	Market Value Accrued Int.	% of Port. Gain/Loss	Moody/S&P Fitch	Maturity Duration
SUPRANATIONAL									
4581X0CZ9	Inter-American Dev Bank Note 1.75% Due 9/14/2022	3,600,000.00	Various 2.30%	3,512,573.00 3,512,573.00	103.03 0.46%	3,709,188.00 8,225.00	1.10% 196,615.00	Aaa / AAA AAA	2.38 2.32
Total Supranational		13,285,000.00	2.11%	13,173,899.10	0.45%	13,547,014.65 52,946.11	4.02% 373,115.55	Aaa / AAA AAA	1.37 1.34
US TREASURY									
912828T34	US Treasury Note 1.125% Due 9/30/2021	4,125,000.00	11/09/2016 1.48%	4,055,243.31 4,055,243.31	101.36 0.16%	4,181,075.25 3,930.58	1.24% 125,831.94	Aaa / AA+ AAA	1.42 1.41
912828J43	US Treasury Note 1.75% Due 2/28/2022	4,350,000.00	03/13/2017 2.14%	4,271,340.74 4,271,340.74	102.83 0.20%	4,473,022.35 12,825.41	1.33% 201,681.61	Aaa / AA+ AAA	1.83 1.81
912828XG0	US Treasury Note 2.125% Due 6/30/2022	4,000,000.00	08/15/2017 1.82%	4,056,732.15 4,056,732.15	104.15 0.21%	4,165,936.00 28,489.01	1.24% 109,203.85	Aaa / AA+ AAA	2.17 2.11
912828L24	US Treasury Note 1.875% Due 8/31/2022	4,500,000.00	10/17/2017 1.98%	4,478,906.25 4,478,906.25	103.86 0.22%	4,673,497.50 14,215.35	1.39% 194,591.25	Aaa / AA+ AAA	2.34 2.29
912828N30	US Treasury Note 2.125% Due 12/31/2022	4,800,000.00	01/25/2018 2.46%	4,725,375.00 4,725,375.00	105.02 0.23%	5,041,123.20 34,186.81	1.50% 315,748.20	Aaa / AA+ AAA	2.67 2.59
912828T91	US Treasury Note 1.625% Due 10/31/2023	5,000,000.00	05/29/2019 2.05%	4,909,960.94 4,909,960.94	104.68 0.28%	5,234,180.00 220.79	1.55% 324,219.06	Aaa / AA+ AAA	3.50 3.41
912828V23	US Treasury Note 2.25% Due 12/31/2023	4,500,000.00	06/21/2019 1.80%	4,588,417.97 4,588,417.97	107.13 0.30%	4,820,625.00 33,935.44	1.44% 232,207.03	Aaa / AA+ AAA	3.67 3.52
912828B66	US Treasury Note 2.75% Due 2/15/2024	5,000,000.00	Various 2.21%	5,121,796.88 5,121,796.88	109.21 0.31%	5,460,740.00 28,708.79	1.62% 338,943.12	Aaa / AA+ AAA	3.80 3.61
912828X70	US Treasury Note 2% Due 4/30/2024	4,800,000.00	Various 1.84%	4,833,281.25 4,833,281.25	106.72 0.31%	5,122,502.40 260.86	1.52% 289,221.15	Aaa / AA+ AAA	4.00 3.86
912828XX3	US Treasury Note 2% Due 6/30/2024	4,900,000.00	Various 1.81%	4,942,253.91 4,942,253.91	106.94 0.32%	5,239,937.50 32,846.15	1.56% 297,683.59	Aaa / AA+ AAA	4.17 3.99
912828D56	US Treasury Note 2.375% Due 8/15/2024	5,000,000.00	12/12/2019 1.75%	5,140,234.38 5,140,234.38	108.71 0.33%	5,435,545.00 24,793.96	1.62% 295,310.62	Aaa / AA+ AAA	4.30 4.09
9128283D0	US Treasury Note 2.25% Due 10/31/2024	4,000,000.00	11/07/2019 1.77%	4,090,468.75 4,090,468.75	108.54 0.34%	4,341,408.00 244.57	1.28% 250,939.25	Aaa / AA+ AAA	4.51 4.31



CUSIP	Security Description	Par Value/Units	Purchase Date Book Yield	Cost Value Book Value	Mkt Price Mkt YTM	Market Value Accrued Int.	% of Port. Gain/Loss	Moody/S&P Fitch	Maturity Duration
US TREASURY									
912828ZC7	US Treasury Note 1.125% Due 2/28/2025	7,000,000.00	03/18/2020 0.81%	7,108,007.81 7,108,007.81	103.79 0.33%	7,265,237.00 13,267.66	2.15% 157,229.19	Aaa / AA+ AAA	4.84 4.71
Total US Treasury		61,975,000.00	1.80%	62,322,019.34	0.28%	65,454,829.20 227,925.38	19.44% 3,132,809.86	Aaa / AA+ AAA	3.43 3.31
TOTAL PORTFOLIO		324,584,489.88	2.05%	325,839,172.66	0.78%	336,446,310.23 1,455,399.85	100.00% 10,607,137.57	Aa1 / AA AAA	2.58 2.34
TOTAL MARKET VALUE PLUS ACCRUED						337,901,710.08			



Transaction Type	Settlement Date	CUSIP	Quantity	Security Description	Price	Acq/Disp Yield	Amount	Interest Pur/Sold	Total Amount	Gain/Loss
ACQUISITIONS										
Purchase	04/01/2020	60934N807	35,429.66	Federated Investors Govt Oblig Fund Inst.	1.000	0.12%	35,429.66	0.00	35,429.66	0.00
Purchase	04/02/2020	60934N807	498.51	Federated Investors Govt Oblig Fund Inst.	1.000	0.12%	498.51	0.00	498.51	0.00
Purchase	04/05/2020	60934N807	43,593.75	Federated Investors Govt Oblig Fund Inst.	1.000	0.12%	43,593.75	0.00	43,593.75	0.00
Purchase	04/07/2020	60934N807	26,984.38	Federated Investors Govt Oblig Fund Inst.	1.000	0.12%	26,984.38	0.00	26,984.38	0.00
Purchase	04/10/2020	60934N807	40,962.50	Federated Investors Govt Oblig Fund Inst.	1.000	0.12%	40,962.50	0.00	40,962.50	0.00
Purchase	04/12/2020	60934N807	37,500.00	Federated Investors Govt Oblig Fund Inst.	1.000	0.12%	37,500.00	0.00	37,500.00	0.00
Purchase	04/15/2020	60934N807	32,597.49	Federated Investors Govt Oblig Fund Inst.	1.000	0.12%	32,597.49	0.00	32,597.49	0.00
Purchase	04/15/2020	60934N807	6,062.50	Federated Investors Govt Oblig Fund Inst.	1.000	0.12%	6,062.50	0.00	6,062.50	0.00
Purchase	04/15/2020	60934N807	1,641.44	Federated Investors Govt Oblig Fund Inst.	1.000	0.12%	1,641.44	0.00	1,641.44	0.00
Purchase	04/15/2020	60934N807	3,490.08	Federated Investors Govt Oblig Fund Inst.	1.000	0.12%	3,490.08	0.00	3,490.08	0.00
Purchase	04/15/2020	60934N807	1,860.08	Federated Investors Govt Oblig Fund Inst.	1.000	0.12%	1,860.08	0.00	1,860.08	0.00
Purchase	04/15/2020	60934N807	1,610.00	Federated Investors Govt Oblig Fund Inst.	1.000	0.12%	1,610.00	0.00	1,610.00	0.00
Purchase	04/15/2020	60934N807	3,011.17	Federated Investors Govt Oblig Fund Inst.	1.000	0.12%	3,011.17	0.00	3,011.17	0.00
Purchase	04/15/2020	60934N807	113,806.07	Federated Investors Govt Oblig Fund Inst.	1.000	0.12%	113,806.07	0.00	113,806.07	0.00
Purchase	04/15/2020	60934N807	25,771.56	Federated Investors Govt Oblig Fund Inst.	1.000	0.12%	25,771.56	0.00	25,771.56	0.00
Purchase	04/15/2020	60934N807	45,644.99	Federated Investors Govt Oblig Fund Inst.	1.000	0.12%	45,644.99	0.00	45,644.99	0.00



Transaction Type	Settlement Date	CUSIP	Quantity	Security Description	Price	Acq/Disp Yield	Amount	Interest Pur/Sold	Total Amount	Gain/Loss
ACQUISITIONS										
Purchase	04/15/2020	60934N807	190,151.87	Federated Investors Govt Oblig Fund Inst.	1.000	0.12%	190,151.87	0.00	190,151.87	0.00
Purchase	04/15/2020	60934N807	44,722.90	Federated Investors Govt Oblig Fund Inst.	1.000	0.12%	44,722.90	0.00	44,722.90	0.00
Purchase	04/15/2020	60934N807	97,031.98	Federated Investors Govt Oblig Fund Inst.	1.000	0.12%	97,031.98	0.00	97,031.98	0.00
Purchase	04/15/2020	90LAIF\$00	161,023.10	Local Agency Investment Fund State Pool	1.000	1.74%	161,023.10	0.00	161,023.10	0.00
Purchase	04/20/2020	60934N807	2,247.17	Federated Investors Govt Oblig Fund Inst.	1.000	0.12%	2,247.17	0.00	2,247.17	0.00
Purchase	04/21/2020	60934N807	136,853.67	Federated Investors Govt Oblig Fund Inst.	1.000	0.12%	136,853.67	0.00	136,853.67	0.00
Purchase	04/23/2020	60934N807	4,360,330.96	Federated Investors Govt Oblig Fund Inst.	1.000	0.12%	4,360,330.96	0.00	4,360,330.96	0.00
Purchase	04/24/2020	3135G03U5	5,270,000.00	FNMA Note 0.625% Due 4/22/2025	99.794	0.67%	5,259,143.80	0.00	5,259,143.80	0.00
Purchase	04/27/2020	60934N807	11,021.88	Federated Investors Govt Oblig Fund Inst.	1.000	0.12%	11,021.88	0.00	11,021.88	0.00
Purchase	04/27/2020	60934N807	11,328.63	Federated Investors Govt Oblig Fund Inst.	1.000	0.12%	11,328.63	0.00	11,328.63	0.00
Purchase	04/27/2020	60934N807	10,300.00	Federated Investors Govt Oblig Fund Inst.	1.000	0.12%	10,300.00	0.00	10,300.00	0.00
Purchase	04/27/2020	60934N807	9,683.33	Federated Investors Govt Oblig Fund Inst.	1.000	0.12%	9,683.33	0.00	9,683.33	0.00
Purchase	04/27/2020	60934N807	8,542.50	Federated Investors Govt Oblig Fund Inst.	1.000	0.12%	8,542.50	0.00	8,542.50	0.00
Purchase	04/27/2020	60934N807	10,450.43	Federated Investors Govt Oblig Fund Inst.	1.000	0.12%	10,450.43	0.00	10,450.43	0.00
Purchase	04/27/2020	60934N807	8,174.99	Federated Investors Govt Oblig Fund Inst.	1.000	0.12%	8,174.99	0.00	8,174.99	0.00
Purchase	04/30/2020	60934N807	133,625.00	Federated Investors Govt Oblig Fund Inst.	1.000	0.01%	133,625.00	0.00	133,625.00	0.00



Transaction Type	Settlement Date	CUSIP	Quantity	Security Description	Price	Acq/Disp Yield	Amount	Interest Pur/Sold	Total Amount	Gain/Loss
ACQUISITIONS										
Subtotal			10,885,952.59				10,875,096.39	0.00	10,875,096.39	0.00
Security Contribution	04/01/2020	90LAIF\$00	1,800,000.00	Local Agency Investment Fund State Pool	1.000		1,800,000.00	0.00	1,800,000.00	0.00
Security Contribution	04/06/2020	90LAIF\$00	500,000.00	Local Agency Investment Fund State Pool	1.000		500,000.00	0.00	500,000.00	0.00
Security Contribution	04/07/2020	90LAIF\$00	350,000.00	Local Agency Investment Fund State Pool	1.000		350,000.00	0.00	350,000.00	0.00
Security Contribution	04/08/2020	90LAIF\$00	500,000.00	Local Agency Investment Fund State Pool	1.000		500,000.00	0.00	500,000.00	0.00
Security Contribution	04/15/2020	90LAIF\$00	2,900,000.00	Local Agency Investment Fund State Pool	1.000		2,900,000.00	0.00	2,900,000.00	0.00
Security Contribution	04/21/2020	90LAIF\$00	750,000.00	Local Agency Investment Fund State Pool	1.000		750,000.00	0.00	750,000.00	0.00
Security Contribution	04/27/2020	90LAIF\$00	3,400,000.00	Local Agency Investment Fund State Pool	1.000		3,400,000.00	0.00	3,400,000.00	0.00
Security Contribution	04/28/2020	90LAIF\$00	500,000.00	Local Agency Investment Fund State Pool	1.000		500,000.00	0.00	500,000.00	0.00
Subtotal			10,700,000.00				10,700,000.00	0.00	10,700,000.00	0.00
TOTAL ACQUISITIONS			21,585,952.59				21,575,096.39	0.00	21,575,096.39	0.00
DISPOSITIONS										
Sale	04/23/2020	3137EAEK1	1,800,000.00	FHLMC Note 1.875% Due 11/17/2020	100.949	0.20%	1,817,082.00	14,625.00	1,831,707.00	21,746.11
Sale	04/23/2020	912828Q37	2,500,000.00	US Treasury Note 1.25% Due 3/31/2021	101.066	0.11%	2,526,660.16	1,963.80	2,528,623.96	84,561.94
Sale	04/24/2020	60934N807	5,259,143.80	Federated Investors Govt Oblig Fund Inst.	1.000	0.12%	5,259,143.80	0.00	5,259,143.80	0.00
Subtotal			9,559,143.80				9,602,885.96	16,588.80	9,619,474.76	106,308.05
Paydown	04/15/2020	43811BAC8	112,659.70	Honda Auto Receivables Trust 2017-2 A3 1.68% Due 8/16/2021	100.000		112,659.70	1,146.37	113,806.07	1,751.51



Transaction Type	Settlement Date	CUSIP	Quantity	Security Description	Price	Acq/Disp Yield	Amount	Interest Pur/Sold	Total Amount	Gain/Loss
DISPOSITIONS										
Paydown	04/15/2020	43815NAC8	0.00	Honda Auto Receivables Trust 2019-3 A3 1.78% Due 8/15/2023	100.000		0.00	3,011.17	3,011.17	0.00
Paydown	04/15/2020	477870AC3	0.00	John Deere Owner Trust 2019-B A3 2.21% Due 12/15/2023	100.000		0.00	1,860.08	1,860.08	0.00
Paydown	04/15/2020	47788BAD6	25,587.71	John Deere Owner Trust 2017-B A3 1.82% Due 10/15/2021	100.000		25,587.71	183.85	25,771.56	1.87
Paydown	04/15/2020	47788CAC6	44,592.42	John Deere Owner Trust 2018-A A3 2.66% Due 4/18/2022	100.000		44,592.42	1,052.57	45,644.99	3.21
Paydown	04/15/2020	47788EAC2	184,094.54	John Deere Owner Trust 2018-B A3 3.08% Due 11/15/2022	100.000		184,094.54	6,057.33	190,151.87	13.95
Paydown	04/15/2020	47789JAD8	0.00	John Deere Owner Trust 2019-A A3 2.91% Due 7/17/2023	100.000		0.00	6,062.50	6,062.50	0.00
Paydown	04/15/2020	47789KAC7	0.00	John Deere Owner Trust 2020-A A3 1.1% Due 8/15/2024	100.000		0.00	1,641.44	1,641.44	0.00
Paydown	04/15/2020	58770FAC6	0.00	Mercedes Benz Auto Lease Trust 2020-A A3 1.84% Due 12/15/2022	100.000		0.00	1,610.00	1,610.00	0.00
Paydown	04/15/2020	654747AD6	44,398.65	Nissan Auto Receivables Trust 2017-A A3 1.74% Due 8/16/2021	100.000		44,398.65	324.25	44,722.90	282.69
Paydown	04/15/2020	65479JAD5	0.00	Nissan Auto Receivables Owner 2019-C A3 1.93% Due 7/15/2024	100.000		0.00	3,490.08	3,490.08	0.00
Paydown	04/15/2020	89238TAD5	89,631.98	Toyota Auto Receivables Trust 2018-B A3 2.96% Due 9/15/2022	100.000		89,631.98	7,400.00	97,031.98	-948.84
Paydown	04/20/2020	92348AAA3	0.00	Verizon Owner Trust 2019-C A1A 1.94% Due 4/22/2024	100.000		0.00	2,247.17	2,247.17	0.00
Paydown	04/21/2020	43815HAC1	131,940.44	Honda Auto Receivables Trust 2018-3 A3 2.95% Due 8/22/2022	100.000		131,940.44	4,913.23	136,853.67	18.10
Paydown	04/27/2020	3137B4WB8	0.00	FHLMC K033 A2Due 7/25/2023	100.000		0.00	8,542.50	8,542.50	0.00



Transaction Type	Settlement Date	CUSIP	Quantity	Security Description	Price	Acq/Disp Yield	Amount	Interest Pur/Sold	Total Amount	Gain/Loss
DISPOSITIONS										
Paydown	04/27/2020	3137B5JM6	0.00	FHLMC K034 A2 3.531% Due 7/25/2023	100.000		0.00	11,328.63	11,328.63	0.00
Paydown	04/27/2020	3137B7MZ9	0.00	FHLMC K036 A2Due 10/25/2023	100.000		0.00	11,021.88	11,021.88	0.00
Paydown	04/27/2020	3137BDCC7	7,231.78	FHLMC K716 A2 3.13% Due 6/25/2021	100.000		7,231.78	3,218.65	10,450.43	-296.62
Paydown	04/27/2020	3137BFDQ1	2,911.02	FHLMC K717 A2 2.991% Due 9/25/2021	100.000		2,911.02	5,263.97	8,174.99	-30.00
Paydown	04/27/2020	3137BM6P6	0.00	FHLMC K721 A2Due 8/25/2022	100.000		0.00	10,300.00	10,300.00	0.00
Paydown	04/27/2020	3137BYPQ7	0.00	FHLMC K726 A2 2.905% Due 4/25/2024	100.000		0.00	9,683.33	9,683.33	0.00
Subtotal			643,048.24				643,048.24	100,359.00	743,407.24	795.87
Security Withdrawal	04/02/2020	90LAIF\$00	2,000,000.00	Local Agency Investment Fund State Pool	1.000		2,000,000.00	0.00	2,000,000.00	0.00
Security Withdrawal	04/03/2020	90LAIF\$00	500,000.00	Local Agency Investment Fund State Pool	1.000		500,000.00	0.00	500,000.00	0.00
Security Withdrawal	04/09/2020	90LAIF\$00	1,100,000.00	Local Agency Investment Fund State Pool	1.000		1,100,000.00	0.00	1,100,000.00	0.00
Security Withdrawal	04/16/2020	90LAIF\$00	500,000.00	Local Agency Investment Fund State Pool	1.000		500,000.00	0.00	500,000.00	0.00
Security Withdrawal	04/17/2020	90LAIF\$00	2,000,000.00	Local Agency Investment Fund State Pool	1.000		2,000,000.00	0.00	2,000,000.00	0.00
Security Withdrawal	04/23/2020	90LAIF\$00	1,800,000.00	Local Agency Investment Fund State Pool	1.000		1,800,000.00	0.00	1,800,000.00	0.00
Security Withdrawal	04/24/2020	90LAIF\$00	1,300,000.00	Local Agency Investment Fund State Pool	1.000		1,300,000.00	0.00	1,300,000.00	0.00
Security Withdrawal	04/30/2020	90LAIF\$00	2,500,000.00	Local Agency Investment Fund State Pool	1.000		2,500,000.00	0.00	2,500,000.00	0.00
Subtotal			11,700,000.00				11,700,000.00	0.00	11,700,000.00	0.00
TOTAL DISPOSITIONS			21,902,192.04				21,945,934.20	116,947.80	22,062,882.00	107,103.92



Transaction Type	Settlement Date	CUSIP	Quantity	Security Description	Price	Acq/Disp Yield	Amount	Interest Pur/Sold	Total Amount	Gain/Loss
OTHER TRANSACTIONS										
Interest	04/01/2020	13063DRK6	3,385,000.00	California St Taxable GO 2.4% Due 10/1/2024	0.000		35,429.66	0.00	35,429.66	0.00
Interest	04/05/2020	3135G0T45	4,650,000.00	FNMA Note 1.875% Due 4/5/2022	0.000		43,593.75	0.00	43,593.75	0.00
Interest	04/07/2020	3135G0Q89	3,925,000.00	FNMA Note 1.375% Due 10/7/2021	0.000		26,984.38	0.00	26,984.38	0.00
Interest	04/10/2020	02665WCQ2	2,260,000.00	American Honda Finance Note 3.625% Due 10/10/2023	0.000		40,962.50	0.00	40,962.50	0.00
Interest	04/12/2020	3130AF5B9	2,500,000.00	FHLB Note 3% Due 10/12/2021	0.000		37,500.00	0.00	37,500.00	0.00
Interest	04/15/2020	3135G0W66	4,080,000.00	FNMA Note 1.625% Due 10/15/2024	0.000		32,597.49	0.00	32,597.49	0.00
Interest	04/30/2020	9128283D0	4,000,000.00	US Treasury Note 2.25% Due 10/31/2024	0.000		45,000.00	0.00	45,000.00	0.00
Interest	04/30/2020	912828T91	5,000,000.00	US Treasury Note 1.625% Due 10/31/2023	0.000		40,625.00	0.00	40,625.00	0.00
Interest	04/30/2020	912828X70	4,800,000.00	US Treasury Note 2% Due 4/30/2024	0.000		48,000.00	0.00	48,000.00	0.00
Subtotal			34,600,000.00				350,692.78	0.00	350,692.78	0.00
Dividend	04/02/2020	60934N807	273,827.30	Federated Investors Govt Oblig Fund Inst.	0.000		498.51	0.00	498.51	0.00
Dividend	04/15/2020	90LAIF\$00	2,902,343,612.37	Local Agency Investment Fund State Pool	0.000		161,023.10	0.00	161,023.10	0.00
Subtotal			2,902,617,439.67				161,521.61	0.00	161,521.61	0.00
TOTAL OTHER TRANSACTIONS			2,937,217,439.67				512,214.39	0.00	512,214.39	0.00



CUSIP	Security Description	Trade Date Settle Date Units	Book Value: Begin Book Value: Acq Book Value: Disp Book Value: End	Prior Accrued Inc. Received Ending Accrued Total Interest	Accr. Of Discount Amort. Of Premium Net Accret/Amort Income Earned	Total Income
FIXED INCOME						
00440EAT4	Chubb INA Holdings Inc Callable Note Cont 10/3/2020 2.3% Due 11/03/2020	02/06/2017 02/09/2017 2,545,000.00	2,556,986.95 0.00 0.00 2,556,986.95	24,064.39 0.00 28,942.31 4,877.92	0.00 0.00 0.00 4,877.92	4,877.92
02665WCJ8	American Honda Finance Note 3.45% Due 07/14/2023	07/11/2018 07/16/2018 930,000.00	928,391.10 0.00 0.00 928,391.10	6,862.63 0.00 9,536.38 2,673.75	0.00 0.00 0.00 2,673.75	2,673.75
02665WCQ2	American Honda Finance Note 3.625% Due 10/10/2023	10/03/2018 10/10/2018 2,260,000.00	2,258,146.80 0.00 0.00 2,258,146.80	38,914.38 40,962.50 4,778.96 6,827.08	0.00 0.00 0.00 6,827.08	6,827.08
037833AK6	Apple Inc Note 2.4% Due 05/03/2023	11/28/2018 11/30/2018 2,215,000.00	2,112,644.85 0.00 0.00 2,112,644.85	21,854.67 0.00 26,284.67 4,430.00	0.00 0.00 0.00 4,430.00	4,430.00
06051GHF9	Bank of America Corp Callable Note 1X 3/5/2023 3.55% Due 03/05/2024	Various Various 3,250,000.00	3,273,420.00 0.00 0.00 3,273,420.00	8,332.64 0.00 17,947.23 9,614.59	0.00 0.00 0.00 9,614.59	9,614.59
06406RAJ6	Bank of NY Mellon Corp Note 3.45% Due 08/11/2023	05/16/2019 05/20/2019 3,254,000.00	3,339,580.20 0.00 0.00 3,339,580.20	15,592.08 0.00 24,947.33 9,355.25	0.00 0.00 0.00 9,355.25	9,355.25
084670BR8	Berkshire Hathaway Callable Note Cont 1/15/2023 2.75% Due 03/15/2023	11/26/2018 11/28/2018 2,500,000.00	2,425,225.00 0.00 0.00 2,425,225.00	3,055.56 0.00 8,784.72 5,729.16	0.00 0.00 0.00 5,729.16	5,729.16
13063DRK6	California St Taxable GO 2.4% Due 10/01/2024	10/16/2019 10/24/2019 3,385,000.00	3,462,753.45 0.00 0.00 3,462,753.45	35,429.67 35,429.66 6,770.00 6,769.99	0.00 0.00 0.00 6,769.99	6,769.99
14913Q3B3	Caterpillar Finl Service Note 2.15% Due 11/08/2024	Various Various 2,593,000.00	2,624,484.21 0.00 0.00 2,624,484.21	22,144.94 0.00 26,790.74 4,645.80	0.00 0.00 0.00 4,645.80	4,645.80

Income Earned

As of April 30, 2020



CUSIP	Security Description	Trade Date Settle Date Units	Book Value: Begin Book Value: Acq Book Value: Disp Book Value: End	Prior Accrued Inc. Received Ending Accrued Total Interest	Accr. Of Discount Amort. Of Premium Net Accret/Amort Income Earned	Total Income
166764AH3	Chevron Corp Callable Note Cont 3/24/2023 3.191% Due 06/24/2023	Various Various 3,000,000.00	2,982,300.00 0.00 0.00 2,982,300.00	25,793.91 0.00 33,771.42 7,977.51	0.00 0.00 0.00 7,977.51	7,977.51
24422ESL4	John Deere Capital Corp Note 2.8% Due 03/04/2021	05/24/2017 05/30/2017 1,850,000.00	1,895,010.50 0.00 0.00 1,895,010.50	3,885.00 0.00 8,201.67 4,316.67	0.00 0.00 0.00 4,316.67	4,316.67
24422ETG4	John Deere Capital Corp Note 2.8% Due 03/06/2023	Various Various 1,500,000.00	1,454,530.00 0.00 0.00 1,454,530.00	2,916.66 0.00 6,416.67 3,500.01	0.00 0.00 0.00 3,500.01	3,500.01
30231GAV4	Exxon Mobil Corp Callable Note Cont 2/1/2021 2.222% Due 03/01/2021	Various Various 2,700,000.00	2,730,414.55 0.00 0.00 2,730,414.55	4,999.50 0.00 9,999.00 4,999.50	0.00 0.00 0.00 4,999.50	4,999.50
3130A0F70	FHLB Note 3.375% Due 12/08/2023	01/16/2019 01/17/2019 3,500,000.00	3,602,165.00 0.00 0.00 3,602,165.00	37,078.13 0.00 46,921.88 9,843.75	0.00 0.00 0.00 9,843.75	9,843.75
3130A0XE5	FHLB Note 3.25% Due 03/08/2024	03/28/2019 03/29/2019 1,000,000.00	1,045,410.00 0.00 0.00 1,045,410.00	2,076.39 0.00 4,784.72 2,708.33	0.00 0.00 0.00 2,708.33	2,708.33
3130A1XJ2	FHLB Note 2.875% Due 06/14/2024	Various Various 5,500,000.00	5,740,000.40 0.00 0.00 5,740,000.40	46,998.26 0.00 60,175.35 13,177.09	0.00 0.00 0.00 13,177.09	13,177.09
3130A2UW4	FHLB Note 2.875% Due 09/13/2024	09/13/2019 09/16/2019 4,000,000.00	4,206,760.00 0.00 0.00 4,206,760.00	5,750.00 0.00 15,333.33 9,583.33	0.00 0.00 0.00 9,583.33	9,583.33
3130A7CV5	FHLB Note 1.375% Due 02/18/2021	02/17/2016 02/18/2016 3,420,000.00	3,406,183.20 0.00 0.00 3,406,183.20	5,616.88 0.00 9,535.63 3,918.75	0.00 0.00 0.00 3,918.75	3,918.75

Income Earned

As of April 30, 2020



CUSIP	Security Description	Trade Date Settle Date Units	Book Value: Begin Book Value: Acq Book Value: Disp Book Value: End	Prior Accrued Inc. Received Ending Accrued Total Interest	Accr. Of Discount Amort. Of Premium Net Accret/Amort Income Earned	Total Income
3130A8Q55	FHLB Note 1.125% Due 07/14/2021	10/04/2016 10/06/2016 2,900,000.00	2,873,204.00 0.00 0.00 2,873,204.00	6,978.13 0.00 9,696.88 2,718.75	0.00 0.00 0.00 2,718.75	2,718.75
3130AB3H7	FHLB Note 2.375% Due 03/08/2024	04/29/2019 04/30/2019 4,000,000.00	4,000,280.00 0.00 0.00 4,000,280.00	6,069.44 0.00 13,986.11 7,916.67	0.00 0.00 0.00 7,916.67	7,916.67
3130AF5B9	FHLB Note 3% Due 10/12/2021	11/29/2018 11/30/2018 2,500,000.00	2,506,300.00 0.00 0.00 2,506,300.00	35,208.33 37,500.00 3,958.33 6,250.00	0.00 0.00 0.00 6,250.00	6,250.00
313379RB7	FHLB Note 1.875% Due 06/11/2021	08/30/2017 08/31/2017 2,500,000.00	2,518,850.00 0.00 0.00 2,518,850.00	14,322.92 0.00 18,229.17 3,906.25	0.00 0.00 0.00 3,906.25	3,906.25
3135G03U5	FNMA Note 0.625% Due 04/22/2025	04/22/2020 04/24/2020 5,270,000.00	0.00 5,259,143.80 0.00 5,259,143.80	0.00 0.00 640.45 640.45	0.00 0.00 0.00 640.45	640.45
3135G0F73	FNMA Note 1.5% Due 11/30/2020	12/16/2015 12/17/2015 4,100,000.00	4,022,510.00 0.00 0.00 4,022,510.00	20,670.83 0.00 25,795.83 5,125.00	0.00 0.00 0.00 5,125.00	5,125.00
3135G0J20	FNMA Note 1.375% Due 02/26/2021	Various Various 4,050,000.00	4,034,893.60 0.00 0.00 4,034,893.60	5,414.06 0.00 10,054.69 4,640.63	0.00 0.00 0.00 4,640.63	4,640.63
3135G0K69	FNMA Note 1.25% Due 05/06/2021	06/29/2016 06/30/2016 3,300,000.00	3,311,220.00 0.00 0.00 3,311,220.00	16,614.58 0.00 20,052.08 3,437.50	0.00 0.00 0.00 3,437.50	3,437.50
3135G0N82	FNMA Note 1.25% Due 08/17/2021	Various Various 4,100,000.00	4,086,725.40 0.00 0.00 4,086,725.40	6,263.89 0.00 10,534.72 4,270.83	0.00 0.00 0.00 4,270.83	4,270.83

Income Earned

As of April 30, 2020



CUSIP	Security Description	Trade Date Settle Date Units	Book Value: Begin Book Value: Acq Book Value: Disp Book Value: End	Prior Accrued Inc. Received Ending Accrued Total Interest	Accr. Of Discount Amort. Of Premium Net Accret/Amort Income Earned	Total Income
3135G0Q89	FNMA Note 1.375% Due 10/07/2021	Various Various 3,925,000.00	3,873,275.45 0.00 0.00 3,873,275.45	26,084.89 26,984.38 3,597.92 4,497.41	0.00 0.00 0.00 4,497.41	4,497.41
3135G0S38	FNMA Note 2% Due 01/05/2022	01/11/2017 01/12/2017 4,000,000.00	3,996,900.00 0.00 0.00 3,996,900.00	19,111.11 0.00 25,777.78 6,666.67	0.00 0.00 0.00 6,666.67	6,666.67
3135G0T45	FNMA Note 1.875% Due 04/05/2022	06/19/2017 06/20/2017 4,650,000.00	4,649,297.85 0.00 0.00 4,649,297.85	42,625.00 43,593.75 6,296.88 7,265.63	0.00 0.00 0.00 7,265.63	7,265.63
3135G0T94	FNMA Note 2.375% Due 01/19/2023	04/11/2018 04/12/2018 5,500,000.00	5,418,930.00 0.00 0.00 5,418,930.00	26,125.00 0.00 37,010.42 10,885.42	0.00 0.00 0.00 10,885.42	10,885.42
3135G0W66	FNMA Note 1.625% Due 10/15/2024	Various Various 4,080,000.00	4,143,283.20 0.00 0.00 4,143,283.20	30,019.17 32,597.49 2,946.66 5,524.98	0.00 0.00 0.00 5,524.98	5,524.98
3135G0X24	FNMA Note 1.625% Due 01/07/2025	Various Various 4,220,000.00	4,282,878.20 0.00 0.00 4,282,878.20	15,429.38 0.00 21,143.96 5,714.58	0.00 0.00 0.00 5,714.58	5,714.58
3137B4WB8	FHLMC K033 A2 3.06% Due 07/25/2023	07/23/2019 07/26/2019 3,350,000.00	3,458,875.00 0.00 0.00 3,458,875.00	1,708.50 8,542.50 1,708.50 8,542.50	0.00 0.00 0.00 8,542.50	8,542.50
3137B5JM6	FHLMC K034 A2 3.531% Due 07/25/2023	08/28/2018 08/31/2018 3,850,000.00	3,931,662.11 0.00 0.00 3,931,662.11	11,328.63 11,328.63 11,328.63 11,328.63	0.00 0.00 0.00 11,328.63	11,328.63
3137B7MZ9	FHLMC K036 A2 3.527% Due 10/25/2023	Various Various 3,750,000.00	3,837,910.16 0.00 0.00 3,837,910.16	2,204.38 11,021.88 2,204.38 11,021.88	0.00 0.00 0.00 11,021.88	11,021.88

Income Earned

As of April 30, 2020



CUSIP	Security Description	Trade Date Settle Date Units	Book Value: Begin Book Value: Acq Book Value: Disp Book Value: End	Prior Accrued Inc. Received Ending Accrued Total Interest	Accr. Of Discount Amort. Of Premium Net Accret/Amort Income Earned	Total Income
3137BDDC7	FHLMC K716 A2 3.13% Due 06/25/2021	09/12/2017 09/14/2017 1,226,756.26	1,284,600.83 0.00 7,528.40 1,277,072.43	643.73 3,218.65 639.96 3,214.88	0.00 0.00 0.00 3,214.88	3,214.88
3137BFDQ1	FHLMC K717 A2 2.991% Due 09/25/2021	Various Various 2,109,012.34	2,133,683.14 0.00 2,941.02 2,130,742.12	5,263.97 5,263.97 5,256.72 5,256.72	0.00 0.00 0.00 5,256.72	5,256.72
3137BM6P6	FHLMC K721 A2 3.09% Due 08/25/2022	Various Various 4,000,000.00	4,140,475.70 0.00 0.00 4,140,475.70	10,300.00 10,300.00 10,300.00 10,300.00	0.00 0.00 0.00 10,300.00	10,300.00
3137BYPQ7	FHLMC K726 A2 2.905% Due 04/25/2024	04/22/2019 04/25/2019 4,000,000.00	4,028,593.75 0.00 0.00 4,028,593.75	9,683.33 9,683.33 9,683.33 9,683.33	0.00 0.00 0.00 9,683.33	9,683.33
3137EAEC9	FHLMC Note 1.125% Due 08/12/2021	Various Various 4,125,000.00	4,090,903.75 0.00 0.00 4,090,903.75	6,316.41 0.00 10,183.59 3,867.18	0.00 0.00 0.00 3,867.18	3,867.18
3137EAEK1	FHLMC Note 1.875% Due 11/17/2020	11/21/2017 11/22/2017 775,000.00	2,568,327.73 0.00 1,795,335.89 772,991.84	17,971.35 14,625.00 6,619.79 3,273.44	0.00 0.00 0.00 3,273.44	3,273.44
3137EAEN5	FHLMC Note 2.75% Due 06/19/2023	Various Various 4,550,000.00	4,527,967.50 0.00 0.00 4,527,967.50	35,452.09 0.00 45,879.16 10,427.07	0.00 0.00 0.00 10,427.07	10,427.07
3137EAEP0	FHLMC Note 1.5% Due 02/12/2025	02/13/2020 02/14/2020 6,575,000.00	6,569,937.25 0.00 0.00 6,569,937.25	12,876.04 0.00 21,094.79 8,218.75	0.00 0.00 0.00 8,218.75	8,218.75
369550BE7	General Dynamics Corp Note 3% Due 05/11/2021	Various Various 2,970,000.00	2,949,150.50 0.00 0.00 2,949,150.50	34,650.00 0.00 42,075.00 7,425.00	0.00 0.00 0.00 7,425.00	7,425.00

Income Earned

As of April 30, 2020



CUSIP	Security Description	Trade Date Settle Date Units	Book Value: Begin Book Value: Acq Book Value: Disp Book Value: End	Prior Accrued Inc. Received Ending Accrued Total Interest	Accr. Of Discount Amort. Of Premium Net Accret/Amort Income Earned	Total Income
404280BA6	HSBC Holdings PLC Note 3.6% Due 05/25/2023	05/15/2019 05/17/2019 1,200,000.00	1,228,680.00 0.00 0.00 1,228,680.00	15,120.00 0.00 18,720.00 3,600.00	0.00 0.00 0.00 3,600.00	3,600.00
404280BS7	HSBC Holdings PLC Callable Note 1X 5/18/2023 3.95% Due 05/18/2024	Various Various 2,750,000.00	2,887,177.50 0.00 0.00 2,887,177.50	40,130.90 0.00 49,182.98 9,052.08	0.00 0.00 0.00 9,052.08	9,052.08
437076BQ4	Home Depot Note 1.8% Due 06/05/2020	05/24/2017 06/05/2017 1,140,000.00	1,139,338.80 0.00 0.00 1,139,338.80	6,612.00 0.00 8,322.00 1,710.00	0.00 0.00 0.00 1,710.00	1,710.00
43811BAC8	Honda Auto Receivables Trust 2017-2 A3 1.68% Due 08/16/2021	04/27/2018 04/30/2018 706,176.65	806,106.00 0.00 110,908.19 695,197.81	611.40 1,146.37 527.28 1,062.25	0.00 0.00 0.00 1,062.25	1,062.25
43815HAC1	Honda Auto Receivables Trust 2018-3 A3 2.95% Due 08/22/2022	08/21/2018 08/28/2018 1,866,659.57	1,998,325.80 0.00 131,922.34 1,866,403.46	1,637.74 4,913.23 1,529.62 4,805.11	0.00 0.00 0.00 4,805.11	4,805.11
43815NAC8	Honda Auto Receivables Trust 2019-3 A3 1.78% Due 08/15/2023	08/20/2019 08/27/2019 2,030,000.00	2,029,983.15 0.00 0.00 2,029,983.15	1,605.96 3,011.17 1,605.96 3,011.17	0.00 0.00 0.00 3,011.17	3,011.17
44932HAC7	IBM Credit Corp Note 2.2% Due 09/08/2022	11/29/2017 12/01/2017 2,955,000.00	2,905,001.40 0.00 0.00 2,905,001.40	4,153.42 0.00 9,570.92 5,417.50	0.00 0.00 0.00 5,417.50	5,417.50
4581X0CW6	Inter-American Dev Bank Note 2.125% Due 01/18/2022	11/03/2017 11/07/2017 4,000,000.00	4,008,600.00 0.00 0.00 4,008,600.00	17,236.11 0.00 24,319.44 7,083.33	0.00 0.00 0.00 7,083.33	7,083.33
4581X0CZ9	Inter-American Dev Bank Note 1.75% Due 09/14/2022	Various Various 3,600,000.00	3,512,573.00 0.00 0.00 3,512,573.00	2,975.00 0.00 8,225.00 5,250.00	0.00 0.00 0.00 5,250.00	5,250.00

Income Earned

As of April 30, 2020



CUSIP	Security Description	Trade Date Settle Date Units	Book Value: Begin Book Value: Acq Book Value: Disp Book Value: End	Prior Accrued Inc. Received Ending Accrued Total Interest	Accr. Of Discount Amort. Of Premium Net Accret/Amort Income Earned	Total Income
459058GA5	Intl. Bank Recon & Development Note 1.625% Due 09/04/2020	11/03/2017 11/07/2017 4,000,000.00	3,972,680.00 0.00 0.00 3,972,680.00	4,875.00 0.00 10,291.67 5,416.67	0.00 0.00 0.00 5,416.67	5,416.67
45950KCM0	International Finance Corp Note 2.25% Due 01/25/2021	01/18/2018 01/25/2018 1,685,000.00	1,680,046.10 0.00 0.00 1,680,046.10	6,950.63 0.00 10,110.00 3,159.37	0.00 0.00 0.00 3,159.37	3,159.37
477870AC3	John Deere Owner Trust 2019-B A3 2.21% Due 12/15/2023	07/16/2019 07/24/2019 1,010,000.00	1,009,785.58 0.00 0.00 1,009,785.58	992.04 1,860.08 992.04 1,860.08	0.00 0.00 0.00 1,860.08	1,860.08
47788BAD6	John Deere Owner Trust 2017-B A3 1.82% Due 10/15/2021	07/11/2017 07/18/2017 95,634.67	121,213.50 0.00 25,585.84 95,627.66	98.06 183.85 77.36 163.15	0.00 0.00 0.00 163.15	163.15
47788CAC6	John Deere Owner Trust 2018-A A3 2.66% Due 04/18/2022	02/21/2018 02/28/2018 430,252.37	474,810.66 0.00 44,589.21 430,221.45	561.37 1,052.57 508.65 999.85	0.00 0.00 0.00 999.85	999.85
47788EAC2	John Deere Owner Trust 2018-B A3 3.08% Due 11/15/2022	07/18/2018 07/25/2018 2,175,905.46	2,359,821.11 0.00 184,080.59 2,175,740.52	3,230.58 6,057.33 2,978.57 5,805.32	0.00 0.00 0.00 5,805.32	5,805.32
47789JAD8	John Deere Owner Trust 2019-A A3 2.91% Due 07/17/2023	08/27/2019 08/29/2019 2,500,000.00	2,552,050.78 0.00 0.00 2,552,050.78	3,233.33 6,062.50 3,233.33 6,062.50	0.00 0.00 0.00 6,062.50	6,062.50
47789KAC7	John Deere Owner Trust 2020-A A3 1.1% Due 08/15/2024	03/04/2020 03/11/2020 1,580,000.00	1,579,903.46 0.00 0.00 1,579,903.46	965.56 1,641.44 772.44 1,448.32	0.00 0.00 0.00 1,448.32	1,448.32
48128BAB7	JP Morgan Chase & Co Callable Note 1X 1/15/2022 2.972% Due 01/15/2023	Various Various 3,250,000.00	3,228,657.50 0.00 0.00 3,228,657.50	20,391.23 0.00 28,440.39 8,049.16	0.00 0.00 0.00 8,049.16	8,049.16

Income Earned

As of April 30, 2020



CUSIP	Security Description	Trade Date Settle Date Units	Book Value: Begin Book Value: Acq Book Value: Disp Book Value: End	Prior Accrued Inc. Received Ending Accrued Total Interest	Accr. Of Discount Amort. Of Premium Net Accret/Amort Income Earned	Total Income
58770FAC6	Mercedes Benz Auto Lease Trust 2020-A A3 1.84% Due 12/15/2022	01/21/2020 01/29/2020 1,050,000.00	1,049,861.61 0.00 0.00 1,049,861.61	858.67 1,610.00 858.67 1,610.00	0.00 0.00 0.00 1,610.00	1,610.00
594918BG8	Microsoft Callable Note Cont. 10/3/2020 2% Due 11/03/2020	10/29/2015 11/03/2015 1,035,000.00	1,034,172.00 0.00 0.00 1,034,172.00	8,510.00 0.00 10,235.00 1,725.00	0.00 0.00 0.00 1,725.00	1,725.00
594918BP8	Microsoft Callable Note Cont 7/8/2021 1.55% Due 08/08/2021	Various 08/08/2016 1,875,000.00	1,872,774.45 0.00 0.00 1,872,774.45	4,278.65 0.00 6,700.52 2,421.87	0.00 0.00 0.00 2,421.87	2,421.87
654747AD6	Nissan Auto Receivables Trust 2017-A A3 1.74% Due 08/16/2021	12/27/2017 12/29/2017 179,218.87	222,193.71 0.00 44,115.96 178,077.75	162.12 324.25 129.93 292.06	0.00 0.00 0.00 292.06	292.06
65479JAD5	Nissan Auto Receivables Owner 2019-C A3 1.93% Due 07/15/2024	10/16/2019 10/23/2019 2,170,000.00	2,169,885.42 0.00 0.00 2,169,885.42	1,861.38 3,490.08 1,861.38 3,490.08	0.00 0.00 0.00 3,490.08	3,490.08
68389XBK0	Oracle Corp Callable Note Cont 8/15/2021 1.9% Due 09/15/2021	Various Various 3,325,000.00	3,255,728.25 0.00 0.00 3,255,728.25	2,807.77 0.00 8,072.36 5,264.59	0.00 0.00 0.00 5,264.59	5,264.59
69353RFE3	PNC Bank Callable Note Cont 6/28/2022 2.45% Due 07/28/2022	07/25/2017 07/28/2017 3,050,000.00	3,049,725.50 0.00 0.00 3,049,725.50	13,076.88 0.00 19,303.96 6,227.08	0.00 0.00 0.00 6,227.08	6,227.08
69371RP59	Paccar Financial Corp Note 3.4% Due 08/09/2023	08/06/2018 08/09/2018 2,300,000.00	2,299,057.00 0.00 0.00 2,299,057.00	11,295.56 0.00 17,812.22 6,516.66	0.00 0.00 0.00 6,516.66	6,516.66
69371RQ25	Paccar Financial Corp Note 2.15% Due 08/15/2024	08/08/2019 08/15/2019 715,000.00	713,419.85 0.00 0.00 713,419.85	1,964.26 0.00 3,245.31 1,281.05	0.00 0.00 0.00 1,281.05	1,281.05



CUSIP	Security Description	Trade Date Settle Date Units	Book Value: Begin Book Value: Acq Book Value: Disp Book Value: End	Prior Accrued Inc. Received Ending Accrued Total Interest	Accr. Of Discount Amort. Of Premium Net Accret/Amort Income Earned	Total Income
747525AD5	Qualcomm Inc Note 2.25% Due 05/20/2020	06/11/2015 06/16/2015 2,400,000.00	2,373,420.00 0.00 0.00 2,373,420.00	19,650.00 0.00 24,150.00 4,500.00	0.00 0.00 0.00 4,500.00	4,500.00
78015K7C2	Royal Bank of Canada Note 2.25% Due 11/01/2024	12/05/2019 12/09/2019 3,600,000.00	3,598,128.00 0.00 0.00 3,598,128.00	35,325.00 0.00 42,075.00 6,750.00	0.00 0.00 0.00 6,750.00	6,750.00
808513AT2	Charles Schwab Corp Callable Note Cont 12/25/2022 2.65% Due 01/25/2023	Various Various 2,250,000.00	2,273,392.50 0.00 0.00 2,273,392.50	10,931.25 0.00 15,900.00 4,968.75	0.00 0.00 0.00 4,968.75	4,968.75
857477AV5	State Street Bank Note 1.95% Due 05/19/2021	Various Various 2,075,000.00	2,067,408.60 0.00 0.00 2,067,408.60	14,836.25 0.00 18,208.13 3,371.88	0.00 0.00 0.00 3,371.88	3,371.88
89114QC48	Toronto Dominion Bank Note 3.5% Due 07/19/2023	07/27/2018 07/31/2018 1,910,000.00	1,904,461.00 0.00 0.00 1,904,461.00	13,370.00 0.00 18,940.83 5,570.83	0.00 0.00 0.00 5,570.83	5,570.83
89114QCB2	Toronto Dominion Bank Note 3.25% Due 03/11/2024	03/26/2019 03/28/2019 1,270,000.00	1,286,078.20 0.00 0.00 1,286,078.20	2,293.06 0.00 5,732.64 3,439.58	0.00 0.00 0.00 3,439.58	3,439.58
89236TDP7	Toyota Motor Credit Corp Note 2.6% Due 01/11/2022	Various Various 3,100,000.00	3,038,938.00 0.00 0.00 3,038,938.00	17,911.11 0.00 24,627.78 6,716.67	0.00 0.00 0.00 6,716.67	6,716.67
89238TAD5	Toyota Auto Receivables Trust 2018-B A3 2.96% Due 09/15/2022	07/25/2019 07/29/2019 2,910,368.02	3,031,757.81 0.00 90,580.82 2,941,176.99	3,946.67 7,400.00 3,828.75 7,282.08	0.00 0.00 0.00 7,282.08	7,282.08
90331HPL1	US Bank NA Callable Note Cont 12/21/2024 2.05% Due 01/21/2025	01/16/2020 01/21/2020 4,145,000.00	4,136,171.15 0.00 0.00 4,136,171.15	16,522.43 0.00 23,603.47 7,081.04	0.00 0.00 0.00 7,081.04	7,081.04

Income Earned

As of April 30, 2020



CUSIP	Security Description	Trade Date Settle Date Units	Book Value: Begin Book Value: Acq Book Value: Disp Book Value: End	Prior Accrued Inc. Received Ending Accrued Total Interest	Accr. Of Discount Amort. Of Premium Net Accret/Amort Income Earned	Total Income
9128283D0	US Treasury Note 2.25% Due 10/31/2024	11/07/2019 11/08/2019 4,000,000.00	4,090,468.75 0.00 0.00 4,090,468.75	37,829.67 45,000.00 244.57 7,414.90	0.00 0.00 0.00 7,414.90	7,414.90
912828B66	US Treasury Note 2.75% Due 02/15/2024	Various Various 5,000,000.00	5,121,796.88 0.00 0.00 5,121,796.88	17,376.37 0.00 28,708.79 11,332.42	0.00 0.00 0.00 11,332.42	11,332.42
912828D56	US Treasury Note 2.375% Due 08/15/2024	12/12/2019 12/13/2019 5,000,000.00	5,140,234.38 0.00 0.00 5,140,234.38	15,006.87 0.00 24,793.96 9,787.09	0.00 0.00 0.00 9,787.09	9,787.09
912828J43	US Treasury Note 1.75% Due 02/28/2022	03/13/2017 03/15/2017 4,350,000.00	4,271,340.74 0.00 0.00 4,271,340.74	6,619.57 0.00 12,825.41 6,205.84	0.00 0.00 0.00 6,205.84	6,205.84
912828L24	US Treasury Note 1.875% Due 08/31/2022	10/17/2017 10/18/2017 4,500,000.00	4,478,906.25 0.00 0.00 4,478,906.25	7,336.96 0.00 14,215.35 6,878.39	0.00 0.00 0.00 6,878.39	6,878.39
912828N30	US Treasury Note 2.125% Due 12/31/2022	01/25/2018 01/26/2018 4,800,000.00	4,725,375.00 0.00 0.00 4,725,375.00	25,780.22 0.00 34,186.81 8,406.59	0.00 0.00 0.00 8,406.59	8,406.59
912828Q37	US Treasury Note Due 03/31/2021	12/13/2016 12/14/2016 0.00	2,442,098.22 0.00 2,442,098.22 0.00	85.38 1,963.80 0.00 1,878.42	0.00 0.00 0.00 1,878.42	1,878.42
912828T34	US Treasury Note 1.125% Due 09/30/2021	11/09/2016 11/10/2016 4,125,000.00	4,055,243.31 0.00 0.00 4,055,243.31	126.79 0.00 3,930.58 3,803.79	0.00 0.00 0.00 3,803.79	3,803.79
912828T91	US Treasury Note 1.625% Due 10/31/2023	05/29/2019 05/30/2019 5,000,000.00	4,909,960.94 0.00 0.00 4,909,960.94	34,151.79 40,625.00 220.79 6,694.00	0.00 0.00 0.00 6,694.00	6,694.00

Income Earned

As of April 30, 2020



CUSIP	Security Description	Trade Date Settle Date Units	Book Value: Begin Book Value: Acq Book Value: Disp Book Value: End	Prior Accrued Inc. Received Ending Accrued Total Interest	Accr. Of Discount Amort. Of Premium Net Accret/Amort Income Earned	Total Income
912828V23	US Treasury Note 2.25% Due 12/31/2023	06/21/2019 06/24/2019 4,500,000.00	4,588,417.97 0.00 0.00 4,588,417.97	25,590.66 0.00 33,935.44 8,344.78	0.00 0.00 0.00 8,344.78	8,344.78
912828X70	US Treasury Note 2% Due 04/30/2024	Various Various 4,800,000.00	4,833,281.25 0.00 0.00 4,833,281.25	40,351.64 48,000.00 260.86 7,909.22	0.00 0.00 0.00 7,909.22	7,909.22
912828XG0	US Treasury Note 2.125% Due 06/30/2022	08/15/2017 08/17/2017 4,000,000.00	4,056,732.15 0.00 0.00 4,056,732.15	21,483.52 0.00 28,489.01 7,005.49	0.00 0.00 0.00 7,005.49	7,005.49
912828XX3	US Treasury Note 2% Due 06/30/2024	Various Various 4,900,000.00	4,942,253.91 0.00 0.00 4,942,253.91	24,769.23 0.00 32,846.15 8,076.92	0.00 0.00 0.00 8,076.92	8,076.92
912828ZC7	US Treasury Note 1.125% Due 02/28/2025	03/18/2020 03/19/2020 7,000,000.00	7,108,007.81 0.00 0.00 7,108,007.81	6,847.83 0.00 13,267.66 6,419.83	0.00 0.00 0.00 6,419.83	6,419.83
92348AAA3	Verizon Owner Trust 2019-C A1A 1.94% Due 04/22/2024	10/01/2019 10/08/2019 1,390,000.00	1,389,892.83 0.00 0.00 1,389,892.83	823.96 2,247.17 823.96 2,247.17	0.00 0.00 0.00 2,247.17	2,247.17
931142EK5	Wal-Mart Stores Callable Note Cont 5/26/2023 3.4% Due 06/26/2023	05/08/2019 05/13/2019 2,000,000.00	2,056,900.00 0.00 0.00 2,056,900.00	17,944.44 0.00 23,611.11 5,666.67	0.00 0.00 0.00 5,666.67	5,666.67
			292,367,279.11	1,323,807.14	0.00	
			5,259,143.80	467,640.58	0.00	
			4,879,686.48	1,403,671.79	0.00	
Total Fixed Income		291,476,984.21	292,746,736.43	547,505.23	547,505.23	547,505.23



CUSIP	Security Description	Trade Date Settle Date Units	Book Value: Begin Book Value: Acq Book Value: Disp Book Value: End	Prior Accrued Inc. Received Ending Accrued Total Interest	Accr. Of Discount Amort. Of Premium Net Accret/Amort Income Earned	Total Income
CASH & EQUIVALENT						
60934N807	Federated Investors Govt Oblig Fund Inst.	Various Various 434,183.32	238,397.63 5,454,929.49 5,259,143.80 434,183.32	0.00 498.51 0.00 498.51	0.00 0.00 0.00 498.51	498.51
62479LE84	MUFG Bank Ltd Discount CP 1.55% Due 05/08/2020	02/27/2020 02/28/2020 5,000,000.00	4,984,930.56 0.00 0.00 4,984,930.56	7,104.16 0.00 13,562.50 6,458.34	0.00 0.00 0.00 6,458.34	6,458.34
Total Cash & Equivalent			5,434,183.32	6,956.85	6,956.85	6,956.85
LOCAL AGENCY INVESTMENT FUND						
90LAIF\$00	Local Agency Investment Fund State Pool	Various Various 27,673,322.35	28,512,299.25 10,861,023.10 11,700,000.00 27,673,322.35	150,242.74 161,023.10 38,165.56 48,945.92	0.00 0.00 0.00 48,945.92	48,945.92
Total Local Agency Investment Fund			27,673,322.35	48,945.92	48,945.92	48,945.92
TOTAL PORTFOLIO			324,584,489.88	603,408.00	603,408.00	603,408.00

Cash Flow Report

As of April 30, 2020



Payment Date	Transaction Type	CUSIP	Quantity	Security Description	Principal Amount	Income	Total Amount
05/01/2020	Interest	78015K7C2	3,600,000.00	Royal Bank of Canada Note 2.25% Due 11/1/2024	0.00	42,075.00	42,075.00
05/03/2020	Interest	037833AK6	2,215,000.00	Apple Inc Note 2.4% Due 5/3/2023	0.00	26,580.00	26,580.00
05/03/2020	Interest	594918BG8	1,035,000.00	Microsoft Callable Note Cont. 10/3/2020 2% Due 11/3/2020	0.00	10,350.00	10,350.00
05/03/2020	Interest	00440EAT4	2,545,000.00	Chubb INA Holdings Inc Callable Note Cont 10/3/2020 2.3% Due 11/3/2020	0.00	29,267.50	29,267.50
05/06/2020	Interest	3135G0K69	3,300,000.00	FNMA Note 1.25% Due 5/6/2021	0.00	20,625.00	20,625.00
05/08/2020	Interest	14913Q3B3	2,593,000.00	Caterpillar Finl Service Note 2.15% Due 11/8/2024	0.00	27,874.75	27,874.75
05/08/2020	Maturity	62479LE84	5,000,000.00	MUFG Bank Ltd Discount CP 1.55% Due 5/8/2020	4,984,930.56	15,069.44	5,000,000.00
05/11/2020	Interest	369550BE7	2,970,000.00	General Dynamics Corp Note 3% Due 5/11/2021	0.00	44,550.00	44,550.00
05/15/2020	Paydown	477870AC3	1,010,000.00	John Deere Owner Trust 2019-B A3 2.21% Due 12/15/2023	21,942.42	1,860.08	23,802.50
05/15/2020	Paydown	47788BAD6	95,634.67	John Deere Owner Trust 2017-B A3 1.82% Due 10/15/2021	9,026.18	145.05	9,171.23
05/15/2020	Paydown	47788EAC2	2,175,905.46	John Deere Owner Trust 2018-B A3 3.08% Due 11/15/2022	67,505.48	5,584.82	73,090.30
05/15/2020	Paydown	47789KAC7	1,580,000.00	John Deere Owner Trust 2020-A A3 1.1% Due 8/15/2024	28,589.19	1,448.33	30,037.52
05/15/2020	Paydown	43811BAC8	706,176.65	Honda Auto Receivables Trust 2017-2 A3 1.68% Due 8/16/2021	41,076.51	988.65	42,065.16
05/15/2020	Paydown	58770FAC6	1,050,000.00	Mercedes Benz Auto Lease Trust 2020-A A3 1.84% Due 12/15/2022	97,977.56	1,610.00	99,587.56
05/15/2020	Paydown	89238TAD5	2,910,368.02	Toyota Auto Receivables Trust 2018-B A3 2.96% Due 9/15/2022	335,539.84	7,178.91	342,718.75
05/15/2020	Paydown	43815NAC8	2,030,000.00	Honda Auto Receivables Trust 2019-3 A3 1.78% Due 8/15/2023	102,464.68	3,011.17	105,475.85

Cash Flow Report

As of April 30, 2020



Payment Date	Transaction Type	CUSIP	Quantity	Security Description	Principal Amount	Income	Total Amount
05/15/2020	Paydown	47788CAC6	430,252.37	John Deere Owner Trust 2018-A A3 2.66% Due 4/18/2022	16,809.08	953.73	17,762.81
05/15/2020	Paydown	47789JAD8	2,500,000.00	John Deere Owner Trust 2019-A A3 2.91% Due 7/17/2023	59,662.21	6,062.50	65,724.71
05/15/2020	Paydown	65479JAD5	2,170,000.00	Nissan Auto Receivables Owner 2019-C A3 1.93% Due 7/15/2024	40,202.25	3,490.08	43,692.33
05/16/2020	Paydown	654747AD6	179,218.87	Nissan Auto Receivables Trust 2017-A A3 1.74% Due 8/16/2021	11,052.19	259.87	11,312.06
05/17/2020	Interest	3137EAEK1	775,000.00	FHLMC Note 1.875% Due 11/17/2020	0.00	7,265.63	7,265.63
05/18/2020	Interest	404280BS7	2,750,000.00	HSBC Holdings PLC Callable Note 1X 5/18/2023 3.95% Due 5/18/2024	0.00	54,312.50	54,312.50
05/19/2020	Interest	857477AV5	2,075,000.00	State Street Bank Note 1.95% Due 5/19/2021	0.00	20,231.25	20,231.25
05/19/2020	Interest	3137BDDC7	1,226,756.26	FHLMC K716 A2 3.13% Due 6/25/2021	0.00	3,218.65	3,218.65
05/20/2020	Maturity	747525AD5	2,400,000.00	Qualcomm Inc Note 2.25% Due 5/20/2020	2,400,000.00	27,000.00	2,427,000.00
05/20/2020	Paydown	92348AAA3	1,390,000.00	Verizon Owner Trust 2019-C A1A 1.94% Due 4/22/2024	26,864.19	2,247.17	29,111.36
05/21/2020	Paydown	3137B5JM6	0.00	FHLMC K034 A2 3.531% Due 7/25/2023	0.00	11,328.63	11,328.63
05/21/2020	Paydown	3137BDDC7	0.00	FHLMC K716 A2 3.13% Due 6/25/2021	7,231.78	3,218.65	10,450.43
05/21/2020	Paydown	3137BYPQ7	0.00	FHLMC K726 A2 2.905% Due 4/25/2024	0.00	9,683.33	9,683.33
05/21/2020	Paydown	3137BM6P6	0.00	FHLMC K721 A2 3.09% Due 8/25/2022	0.00	10,300.00	10,300.00
05/21/2020	Paydown	3137BFDQ1	0.00	FHLMC K717 A2 2.991% Due 9/25/2021	2,911.02	5,263.97	8,174.99
05/21/2020	Paydown	43815HAC1	1,866,659.57	Honda Auto Receivables Trust 2018-3 A3 2.95% Due 8/22/2022	192,014.00	4,588.87	196,602.87
05/25/2020	Interest	3137BM6P6	4,000,000.00	FHLMC K721 A2 3.09% Due 8/25/2022	0.00	10,300.00	10,300.00

Cash Flow Report

As of April 30, 2020



Payment Date	Transaction Type	CUSIP	Quantity	Security Description	Principal Amount	Income	Total Amount
05/25/2020	Interest	3137B7MZ9	3,750,000.00	FHLMC K036 A2 3.527% Due 10/25/2023	0.00	11,021.87	11,021.87
05/25/2020	Interest	3137BYPQ7	4,000,000.00	FHLMC K726 A2 2.905% Due 4/25/2024	0.00	9,683.33	9,683.33
05/25/2020	Interest	3137B5JM6	3,850,000.00	FHLMC K034 A2 3.531% Due 7/25/2023	0.00	11,328.63	11,328.63
05/25/2020	Interest	404280BA6	1,200,000.00	HSBC Holdings PLC Note 3.6% Due 5/25/2023	0.00	21,600.00	21,600.00
05/25/2020	Paydown	3137BFDQ1	2,109,012.34	FHLMC K717 A2 2.991% Due 9/25/2021	0.00	5,256.72	5,256.72
05/25/2020	Paydown	3137B4WB8	3,350,000.00	FHLMC K033 A2 3.06% Due 7/25/2023	80,993.32	8,542.50	89,535.82
05/30/2020	Interest	3135G0F73	4,100,000.00	FNMA Note 1.5% Due 11/30/2020	0.00	30,750.00	30,750.00
MAY 2020					8,526,792.46	516,126.58	9,042,919.04
06/05/2020	Maturity	437076BQ4	1,140,000.00	Home Depot Note 1.8% Due 6/5/2020	1,140,000.00	10,260.00	1,150,260.00
06/08/2020	Interest	3130A0F70	3,500,000.00	FHLB Note 3.375% Due 12/8/2023	0.00	59,062.50	59,062.50
06/11/2020	Interest	313379RB7	2,500,000.00	FHLB Note 1.875% Due 6/11/2021	0.00	23,437.50	23,437.50
06/14/2020	Interest	3130A1XJ2	5,500,000.00	FHLB Note 2.875% Due 6/14/2024	0.00	79,062.51	79,062.51
06/15/2020	Paydown	58770FAC6	1,050,000.00	Mercedes Benz Auto Lease Trust 2020-A A3 1.84% Due 12/15/2022	93,921.61	1,459.77	95,381.38
06/15/2020	Paydown	43815NAC8	2,030,000.00	Honda Auto Receivables Trust 2019-3 A3 1.78% Due 8/15/2023	100,196.11	2,859.18	103,055.29
06/15/2020	Paydown	47788CAC6	430,252.37	John Deere Owner Trust 2018-A A3 2.66% Due 4/18/2022	16,842.00	916.47	17,758.47
06/15/2020	Paydown	65479JAD5	2,170,000.00	Nissan Auto Receivables Owner 2019-C A3 1.93% Due 7/15/2024	40,292.71	3,425.42	43,718.13
06/15/2020	Paydown	89238TAD5	2,910,368.02	Toyota Auto Receivables Trust 2018-B A3 2.96% Due 9/15/2022	319,323.12	6,351.24	325,674.36

Cash Flow Report

As of April 30, 2020



Payment Date	Transaction Type	CUSIP	Quantity	Security Description	Principal Amount	Income	Total Amount
06/15/2020	Paydown	43811BAC8	706,176.65	Honda Auto Receivables Trust 2017-2 A3 1.68% Due 8/16/2021	41,134.02	931.14	42,065.16
06/15/2020	Paydown	477870AC3	1,010,000.00	John Deere Owner Trust 2019-B A3 2.21% Due 12/15/2023	21,988.14	1,819.67	23,807.81
06/15/2020	Paydown	47789KAC7	1,580,000.00	John Deere Owner Trust 2020-A A3 1.1% Due 8/15/2024	28,656.84	1,422.13	30,078.97
06/15/2020	Paydown	47788BAD6	95,634.67	John Deere Owner Trust 2017-B A3 1.82% Due 10/15/2021	8,594.13	131.36	8,725.49
06/15/2020	Paydown	47788EAC2	2,175,905.46	John Deere Owner Trust 2018-B A3 3.08% Due 11/15/2022	67,680.04	5,411.56	73,091.60
06/15/2020	Paydown	47789JAD8	2,500,000.00	John Deere Owner Trust 2019-A A3 2.91% Due 7/17/2023	59,803.41	5,917.82	65,721.23
06/16/2020	Paydown	654747AD6	179,218.87	Nissan Auto Receivables Trust 2017-A A3 1.74% Due 8/16/2021	11,071.89	243.84	11,315.73
06/19/2020	Interest	3137EAEN5	4,550,000.00	FHLMC Note 2.75% Due 6/19/2023	0.00	62,562.50	62,562.50
06/19/2020	Interest	3137BDDC7	1,226,756.26	FHLMC K716 A2 3.13% Due 6/25/2021	0.00	3,218.65	3,218.65
06/20/2020	Paydown	92348AAA3	1,390,000.00	Verizon Owner Trust 2019-C A1A 1.94% Due 4/22/2024	26,924.63	2,203.74	29,128.37
06/21/2020	Paydown	43815HAC1	1,866,659.57	Honda Auto Receivables Trust 2018-3 A3 2.95% Due 8/22/2022	183,197.08	4,116.84	187,313.92
06/24/2020	Interest	166764AH3	3,000,000.00	Chevron Corp Callable Note Cont 3/24/2023 3.191% Due 6/24/2023	0.00	47,865.00	47,865.00
06/25/2020	Interest	3137B5JM6	3,850,000.00	FHLMC K034 A2 3.531% Due 7/25/2023	0.00	11,328.63	11,328.63
06/25/2020	Interest	3137B7MZ9	3,750,000.00	FHLMC K036 A2 3.527% Due 10/25/2023	0.00	11,021.87	11,021.87
06/25/2020	Interest	3137BM6P6	4,000,000.00	FHLMC K721 A2 3.09% Due 8/25/2022	0.00	10,300.00	10,300.00
06/25/2020	Interest	3137BYPQ7	4,000,000.00	FHLMC K726 A2 2.905% Due 4/25/2024	0.00	9,683.33	9,683.33
06/25/2020	Paydown	3137B4WB8	3,350,000.00	FHLMC K033 A2 3.06% Due 7/25/2023	81,241.76	8,335.97	89,577.73

Cash Flow Report

As of April 30, 2020



Payment Date	Transaction Type	CUSIP	Quantity	Security Description	Principal Amount	Income	Total Amount
06/25/2020	Paydown	3137BFDQ1	2,109,012.34	FHLMC K717 A2 2.991% Due 9/25/2021	0.00	5,256.72	5,256.72
06/26/2020	Interest	931142EK5	2,000,000.00	Wal-Mart Stores Callable Note Cont 5/26/2023 3.4% Due 6/26/2023	0.00	34,000.00	34,000.00
06/30/2020	Interest	912828XX3	4,900,000.00	US Treasury Note 2% Due 6/30/2024	0.00	49,000.00	49,000.00
06/30/2020	Interest	912828V23	4,500,000.00	US Treasury Note 2.25% Due 12/31/2023	0.00	50,625.00	50,625.00
06/30/2020	Interest	912828N30	4,800,000.00	US Treasury Note 2.125% Due 12/31/2022	0.00	51,000.00	51,000.00
06/30/2020	Interest	912828XG0	4,000,000.00	US Treasury Note 2.125% Due 6/30/2022	0.00	42,500.00	42,500.00
JUN 2020					2,240,867.49	605,730.36	2,846,597.85
07/05/2020	Interest	3135G0S38	4,000,000.00	FNMA Note 2% Due 1/5/2022	0.00	40,000.00	40,000.00
07/07/2020	Interest	3135G0X24	4,220,000.00	FNMA Note 1.625% Due 1/7/2025	0.00	33,716.05	33,716.05
07/11/2020	Interest	89236TDP7	3,100,000.00	Toyota Motor Credit Corp Note 2.6% Due 1/11/2022	0.00	40,300.00	40,300.00
07/14/2020	Interest	3130A8QS5	2,900,000.00	FHLB Note 1.125% Due 7/14/2021	0.00	16,312.50	16,312.50
07/14/2020	Interest	02665WCJ8	930,000.00	American Honda Finance Note 3.45% Due 7/14/2023	0.00	16,042.50	16,042.50
07/15/2020	Dividend	90LAIF\$00	856,484,324.00	Local Agency Investment Fund State Pool	0.00	37,933.09	37,933.09
07/15/2020	Interest	48128BAB7	3,250,000.00	JP Morgan Chase & Co Callable Note 1X 1/15/2022 2.972% Due 1/15/2023	0.00	48,295.00	48,295.00
07/15/2020	Paydown	89238TAD5	2,910,368.02	Toyota Auto Receivables Trust 2018-B A3 2.96% Due 9/15/2022	303,043.17	5,563.58	308,606.75
07/15/2020	Paydown	43815NAC8	2,030,000.00	Honda Auto Receivables Trust 2019-3 A3 1.78% Due 8/15/2023	97,922.02	2,710.55	100,632.57
07/15/2020	Paydown	47788CAC6	430,252.37	John Deere Owner Trust 2018-A A3 2.66% Due 4/18/2022	16,874.99	879.13	17,754.12

Cash Flow Report

As of April 30, 2020



Payment Date	Transaction Type	CUSIP	Quantity	Security Description	Principal Amount	Income	Total Amount
07/15/2020	Paydown	65479JAD5	2,170,000.00	Nissan Auto Receivables Owner 2019-C A3 1.93% Due 7/15/2024	40,383.36	3,360.62	43,743.98
07/15/2020	Paydown	477870AC3	1,010,000.00	John Deere Owner Trust 2019-B A3 2.21% Due 12/15/2023	22,033.94	1,779.18	23,813.12
07/15/2020	Paydown	47789JAD8	2,500,000.00	John Deere Owner Trust 2019-A A3 2.91% Due 7/17/2023	59,944.94	5,772.80	65,717.74
07/15/2020	Paydown	43811BAC8	706,176.65	Honda Auto Receivables Trust 2017-2 A3 1.68% Due 8/16/2021	41,191.61	873.55	42,065.16
07/15/2020	Paydown	47788BAD6	95,634.67	John Deere Owner Trust 2017-B A3 1.82% Due 10/15/2021	8,161.18	118.32	8,279.50
07/15/2020	Paydown	47788EAC2	2,175,905.46	John Deere Owner Trust 2018-B A3 3.08% Due 11/15/2022	67,855.04	5,237.85	73,092.89
07/15/2020	Paydown	47789KAC7	1,580,000.00	John Deere Owner Trust 2020-A A3 1.1% Due 8/15/2024	28,724.66	1,395.86	30,120.52
07/15/2020	Paydown	58770FAC6	1,050,000.00	Mercedes Benz Auto Lease Trust 2020-A A3 1.84% Due 12/15/2022	89,851.18	1,315.75	91,166.93
07/16/2020	Paydown	654747AD6	179,218.87	Nissan Auto Receivables Trust 2017-A A3 1.74% Due 8/16/2021	11,091.62	227.79	11,319.41
07/18/2020	Interest	4581X0CW6	4,000,000.00	Inter-American Dev Bank Note 2.125% Due 1/18/2022	0.00	42,500.00	42,500.00
07/19/2020	Interest	3135G0T94	5,500,000.00	FNMA Note 2.375% Due 1/19/2023	0.00	65,312.50	65,312.50
07/19/2020	Interest	3137BDDC7	1,226,756.26	FHLMC K716 A2 3.13% Due 6/25/2021	0.00	3,218.65	3,218.65
07/19/2020	Interest	89114QC48	1,910,000.00	Toronto Dominion Bank Note 3.5% Due 7/19/2023	0.00	33,425.00	33,425.00
07/20/2020	Paydown	92348AAA3	1,390,000.00	Verizon Owner Trust 2019-C A1A 1.94% Due 4/22/2024	26,985.22	2,160.21	29,145.43
07/21/2020	Interest	90331HPL1	4,145,000.00	US Bank NA Callable Note Cont 12/21/2024 2.05% Due 1/21/2025	0.00	42,486.25	42,486.25
07/21/2020	Paydown	43815HAC1	1,866,659.57	Honda Auto Receivables Trust 2018-3 A3 2.95% Due 8/22/2022	174,347.46	3,666.48	178,013.94
07/25/2020	Interest	3137B5JM6	3,850,000.00	FHLMC K034 A2 3.531% Due 7/25/2023	0.00	11,328.63	11,328.63

Cash Flow Report

As of April 30, 2020



Payment Date	Transaction Type	CUSIP	Quantity	Security Description	Principal Amount	Income	Total Amount
07/25/2020	Interest	3137B7MZ9	3,750,000.00	FHLMC K036 A2 3.527% Due 10/25/2023	0.00	11,021.87	11,021.87
07/25/2020	Interest	3137BYPQ7	4,000,000.00	FHLMC K726 A2 2.905% Due 4/25/2024	0.00	9,683.33	9,683.33
07/25/2020	Interest	45950KCM0	1,685,000.00	International Finance Corp Note 2.25% Due 1/25/2021	0.00	18,956.25	18,956.25
07/25/2020	Interest	3137BM6P6	4,000,000.00	FHLMC K721 A2 3.09% Due 8/25/2022	0.00	10,300.00	10,300.00
07/25/2020	Interest	808513AT2	2,250,000.00	Charles Schwab Corp Callable Note Cont 12/25/2022 2.65% Due 1/25/2023	0.00	29,812.50	29,812.50
07/25/2020	Paydown	3137B4WB8	3,350,000.00	FHLMC K033 A2 3.06% Due 7/25/2023	81,490.97	8,128.80	89,619.77
07/25/2020	Paydown	3137BFDQ1	2,109,012.34	FHLMC K717 A2 2.991% Due 9/25/2021	0.00	5,256.72	5,256.72
07/28/2020	Interest	69353RFE3	3,050,000.00	PNC Bank Callable Note Cont 6/28/2022 2.45% Due 7/28/2022	0.00	37,362.50	37,362.50
JUL 2020					1,069,901.36	596,453.81	1,666,355.17
08/08/2020	Interest	594918BP8	1,875,000.00	Microsoft Callable Note Cont 7/8/2021 1.55% Due 8/8/2021	0.00	14,531.25	14,531.25
08/09/2020	Interest	69371RP59	2,300,000.00	Paccar Financial Corp Note 3.4% Due 8/9/2023	0.00	39,100.00	39,100.00
08/11/2020	Interest	06406RAJ6	3,254,000.00	Bank of NY Mellon Corp Note 3.45% Due 8/11/2023	0.00	56,131.50	56,131.50
08/12/2020	Interest	3137EAEP0	6,575,000.00	FHLMC Note 1.5% Due 2/12/2025	0.00	48,764.58	48,764.58
08/12/2020	Interest	3137EAEC9	4,125,000.00	FHLMC Note 1.125% Due 8/12/2021	0.00	23,203.13	23,203.13
08/15/2020	Interest	69371RQ25	715,000.00	Paccar Financial Corp Note 2.15% Due 8/15/2024	0.00	7,686.25	7,686.25
08/15/2020	Interest	912828D56	5,000,000.00	US Treasury Note 2.375% Due 8/15/2024	0.00	59,375.00	59,375.00
08/15/2020	Interest	912828B66	5,000,000.00	US Treasury Note 2.75% Due 2/15/2024	0.00	68,750.00	68,750.00

Cash Flow Report

As of April 30, 2020



Payment Date	Transaction Type	CUSIP	Quantity	Security Description	Principal Amount	Income	Total Amount
08/15/2020	Paydown	477870AC3	1,010,000.00	John Deere Owner Trust 2019-B A3 2.21% Due 12/15/2023	22,079.84	1,738.60	23,818.44
08/15/2020	Paydown	89238TAD5	2,910,368.02	Toyota Auto Receivables Trust 2018-B A3 2.96% Due 9/15/2022	286,699.78	4,816.07	291,515.85
08/15/2020	Paydown	43811BAC8	706,176.65	Honda Auto Receivables Trust 2017-2 A3 1.68% Due 8/16/2021	41,249.28	815.88	42,065.16
08/15/2020	Paydown	47788BAD6	95,634.67	John Deere Owner Trust 2017-B A3 1.82% Due 10/15/2021	7,727.34	105.94	7,833.28
08/15/2020	Paydown	47788EAC2	2,175,905.46	John Deere Owner Trust 2018-B A3 3.08% Due 11/15/2022	68,030.50	5,063.69	73,094.19
08/15/2020	Paydown	47789JAD8	2,500,000.00	John Deere Owner Trust 2019-A A3 2.91% Due 7/17/2023	60,086.81	5,627.43	65,714.24
08/15/2020	Paydown	58770FAC6	1,050,000.00	Mercedes Benz Auto Lease Trust 2020-A A3 1.84% Due 12/15/2022	85,766.22	1,177.98	86,944.20
08/15/2020	Paydown	43815NAC8	2,030,000.00	Honda Auto Receivables Trust 2019-3 A3 1.78% Due 8/15/2023	95,642.40	2,565.30	98,207.70
08/15/2020	Paydown	47788CAC6	430,252.37	John Deere Owner Trust 2018-A A3 2.66% Due 4/18/2022	16,908.03	841.73	17,749.76
08/15/2020	Paydown	47789KAC7	1,580,000.00	John Deere Owner Trust 2020-A A3 1.1% Due 8/15/2024	28,792.64	1,369.53	30,162.17
08/15/2020	Paydown	65479JAD5	2,170,000.00	Nissan Auto Receivables Owner 2019-C A3 1.93% Due 7/15/2024	40,474.22	3,295.67	43,769.89
08/16/2020	Paydown	654747AD6	179,218.87	Nissan Auto Receivables Trust 2017-A A3 1.74% Due 8/16/2021	11,111.40	211.70	11,323.10
08/17/2020	Interest	3135G0N82	4,100,000.00	FNMA Note 1.25% Due 8/17/2021	0.00	25,625.00	25,625.00
08/18/2020	Interest	3130A7CV5	3,420,000.00	FHLB Note 1.375% Due 2/18/2021	0.00	23,512.50	23,512.50
08/19/2020	Interest	3137BDDC7	1,226,756.26	FHLMC K716 A2 3.13% Due 6/25/2021	0.00	3,218.65	3,218.65
08/20/2020	Paydown	92348AAA3	1,390,000.00	Verizon Owner Trust 2019-C A1A 1.94% Due 4/22/2024	27,045.94	2,116.58	29,162.52
08/21/2020	Paydown	43815HAC1	1,866,659.57	Honda Auto Receivables Trust 2018-3 A3 2.95% Due 8/22/2022	165,465.05	3,237.87	168,702.92

Cash Flow Report

As of April 30, 2020



Payment Date	Transaction Type	CUSIP	Quantity	Security Description	Principal Amount	Income	Total Amount
08/25/2020	Interest	3137B5JM6	3,850,000.00	FHLMC K034 A2 3.531% Due 7/25/2023	0.00	11,328.63	11,328.63
08/25/2020	Interest	3137B7MZ9	3,750,000.00	FHLMC K036 A2 3.527% Due 10/25/2023	0.00	11,021.87	11,021.87
08/25/2020	Interest	3137BM6P6	4,000,000.00	FHLMC K721 A2 3.09% Due 8/25/2022	0.00	10,300.00	10,300.00
08/25/2020	Interest	3137BYPQ7	4,000,000.00	FHLMC K726 A2 2.905% Due 4/25/2024	0.00	9,683.33	9,683.33
08/25/2020	Paydown	3137B4WB8	3,350,000.00	FHLMC K033 A2 3.06% Due 7/25/2023	81,740.94	7,921.00	89,661.94
08/25/2020	Paydown	3137BFDQ1	2,109,012.34	FHLMC K717 A2 2.991% Due 9/25/2021	0.00	5,256.72	5,256.72
08/26/2020	Interest	3135G0J20	4,050,000.00	FNMA Note 1.375% Due 2/26/2021	0.00	27,843.75	27,843.75
08/31/2020	Interest	912828ZC7	7,000,000.00	US Treasury Note 1.125% Due 2/28/2025	0.00	39,375.00	39,375.00
08/31/2020	Interest	912828L24	4,500,000.00	US Treasury Note 1.875% Due 8/31/2022	0.00	42,187.50	42,187.50
08/31/2020	Interest	912828J43	4,350,000.00	US Treasury Note 1.75% Due 2/28/2022	0.00	38,062.50	38,062.50
AUG 2020					1,038,820.39	605,862.13	1,644,682.52
09/01/2020	Interest	30231GAV4	2,700,000.00	Exxon Mobil Corp Callable Note Cont 2/1/2021 2.222% Due 3/1/2021	0.00	29,997.00	29,997.00
09/04/2020	Interest	24422ESL4	1,850,000.00	John Deere Capital Corp Note 2.8% Due 3/4/2021	0.00	25,900.00	25,900.00
09/04/2020	Maturity	459058GA5	4,000,000.00	Intl. Bank Recon & Development Note 1.625% Due 9/4/2020	4,000,000.00	32,500.00	4,032,500.00
09/05/2020	Interest	06051GHF9	3,250,000.00	Bank of America Corp Callable Note 1X 3/5/2023 3.55% Due 3/5/2024	0.00	57,687.50	57,687.50
09/06/2020	Interest	24422ETG4	1,500,000.00	John Deere Capital Corp Note 2.8% Due 3/6/2023	0.00	21,000.00	21,000.00
09/08/2020	Interest	44932HAC7	2,955,000.00	IBM Credit Corp Note 2.2% Due 9/8/2022	0.00	32,505.00	32,505.00

Cash Flow Report

As of April 30, 2020



Payment Date	Transaction Type	CUSIP	Quantity	Security Description	Principal Amount	Income	Total Amount
09/08/2020	Interest	3130A0XE5	1,000,000.00	FHLB Note 3.25% Due 3/8/2024	0.00	16,250.00	16,250.00
09/08/2020	Interest	3130AB3H7	4,000,000.00	FHLB Note 2.375% Due 3/8/2024	0.00	47,500.00	47,500.00
09/11/2020	Interest	89114QCB2	1,270,000.00	Toronto Dominion Bank Note 3.25% Due 3/11/2024	0.00	20,637.50	20,637.50
09/13/2020	Interest	3130A2UW4	4,000,000.00	FHLB Note 2.875% Due 9/13/2024	0.00	57,500.00	57,500.00
09/14/2020	Interest	4581X0CZ9	3,600,000.00	Inter-American Dev Bank Note 1.75% Due 9/14/2022	0.00	31,500.00	31,500.00
09/15/2020	Interest	084670BR8	2,500,000.00	Berkshire Hathaway Callable Note Cont 1/15/2023 2.75% Due 3/15/2023	0.00	34,375.00	34,375.00
09/15/2020	Interest	68389XBK0	3,325,000.00	Oracle Corp Callable Note Cont 8/15/2021 1.9% Due 9/15/2021	0.00	31,587.50	31,587.50
09/15/2020	Paydown	47788CAC6	430,252.37	John Deere Owner Trust 2018-A A3 2.66% Due 4/18/2022	16,941.14	804.25	17,745.39
09/15/2020	Paydown	47789JAD8	2,500,000.00	John Deere Owner Trust 2019-A A3 2.91% Due 7/17/2023	60,229.02	5,481.72	65,710.74
09/15/2020	Paydown	65479JAD5	2,170,000.00	Nissan Auto Receivables Owner 2019-C A3 1.93% Due 7/15/2024	40,565.29	3,230.57	43,795.86
09/15/2020	Paydown	43811BAC8	706,176.65	Honda Auto Receivables Trust 2017-2 A3 1.68% Due 8/16/2021	41,307.02	758.14	42,065.16
09/15/2020	Paydown	58770FAC6	1,050,000.00	Mercedes Benz Auto Lease Trust 2020-A A3 1.84% Due 12/15/2022	81,666.67	1,046.47	82,713.14
09/15/2020	Paydown	89238TAD5	2,910,368.02	Toyota Auto Receivables Trust 2018-B A3 2.96% Due 9/15/2022	270,292.72	4,108.88	274,401.60
09/15/2020	Paydown	477870AC3	1,010,000.00	John Deere Owner Trust 2019-B A3 2.21% Due 12/15/2023	22,125.84	1,697.94	23,823.78
09/15/2020	Paydown	43815NAC8	2,030,000.00	Honda Auto Receivables Trust 2019-3 A3 1.78% Due 8/15/2023	93,357.25	2,423.43	95,780.68
09/15/2020	Paydown	47788BAD6	95,634.67	John Deere Owner Trust 2017-B A3 1.82% Due 10/15/2021	7,292.61	94.22	7,386.83
09/15/2020	Paydown	47788EAC2	2,175,905.46	John Deere Owner Trust 2018-B A3 3.08% Due 11/15/2022	68,206.43	4,889.07	73,095.50

Cash Flow Report

As of April 30, 2020



Payment Date	Transaction Type	CUSIP	Quantity	Security Description	Principal Amount	Income	Total Amount
09/15/2020	Paydown	47789KAC7	1,580,000.00	John Deere Owner Trust 2020-A A3 1.1% Due 8/15/2024	28,860.79	1,343.13	30,203.92
09/16/2020	Paydown	654747AD6	179,218.87	Nissan Auto Receivables Trust 2017-A A3 1.74% Due 8/16/2021	11,131.21	195.59	11,326.80
09/19/2020	Interest	3137BDCC7	1,226,756.26	FHLMC K716 A2 3.13% Due 6/25/2021	0.00	3,218.65	3,218.65
09/20/2020	Paydown	92348AAA3	1,390,000.00	Verizon Owner Trust 2019-C A1A 1.94% Due 4/22/2024	27,106.79	2,072.86	29,179.65
09/21/2020	Paydown	43815HAC1	1,866,659.57	Honda Auto Receivables Trust 2018-3 A3 2.95% Due 8/22/2022	156,549.70	2,831.11	159,380.81
09/25/2020	Interest	3137BM6P6	4,000,000.00	FHLMC K721 A2 3.09% Due 8/25/2022	0.00	10,300.00	10,300.00
09/25/2020	Interest	3137B5JM6	3,850,000.00	FHLMC K034 A2 3.531% Due 7/25/2023	0.00	11,328.63	11,328.63
09/25/2020	Interest	3137BYPQ7	4,000,000.00	FHLMC K726 A2 2.905% Due 4/25/2024	0.00	9,683.33	9,683.33
09/25/2020	Interest	3137B7MZ9	3,750,000.00	FHLMC K036 A2 3.527% Due 10/25/2023	0.00	11,021.87	11,021.87
09/25/2020	Paydown	3137BFDQ1	2,109,012.34	FHLMC K717 A2 2.991% Due 9/25/2021	0.00	5,256.72	5,256.72
09/25/2020	Paydown	3137B4WB8	3,350,000.00	FHLMC K033 A2 3.06% Due 7/25/2023	81,991.69	7,712.56	89,704.25
09/30/2020	Interest	912828T34	4,125,000.00	US Treasury Note 1.125% Due 9/30/2021	0.00	23,203.13	23,203.13
SEP 2020					5,007,624.17	551,641.77	5,559,265.94
10/01/2020	Interest	13063DRK6	3,385,000.00	California St Taxable GO 2.4% Due 10/1/2024	0.00	40,620.00	40,620.00
10/05/2020	Interest	3135G0T45	4,650,000.00	FNMA Note 1.875% Due 4/5/2022	0.00	43,593.75	43,593.75
10/07/2020	Interest	3135G0Q89	3,925,000.00	FNMA Note 1.375% Due 10/7/2021	0.00	26,984.38	26,984.38
10/10/2020	Interest	02665WCQ2	2,260,000.00	American Honda Finance Note 3.625% Due 10/10/2023	0.00	40,962.50	40,962.50

Cash Flow Report

As of April 30, 2020



Payment Date	Transaction Type	CUSIP	Quantity	Security Description	Principal Amount	Income	Total Amount
10/12/2020	Interest	3130AF5B9	2,500,000.00	FHLB Note 3% Due 10/12/2021	0.00	37,500.00	37,500.00
10/15/2020	Interest	3135G0W66	4,080,000.00	FNMA Note 1.625% Due 10/15/2024	0.00	33,150.00	33,150.00
10/15/2020	Paydown	43811BAC8	706,176.65	Honda Auto Receivables Trust 2017-2 A3 1.68% Due 8/16/2021	41,364.85	700.31	42,065.16
10/15/2020	Paydown	58770FAC6	1,050,000.00	Mercedes Benz Auto Lease Trust 2020-A A3 1.84% Due 12/15/2022	77,552.50	921.25	78,473.75
10/15/2020	Paydown	89238TAD5	2,910,368.02	Toyota Auto Receivables Trust 2018-B A3 2.96% Due 9/15/2022	253,821.78	3,442.16	257,263.94
10/15/2020	Paydown	43815NAC8	2,030,000.00	Honda Auto Receivables Trust 2019-3 A3 1.78% Due 8/15/2023	91,066.54	2,284.95	93,351.49
10/15/2020	Paydown	47788CAC6	430,252.37	John Deere Owner Trust 2018-A A3 2.66% Due 4/18/2022	16,974.33	766.69	17,741.02
10/15/2020	Paydown	47789JAD8	2,500,000.00	John Deere Owner Trust 2019-A A3 2.91% Due 7/17/2023	60,371.57	5,335.66	65,707.23
10/15/2020	Paydown	65479JAD5	2,170,000.00	Nissan Auto Receivables Owner 2019-C A3 1.93% Due 7/15/2024	40,656.56	3,165.33	43,821.89
10/15/2020	Paydown	47788BAD6	95,634.67	John Deere Owner Trust 2017-B A3 1.82% Due 10/15/2021	6,856.98	83.16	6,940.14
10/15/2020	Paydown	47788EAC2	2,175,905.46	John Deere Owner Trust 2018-B A3 3.08% Due 11/15/2022	68,382.80	4,714.01	73,096.81
10/15/2020	Paydown	477870AC3	1,010,000.00	John Deere Owner Trust 2019-B A3 2.21% Due 12/15/2023	22,171.94	1,657.19	23,829.13
10/15/2020	Paydown	47789KAC7	1,580,000.00	John Deere Owner Trust 2020-A A3 1.1% Due 8/15/2024	28,929.09	1,316.68	30,245.77
10/16/2020	Paydown	654747AD6	179,218.87	Nissan Auto Receivables Trust 2017-A A3 1.74% Due 8/16/2021	11,151.05	179.45	11,330.50
10/19/2020	Interest	3137BDDC7	1,226,756.26	FHLMC K716 A2 3.13% Due 6/25/2021	0.00	3,218.65	3,218.65
10/20/2020	Paydown	92348AAA3	1,390,000.00	Verizon Owner Trust 2019-C A1A 1.94% Due 4/22/2024	27,167.77	2,029.04	29,196.81
10/21/2020	Paydown	43815HAC1	1,866,659.57	Honda Auto Receivables Trust 2018-3 A3 2.95% Due 8/22/2022	147,601.35	2,446.25	150,047.60

Cash Flow Report

As of April 30, 2020



Payment Date	Transaction Type	CUSIP	Quantity	Security Description	Principal Amount	Income	Total Amount
10/22/2020	Interest	3135G03U5	5,270,000.00	FNMA Note 0.625% Due 4/22/2025	0.00	16,285.76	16,285.76
10/25/2020	Interest	3137BM6P6	4,000,000.00	FHLMC K721 A2 3.09% Due 8/25/2022	0.00	10,300.00	10,300.00
10/25/2020	Interest	3137BYPQ7	4,000,000.00	FHLMC K726 A2 2.905% Due 4/25/2024	0.00	9,683.33	9,683.33
10/25/2020	Interest	3137B5JM6	3,850,000.00	FHLMC K034 A2 3.531% Due 7/25/2023	0.00	11,328.63	11,328.63
10/25/2020	Interest	3137B7MZ9	3,750,000.00	FHLMC K036 A2 3.527% Due 10/25/2023	0.00	11,021.87	11,021.87
10/25/2020	Paydown	3137B4WB8	3,350,000.00	FHLMC K033 A2 3.06% Due 7/25/2023	82,243.20	7,503.48	89,746.68
10/25/2020	Paydown	3137BFDQ1	2,109,012.34	FHLMC K717 A2 2.991% Due 9/25/2021	0.00	5,256.72	5,256.72
10/31/2020	Interest	9128283D0	4,000,000.00	US Treasury Note 2.25% Due 10/31/2024	0.00	45,000.00	45,000.00
10/31/2020	Interest	912828T91	5,000,000.00	US Treasury Note 1.625% Due 10/31/2023	0.00	40,625.00	40,625.00
10/31/2020	Interest	912828X70	4,800,000.00	US Treasury Note 2% Due 4/30/2024	0.00	48,000.00	48,000.00
OCT 2020					976,312.31	460,076.20	1,436,388.51
11/01/2020	Interest	78015K7C2	3,600,000.00	Royal Bank of Canada Note 2.25% Due 11/1/2024	0.00	40,500.00	40,500.00
11/03/2020	Interest	037833AK6	2,215,000.00	Apple Inc Note 2.4% Due 5/3/2023	0.00	26,580.00	26,580.00
11/03/2020	Maturity	594918BG8	1,035,000.00	Microsoft Callable Note Cont. 10/3/2020 2% Due 11/3/2020	1,035,000.00	10,350.00	1,045,350.00
11/03/2020	Maturity	00440EAT4	2,545,000.00	Chubb INA Holdings Inc Callable Note Cont 10/3/2020 2.3% Due 11/3/2020	2,545,000.00	29,267.50	2,574,267.50
11/06/2020	Interest	3135G0K69	3,300,000.00	FNMA Note 1.25% Due 5/6/2021	0.00	20,625.00	20,625.00
11/08/2020	Interest	14913Q3B3	2,593,000.00	Caterpillar Finl Service Note 2.15% Due 11/8/2024	0.00	27,874.75	27,874.75

Cash Flow Report

As of April 30, 2020



Payment Date	Transaction Type	CUSIP	Quantity	Security Description	Principal Amount	Income	Total Amount
11/11/2020	Interest	369550BE7	2,970,000.00	General Dynamics Corp Note 3% Due 5/11/2021	0.00	44,550.00	44,550.00
11/15/2020	Paydown	477870AC3	1,010,000.00	John Deere Owner Trust 2019-B A3 2.21% Due 12/15/2023	22,218.14	1,616.35	23,834.49
11/15/2020	Paydown	47789JAD8	2,500,000.00	John Deere Owner Trust 2019-A A3 2.91% Due 7/17/2023	60,514.44	5,189.26	65,703.70
11/15/2020	Paydown	43811BAC8	706,176.65	Honda Auto Receivables Trust 2017-2 A3 1.68% Due 8/16/2021	41,422.77	642.39	42,065.16
11/15/2020	Paydown	47788BAD6	95,634.67	John Deere Owner Trust 2017-B A3 1.82% Due 10/15/2021	6,420.45	72.76	6,493.21
11/15/2020	Paydown	47788EAC2	2,175,905.46	John Deere Owner Trust 2018-B A3 3.08% Due 11/15/2022	68,559.62	4,538.50	73,098.12
11/15/2020	Paydown	47789KAC7	1,580,000.00	John Deere Owner Trust 2020-A A3 1.1% Due 8/15/2024	28,997.56	1,290.16	30,287.72
11/15/2020	Paydown	58770FAC6	1,050,000.00	Mercedes Benz Auto Lease Trust 2020-A A3 1.84% Due 12/15/2022	73,423.66	802.34	74,226.00
11/15/2020	Paydown	47788CAC6	430,252.37	John Deere Owner Trust 2018-A A3 2.66% Due 4/18/2022	17,007.56	729.07	17,736.63
11/15/2020	Paydown	65479JAD5	2,170,000.00	Nissan Auto Receivables Owner 2019-C A3 1.93% Due 7/15/2024	40,748.04	3,099.94	43,847.98
11/15/2020	Paydown	43815NAC8	2,030,000.00	Honda Auto Receivables Trust 2019-3 A3 1.78% Due 8/15/2023	88,770.27	2,149.87	90,920.14
11/15/2020	Paydown	89238TAD5	2,910,368.02	Toyota Auto Receivables Trust 2018-B A3 2.96% Due 9/15/2022	237,286.75	2,816.06	240,102.81
11/16/2020	Paydown	654747AD6	179,218.87	Nissan Auto Receivables Trust 2017-A A3 1.74% Due 8/16/2021	11,170.92	163.28	11,334.20
11/17/2020	Maturity	3137EAEK1	775,000.00	FHLMC Note 1.875% Due 11/17/2020	775,000.00	7,265.63	782,265.63
11/18/2020	Interest	404280BS7	2,750,000.00	HSBC Holdings PLC Callable Note 1X 5/18/2023 3.95% Due 5/18/2024	0.00	54,312.50	54,312.50
11/19/2020	Interest	857477AV5	2,075,000.00	State Street Bank Note 1.95% Due 5/19/2021	0.00	20,231.25	20,231.25
11/19/2020	Interest	3137BDDC7	1,226,756.26	FHLMC K716 A2 3.13% Due 6/25/2021	0.00	3,218.65	3,218.65

Cash Flow Report

As of April 30, 2020



Payment Date	Transaction Type	CUSIP	Quantity	Security Description	Principal Amount	Income	Total Amount
11/20/2020	Paydown	92348AAA3	1,390,000.00	Verizon Owner Trust 2019-C A1A 1.94% Due 4/22/2024	27,228.91	1,985.11	29,214.02
11/21/2020	Paydown	43815HAC1	1,866,659.57	Honda Auto Receivables Trust 2018-3 A3 2.95% Due 8/22/2022	138,619.86	2,083.40	140,703.26
11/25/2020	Interest	3137B5JM6	3,850,000.00	FHLMC K034 A2 3.531% Due 7/25/2023	0.00	11,328.63	11,328.63
11/25/2020	Interest	3137B7MZ9	3,750,000.00	FHLMC K036 A2 3.527% Due 10/25/2023	0.00	11,021.87	11,021.87
11/25/2020	Interest	404280BA6	1,200,000.00	HSBC Holdings PLC Note 3.6% Due 5/25/2023	0.00	21,600.00	21,600.00
11/25/2020	Interest	3137BM6P6	4,000,000.00	FHLMC K721 A2 3.09% Due 8/25/2022	0.00	10,300.00	10,300.00
11/25/2020	Interest	3137BYPQ7	4,000,000.00	FHLMC K726 A2 2.905% Due 4/25/2024	0.00	9,683.33	9,683.33
11/25/2020	Paydown	3137B4WB8	3,350,000.00	FHLMC K033 A2 3.06% Due 7/25/2023	82,495.48	7,293.76	89,789.24
11/25/2020	Paydown	3137BFDQ1	2,109,012.34	FHLMC K717 A2 2.991% Due 9/25/2021	0.00	5,256.72	5,256.72
11/30/2020	Maturity	3135G0F73	4,100,000.00	FNMA Note 1.5% Due 11/30/2020	4,100,000.00	30,750.00	4,130,750.00
NOV 2020					9,399,884.43	419,188.08	9,819,072.51
12/08/2020	Interest	3130A0F70	3,500,000.00	FHLB Note 3.375% Due 12/8/2023	0.00	59,062.50	59,062.50
12/11/2020	Interest	313379RB7	2,500,000.00	FHLB Note 1.875% Due 6/11/2021	0.00	23,437.50	23,437.50
12/14/2020	Interest	3130A1XJ2	5,500,000.00	FHLB Note 2.875% Due 6/14/2024	0.00	79,062.51	79,062.51
12/15/2020	Paydown	89238TAD5	2,910,368.02	Toyota Auto Receivables Trust 2018-B A3 2.96% Due 9/15/2022	220,687.38	2,230.76	222,918.14
12/15/2020	Paydown	43815NAC8	2,030,000.00	Honda Auto Receivables Trust 2019-3 A3 1.78% Due 8/15/2023	86,468.44	2,018.19	88,486.63
12/15/2020	Paydown	47788CAC6	430,252.37	John Deere Owner Trust 2018-A A3 2.66% Due 4/18/2022	17,040.87	691.37	17,732.24

Cash Flow Report

As of April 30, 2020



Payment Date	Transaction Type	CUSIP	Quantity	Security Description	Principal Amount	Income	Total Amount
12/15/2020	Paydown	47789KAC7	1,580,000.00	John Deere Owner Trust 2020-A A3 1.1% Due 8/15/2024	29,066.19	1,263.58	30,329.77
12/15/2020	Paydown	65479JAD5	2,170,000.00	Nissan Auto Receivables Owner 2019-C A3 1.93% Due 7/15/2024	40,839.72	3,034.41	43,874.13
12/15/2020	Paydown	477870AC3	1,010,000.00	John Deere Owner Trust 2019-B A3 2.21% Due 12/15/2023	22,264.42	1,575.43	23,839.85
12/15/2020	Paydown	47789JAD8	2,500,000.00	John Deere Owner Trust 2019-A A3 2.91% Due 7/17/2023	60,657.66	5,042.51	65,700.17
12/15/2020	Paydown	43811BAC8	706,176.65	Honda Auto Receivables Trust 2017-2 A3 1.68% Due 8/16/2021	41,480.76	584.40	42,065.16
12/15/2020	Paydown	47788BAD6	95,634.67	John Deere Owner Trust 2017-B A3 1.82% Due 10/15/2021	5,983.01	63.03	6,046.04
12/15/2020	Paydown	47788EAC2	2,175,905.46	John Deere Owner Trust 2018-B A3 3.08% Due 11/15/2022	68,736.90	4,362.53	73,099.43
12/15/2020	Paydown	58770FAC6	1,050,000.00	Mercedes Benz Auto Lease Trust 2020-A A3 1.84% Due 12/15/2022	69,280.10	689.76	69,969.86
12/16/2020	Paydown	654747AD6	179,218.87	Nissan Auto Receivables Trust 2017-A A3 1.74% Due 8/16/2021	11,190.83	147.09	11,337.92
12/19/2020	Interest	3137EAEN5	4,550,000.00	FHLMC Note 2.75% Due 6/19/2023	0.00	62,562.50	62,562.50
12/19/2020	Interest	3137BDDC7	1,226,756.26	FHLMC K716 A2 3.13% Due 6/25/2021	0.00	3,218.65	3,218.65
12/20/2020	Paydown	92348AAA3	1,390,000.00	Verizon Owner Trust 2019-C A1A 1.94% Due 4/22/2024	27,290.18	1,941.09	29,231.27
12/21/2020	Paydown	43815HAC1	1,866,659.57	Honda Auto Receivables Trust 2018-3 A3 2.95% Due 8/22/2022	129,605.12	1,742.63	131,347.75
12/24/2020	Interest	166764AH3	3,000,000.00	Chevron Corp Callable Note Cont 3/24/2023 3.191% Due 6/24/2023	0.00	47,865.00	47,865.00
12/25/2020	Interest	3137B5JM6	3,850,000.00	FHLMC K034 A2 3.531% Due 7/25/2023	0.00	11,328.63	11,328.63
12/25/2020	Interest	3137B7MZ9	3,750,000.00	FHLMC K036 A2 3.527% Due 10/25/2023	0.00	11,021.87	11,021.87
12/25/2020	Interest	3137BM6P6	4,000,000.00	FHLMC K721 A2 3.09% Due 8/25/2022	0.00	10,300.00	10,300.00

Cash Flow Report

As of April 30, 2020



Payment Date	Transaction Type	CUSIP	Quantity	Security Description	Principal Amount	Income	Total Amount
12/25/2020	Interest	3137BYPQ7	4,000,000.00	FHLMC K726 A2 2.905% Due 4/25/2024	0.00	9,683.33	9,683.33
12/25/2020	Paydown	3137B4WB8	3,350,000.00	FHLMC K033 A2 3.06% Due 7/25/2023	82,748.53	7,083.40	89,831.93
12/25/2020	Paydown	3137BFDQ1	2,109,012.34	FHLMC K717 A2 2.991% Due 9/25/2021	0.00	5,256.72	5,256.72
12/26/2020	Interest	931142EK5	2,000,000.00	Wal-Mart Stores Callable Note Cont 5/26/2023 3.4% Due 6/26/2023	0.00	34,000.00	34,000.00
12/31/2020	Interest	912828V23	4,500,000.00	US Treasury Note 2.25% Due 12/31/2023	0.00	50,625.00	50,625.00
12/31/2020	Interest	912828XX3	4,900,000.00	US Treasury Note 2% Due 6/30/2024	0.00	49,000.00	49,000.00
12/31/2020	Interest	912828XG0	4,000,000.00	US Treasury Note 2.125% Due 6/30/2022	0.00	42,500.00	42,500.00
12/31/2020	Interest	912828N30	4,800,000.00	US Treasury Note 2.125% Due 12/31/2022	0.00	51,000.00	51,000.00
DEC 2020					913,340.11	582,394.39	1,495,734.50
01/05/2021	Interest	3135G0S38	4,000,000.00	FNMA Note 2% Due 1/5/2022	0.00	40,000.00	40,000.00
01/07/2021	Interest	3135G0X24	4,220,000.00	FNMA Note 1.625% Due 1/7/2025	0.00	34,287.50	34,287.50
01/11/2021	Interest	89236TDP7	3,100,000.00	Toyota Motor Credit Corp Note 2.6% Due 1/11/2022	0.00	40,300.00	40,300.00
01/14/2021	Interest	02665WCJ8	930,000.00	American Honda Finance Note 3.45% Due 7/14/2023	0.00	16,042.50	16,042.50
01/14/2021	Interest	3130A8QS5	2,900,000.00	FHLB Note 1.125% Due 7/14/2021	0.00	16,312.50	16,312.50
01/15/2021	Interest	48128BAB7	3,250,000.00	JP Morgan Chase & Co Callable Note 1X 1/15/2022 2.972% Due 1/15/2023	0.00	48,295.00	48,295.00
01/15/2021	Paydown	89238TAD5	2,910,368.02	Toyota Auto Receivables Trust 2018-B A3 2.96% Due 9/15/2022	204,023.48	1,686.39	205,709.87
01/15/2021	Paydown	477870AC3	1,010,000.00	John Deere Owner Trust 2019-B A3 2.21% Due 12/15/2023	22,310.81	1,534.43	23,845.24

Cash Flow Report

As of April 30, 2020



Payment Date	Transaction Type	CUSIP	Quantity	Security Description	Principal Amount	Income	Total Amount
01/15/2021	Paydown	47789JAD8	2,500,000.00	John Deere Owner Trust 2019-A A3 2.91% Due 7/17/2023	60,801.22	4,895.42	65,696.64
01/15/2021	Paydown	43811BAC8	706,176.65	Honda Auto Receivables Trust 2017-2 A3 1.68% Due 8/16/2021	41,538.83	526.33	42,065.16
01/15/2021	Paydown	47788BAD6	95,634.67	John Deere Owner Trust 2017-B A3 1.82% Due 10/15/2021	5,544.69	53.95	5,598.64
01/15/2021	Paydown	47788EAC2	2,175,905.46	John Deere Owner Trust 2018-B A3 3.08% Due 11/15/2022	68,914.65	4,186.10	73,100.75
01/15/2021	Paydown	58770FAC6	1,050,000.00	Mercedes Benz Auto Lease Trust 2020-A A3 1.84% Due 12/15/2022	65,121.77	583.53	65,705.30
01/15/2021	Paydown	65479JAD5	2,170,000.00	Nissan Auto Receivables Owner 2019-C A3 1.93% Due 7/15/2024	40,931.61	2,968.72	43,900.33
01/15/2021	Paydown	43815NAC8	2,030,000.00	Honda Auto Receivables Trust 2019-3 A3 1.78% Due 8/15/2023	84,161.01	1,889.93	86,050.94
01/15/2021	Paydown	47788CAC6	430,252.37	John Deere Owner Trust 2018-A A3 2.66% Due 4/18/2022	17,074.24	653.59	17,727.83
01/15/2021	Paydown	47789KAC7	1,580,000.00	John Deere Owner Trust 2020-A A3 1.1% Due 8/15/2024	29,134.98	1,236.93	30,371.91
01/16/2021	Paydown	654747AD6	179,218.87	Nissan Auto Receivables Trust 2017-A A3 1.74% Due 8/16/2021	11,210.78	130.86	11,341.64
01/18/2021	Interest	4581X0CW6	4,000,000.00	Inter-American Dev Bank Note 2.125% Due 1/18/2022	0.00	42,500.00	42,500.00
01/19/2021	Interest	3135G0T94	5,500,000.00	FNMA Note 2.375% Due 1/19/2023	0.00	65,312.50	65,312.50
01/19/2021	Interest	89114QC48	1,910,000.00	Toronto Dominion Bank Note 3.5% Due 7/19/2023	0.00	33,425.00	33,425.00
01/19/2021	Interest	3137BDDC7	1,226,756.26	FHLMC K716 A2 3.13% Due 6/25/2021	0.00	3,218.65	3,218.65
01/20/2021	Paydown	92348AAA3	1,390,000.00	Verizon Owner Trust 2019-C A1A 1.94% Due 4/22/2024	27,351.58	1,896.97	29,248.55
01/21/2021	Interest	90331HPL1	4,145,000.00	US Bank NA Callable Note Cont 12/21/2024 2.05% Due 1/21/2025	0.00	42,486.25	42,486.25
01/21/2021	Paydown	43815HAC1	1,866,659.57	Honda Auto Receivables Trust 2018-3 A3 2.95% Due 8/22/2022	120,557.04	1,424.01	121,981.05

Cash Flow Report

As of April 30, 2020



Payment Date	Transaction Type	CUSIP	Quantity	Security Description	Principal Amount	Income	Total Amount
01/25/2021	Interest	3137B5JM6	3,850,000.00	FHLMC K034 A2 3.531% Due 7/25/2023	0.00	11,328.63	11,328.63
01/25/2021	Interest	808513AT2	2,250,000.00	Charles Schwab Corp Callable Note Cont 12/25/2022 2.65% Due 1/25/2023	0.00	29,812.50	29,812.50
01/25/2021	Interest	3137BM6P6	4,000,000.00	FHLMC K721 A2 3.09% Due 8/25/2022	0.00	10,300.00	10,300.00
01/25/2021	Interest	3137BYPQ7	4,000,000.00	FHLMC K726 A2 2.905% Due 4/25/2024	0.00	9,683.33	9,683.33
01/25/2021	Interest	3137B7MZ9	3,750,000.00	FHLMC K036 A2 3.527% Due 10/25/2023	0.00	11,021.87	11,021.87
01/25/2021	Maturity	45950KCM0	1,685,000.00	International Finance Corp Note 2.25% Due 1/25/2021	1,685,000.00	18,956.25	1,703,956.25
01/25/2021	Paydown	3137B4WB8	3,350,000.00	FHLMC K033 A2 3.06% Due 7/25/2023	83,002.36	6,872.39	89,874.75
01/25/2021	Paydown	3137BFDQ1	2,109,012.34	FHLMC K717 A2 2.991% Due 9/25/2021	0.00	5,256.72	5,256.72
01/28/2021	Interest	69353RFE3	3,050,000.00	PNC Bank Callable Note Cont 6/28/2022 2.45% Due 7/28/2022	0.00	37,362.50	37,362.50
JAN 2021					2,566,679.05	546,441.25	3,113,120.30
02/08/2021	Interest	594918BP8	1,875,000.00	Microsoft Callable Note Cont 7/8/2021 1.55% Due 8/8/2021	0.00	14,531.25	14,531.25
02/09/2021	Interest	69371RP59	2,300,000.00	Paccar Financial Corp Note 3.4% Due 8/9/2023	0.00	39,100.00	39,100.00
02/11/2021	Interest	06406RAJ6	3,254,000.00	Bank of NY Mellon Corp Note 3.45% Due 8/11/2023	0.00	56,131.50	56,131.50
02/12/2021	Interest	3137EAEP0	6,575,000.00	FHLMC Note 1.5% Due 2/12/2025	0.00	49,312.50	49,312.50
02/12/2021	Interest	3137EAEC9	4,125,000.00	FHLMC Note 1.125% Due 8/12/2021	0.00	23,203.13	23,203.13
02/15/2021	Interest	69371RQ25	715,000.00	Paccar Financial Corp Note 2.15% Due 8/15/2024	0.00	7,686.25	7,686.25
02/15/2021	Interest	912828B66	5,000,000.00	US Treasury Note 2.75% Due 2/15/2024	0.00	68,750.00	68,750.00

Cash Flow Report

As of April 30, 2020



Payment Date	Transaction Type	CUSIP	Quantity	Security Description	Principal Amount	Income	Total Amount
02/15/2021	Interest	912828D56	5,000,000.00	US Treasury Note 2.375% Due 8/15/2024	0.00	59,375.00	59,375.00
02/15/2021	Paydown	47789JAD8	2,500,000.00	John Deere Owner Trust 2019-A A3 2.91% Due 7/17/2023	60,945.11	4,747.98	65,693.09
02/15/2021	Paydown	43811BAC8	706,176.65	Honda Auto Receivables Trust 2017-2 A3 1.68% Due 8/16/2021	41,596.98	468.18	42,065.16
02/15/2021	Paydown	58770FAC6	1,050,000.00	Mercedes Benz Auto Lease Trust 2020-A A3 1.84% Due 12/15/2022	60,948.65	483.67	61,432.32
02/15/2021	Paydown	65479JAD5	2,170,000.00	Nissan Auto Receivables Owner 2019-C A3 1.93% Due 7/15/2024	41,023.71	2,902.89	43,926.60
02/15/2021	Paydown	43815NAC8	2,030,000.00	Honda Auto Receivables Trust 2019-3 A3 1.78% Due 8/15/2023	81,847.98	1,765.09	83,613.07
02/15/2021	Paydown	47788BAD6	95,634.67	John Deere Owner Trust 2017-B A3 1.82% Due 10/15/2021	5,105.46	45.54	5,151.00
02/15/2021	Paydown	47788CAC6	430,252.37	John Deere Owner Trust 2018-A A3 2.66% Due 4/18/2022	17,107.67	615.75	17,723.42
02/15/2021	Paydown	47788EAC2	2,175,905.46	John Deere Owner Trust 2018-B A3 3.08% Due 11/15/2022	69,092.85	4,009.22	73,102.07
02/15/2021	Paydown	47789KAC7	1,580,000.00	John Deere Owner Trust 2020-A A3 1.1% Due 8/15/2024	29,203.93	1,210.23	30,414.16
02/15/2021	Paydown	477870AC3	1,010,000.00	John Deere Owner Trust 2019-B A3 2.21% Due 12/15/2023	22,357.29	1,493.34	23,850.63
02/15/2021	Paydown	89238TAD5	2,910,368.02	Toyota Auto Receivables Trust 2018-B A3 2.96% Due 9/15/2022	187,294.79	1,183.14	188,477.93
02/16/2021	Paydown	654747AD6	179,218.87	Nissan Auto Receivables Trust 2017-A A3 1.74% Due 8/16/2021	11,230.77	114.60	11,345.37
02/17/2021	Interest	3135G0N82	4,100,000.00	FNMA Note 1.25% Due 8/17/2021	0.00	25,625.00	25,625.00
02/18/2021	Maturity	3130A7CV5	3,420,000.00	FHLB Note 1.375% Due 2/18/2021	3,420,000.00	23,512.50	3,443,512.50
02/19/2021	Paydown	3137BDDC7	1,226,756.26	FHLMC K716 A2 3.13% Due 6/25/2021	79,263.17	3,218.65	82,481.82
02/20/2021	Paydown	92348AAA3	1,390,000.00	Verizon Owner Trust 2019-C A1A 1.94% Due 4/22/2024	27,413.11	1,852.76	29,265.87

Cash Flow Report

As of April 30, 2020



Payment Date	Transaction Type	CUSIP	Quantity	Security Description	Principal Amount	Income	Total Amount
02/21/2021	Paydown	43815HAC1	1,866,659.57	Honda Auto Receivables Trust 2018-3 A3 2.95% Due 8/22/2022	111,475.50	1,127.64	112,603.14
02/25/2021	Interest	3137B5JM6	3,850,000.00	FHLMC K034 A2 3.531% Due 7/25/2023	0.00	11,328.63	11,328.63
02/25/2021	Interest	3137B7MZ9	3,750,000.00	FHLMC K036 A2 3.527% Due 10/25/2023	0.00	11,021.87	11,021.87
02/25/2021	Interest	3137BYPQ7	4,000,000.00	FHLMC K726 A2 2.905% Due 4/25/2024	0.00	9,683.33	9,683.33
02/25/2021	Interest	3137BM6P6	4,000,000.00	FHLMC K721 A2 3.09% Due 8/25/2022	0.00	10,300.00	10,300.00
02/25/2021	Paydown	3137B4WB8	3,350,000.00	FHLMC K033 A2 3.06% Due 7/25/2023	83,256.97	6,660.73	89,917.70
02/25/2021	Paydown	3137BFDQ1	2,109,012.34	FHLMC K717 A2 2.991% Due 9/25/2021	260,691.11	5,256.72	265,947.83
02/26/2021	Maturity	3135G0J20	4,050,000.00	FNMA Note 1.375% Due 2/26/2021	4,050,000.00	27,843.75	4,077,843.75
02/28/2021	Interest	912828L24	4,500,000.00	US Treasury Note 1.875% Due 8/31/2022	0.00	42,187.50	42,187.50
02/28/2021	Interest	912828ZC7	7,000,000.00	US Treasury Note 1.125% Due 2/28/2025	0.00	39,375.00	39,375.00
02/28/2021	Interest	912828J43	4,350,000.00	US Treasury Note 1.75% Due 2/28/2022	0.00	38,062.50	38,062.50
FEB 2021					8,659,855.05	594,185.84	9,254,040.89
03/01/2021	Maturity	30231GAV4	2,700,000.00	Exxon Mobil Corp Callable Note Cont 2/1/2021 2.222% Due 3/1/2021	2,700,000.00	29,997.00	2,729,997.00
03/04/2021	Maturity	24422ESL4	1,850,000.00	John Deere Capital Corp Note 2.8% Due 3/4/2021	1,850,000.00	25,900.00	1,875,900.00
03/05/2021	Interest	06051GHF9	3,250,000.00	Bank of America Corp Callable Note 1X 3/5/2023 3.55% Due 3/5/2024	0.00	57,687.50	57,687.50
03/06/2021	Interest	24422ETG4	1,500,000.00	John Deere Capital Corp Note 2.8% Due 3/6/2023	0.00	21,000.00	21,000.00
03/08/2021	Interest	3130A0XE5	1,000,000.00	FHLB Note 3.25% Due 3/8/2024	0.00	16,250.00	16,250.00

Cash Flow Report

As of April 30, 2020



Payment Date	Transaction Type	CUSIP	Quantity	Security Description	Principal Amount	Income	Total Amount
03/08/2021	Interest	3130AB3H7	4,000,000.00	FHLB Note 2.375% Due 3/8/2024	0.00	47,500.00	47,500.00
03/08/2021	Interest	44932HAC7	2,955,000.00	IBM Credit Corp Note 2.2% Due 9/8/2022	0.00	32,505.00	32,505.00
03/11/2021	Interest	89114QCB2	1,270,000.00	Toronto Dominion Bank Note 3.25% Due 3/11/2024	0.00	20,637.50	20,637.50
03/13/2021	Interest	3130A2UW4	4,000,000.00	FHLB Note 2.875% Due 9/13/2024	0.00	57,500.00	57,500.00
03/14/2021	Interest	4581X0CZ9	3,600,000.00	Inter-American Dev Bank Note 1.75% Due 9/14/2022	0.00	31,500.00	31,500.00
03/15/2021	Interest	68389XBK0	3,325,000.00	Oracle Corp Callable Note Cont 8/15/2021 1.9% Due 9/15/2021	0.00	31,587.50	31,587.50
03/15/2021	Interest	084670BR8	2,500,000.00	Berkshire Hathaway Callable Note Cont 1/15/2023 2.75% Due 3/15/2023	0.00	34,375.00	34,375.00
03/15/2021	Paydown	47789JAD8	2,500,000.00	John Deere Owner Trust 2019-A A3 2.91% Due 7/17/2023	61,089.34	4,600.19	65,689.53
03/15/2021	Paydown	65479JAD5	2,170,000.00	Nissan Auto Receivables Owner 2019-C A3 1.93% Due 7/15/2024	41,116.01	2,836.91	43,952.92
03/15/2021	Paydown	43811BAC8	706,176.65	Honda Auto Receivables Trust 2017-2 A3 1.68% Due 8/16/2021	41,655.22	409.94	42,065.16
03/15/2021	Paydown	58770FAC6	1,050,000.00	Mercedes Benz Auto Lease Trust 2020-A A3 1.84% Due 12/15/2022	56,760.65	390.22	57,150.87
03/15/2021	Paydown	89238TAD5	2,910,368.02	Toyota Auto Receivables Trust 2018-B A3 2.96% Due 9/15/2022	170,501.13	721.14	171,222.27
03/15/2021	Paydown	477870AC3	1,010,000.00	John Deere Owner Trust 2019-B A3 2.21% Due 12/15/2023	22,403.86	1,452.17	23,856.03
03/15/2021	Paydown	47789KAC7	1,580,000.00	John Deere Owner Trust 2020-A A3 1.1% Due 8/15/2024	29,273.04	1,183.46	30,456.50
03/15/2021	Paydown	43815NAC8	2,030,000.00	Honda Auto Receivables Trust 2019-3 A3 1.78% Due 8/15/2023	79,529.34	1,643.69	81,173.03
03/15/2021	Paydown	47788BAD6	95,634.67	John Deere Owner Trust 2017-B A3 1.82% Due 10/15/2021	4,665.33	37.80	4,703.13
03/15/2021	Paydown	47788CAC6	430,252.37	John Deere Owner Trust 2018-A A3 2.66% Due 4/18/2022	17,141.18	577.82	17,719.00

Cash Flow Report

As of April 30, 2020



Payment Date	Transaction Type	CUSIP	Quantity	Security Description	Principal Amount	Income	Total Amount
03/15/2021	Paydown	47788EAC2	2,175,905.46	John Deere Owner Trust 2018-B A3 3.08% Due 11/15/2022	69,271.51	3,831.88	73,103.39
03/16/2021	Paydown	654747AD6	179,218.87	Nissan Auto Receivables Trust 2017-A A3 1.74% Due 8/16/2021	11,250.78	98.32	11,349.10
03/19/2021	Paydown	3137BDCC7	1,226,756.26	FHLMC K716 A2 3.13% Due 6/25/2021	273,670.05	3,011.91	276,681.96
03/20/2021	Paydown	92348AAA3	1,390,000.00	Verizon Owner Trust 2019-C A1A 1.94% Due 4/22/2024	27,474.79	1,808.44	29,283.23
03/21/2021	Paydown	43815HAC1	1,866,659.57	Honda Auto Receivables Trust 2018-3 A3 2.95% Due 8/22/2022	102,360.38	853.60	103,213.98
03/25/2021	Interest	3137B5JM6	3,850,000.00	FHLMC K034 A2 3.531% Due 7/25/2023	0.00	11,328.63	11,328.63
03/25/2021	Interest	3137B7MZ9	3,750,000.00	FHLMC K036 A2 3.527% Due 10/25/2023	0.00	11,021.87	11,021.87
03/25/2021	Interest	3137BM6P6	4,000,000.00	FHLMC K721 A2 3.09% Due 8/25/2022	0.00	10,300.00	10,300.00
03/25/2021	Interest	3137BYPQ7	4,000,000.00	FHLMC K726 A2 2.905% Due 4/25/2024	0.00	9,683.33	9,683.33
03/25/2021	Paydown	3137B4WB8	3,350,000.00	FHLMC K033 A2 3.06% Due 7/25/2023	83,512.36	6,448.43	89,960.79
03/25/2021	Paydown	3137BFDQ1	2,109,012.34	FHLMC K717 A2 2.991% Due 9/25/2021	261,524.47	4,606.94	266,131.41
03/31/2021	Interest	912828T34	4,125,000.00	US Treasury Note 1.125% Due 9/30/2021	0.00	23,203.13	23,203.13
MAR 2021					5,903,199.44	506,489.32	6,409,688.76
04/01/2021	Interest	13063DRK6	3,385,000.00	California St Taxable GO 2.4% Due 10/1/2024	0.00	40,620.00	40,620.00
04/05/2021	Interest	3135G0T45	4,650,000.00	FNMA Note 1.875% Due 4/5/2022	0.00	43,593.75	43,593.75
04/07/2021	Interest	3135G0Q89	3,925,000.00	FNMA Note 1.375% Due 10/7/2021	0.00	26,984.38	26,984.38
04/10/2021	Interest	02665WCQ2	2,260,000.00	American Honda Finance Note 3.625% Due 10/10/2023	0.00	40,962.50	40,962.50

Cash Flow Report

As of April 30, 2020



Payment Date	Transaction Type	CUSIP	Quantity	Security Description	Principal Amount	Income	Total Amount
04/12/2021	Interest	3130AF5B9	2,500,000.00	FHLB Note 3% Due 10/12/2021	0.00	37,500.00	37,500.00
04/15/2021	Interest	3135G0W66	4,080,000.00	FNMA Note 1.625% Due 10/15/2024	0.00	33,150.00	33,150.00
04/15/2021	Paydown	43811BAC8	706,176.65	Honda Auto Receivables Trust 2017-2 A3 1.68% Due 8/16/2021	41,713.54	351.62	42,065.16
04/15/2021	Paydown	58770FAC6	1,050,000.00	Mercedes Benz Auto Lease Trust 2020-A A3 1.84% Due 12/15/2022	52,557.75	303.19	52,860.94
04/15/2021	Paydown	65479JAD5	2,170,000.00	Nissan Auto Receivables Owner 2019-C A3 1.93% Due 7/15/2024	41,208.52	2,770.78	43,979.30
04/15/2021	Paydown	89238TAD5	2,910,368.02	Toyota Auto Receivables Trust 2018-B A3 2.96% Due 9/15/2022	121,854.10	300.57	122,154.67
04/15/2021	Paydown	43815NAC8	2,030,000.00	Honda Auto Receivables Trust 2019-3 A3 1.78% Due 8/15/2023	77,205.09	1,525.72	78,730.81
04/15/2021	Paydown	47788CAC6	430,252.37	John Deere Owner Trust 2018-A A3 2.66% Due 4/18/2022	17,174.75	539.83	17,714.58
04/15/2021	Paydown	47789JAD8	2,500,000.00	John Deere Owner Trust 2019-A A3 2.91% Due 7/17/2023	61,233.93	4,452.04	65,685.97
04/15/2021	Paydown	477870AC3	1,010,000.00	John Deere Owner Trust 2019-B A3 2.21% Due 12/15/2023	22,450.53	1,410.91	23,861.44
04/15/2021	Paydown	47788BAD6	95,634.67	John Deere Owner Trust 2017-B A3 1.82% Due 10/15/2021	4,224.29	30.72	4,255.01
04/15/2021	Paydown	47788EAC2	2,175,905.46	John Deere Owner Trust 2018-B A3 3.08% Due 11/15/2022	69,450.63	3,654.09	73,104.72
04/15/2021	Paydown	47789KAC7	1,580,000.00	John Deere Owner Trust 2020-A A3 1.1% Due 8/15/2024	29,342.33	1,156.62	30,498.95
04/16/2021	Paydown	654747AD6	179,218.87	Nissan Auto Receivables Trust 2017-A A3 1.74% Due 8/16/2021	11,270.83	82.01	11,352.84
04/19/2021	Paydown	3137BDDC7	1,226,756.26	FHLMC K716 A2 3.13% Due 6/25/2021	64,886.76	2,298.08	67,184.84
04/20/2021	Paydown	92348AAA3	1,390,000.00	Verizon Owner Trust 2019-C A1A 1.94% Due 4/22/2024	27,536.61	1,764.02	29,300.63
04/21/2021	Paydown	43815HAC1	1,866,659.57	Honda Auto Receivables Trust 2018-3 A3 2.95% Due 8/22/2022	93,211.59	601.96	93,813.55

Cash Flow Report

As of April 30, 2020



Payment Date	Transaction Type	CUSIP	Quantity	Security Description	Principal Amount	Income	Total Amount
04/22/2021	Interest	3135G03U5	5,270,000.00	FNMA Note 0.625% Due 4/22/2025	0.00	16,468.75	16,468.75
04/25/2021	Interest	3137BYPQ7	4,000,000.00	FHLMC K726 A2 2.905% Due 4/25/2024	0.00	9,683.33	9,683.33
04/25/2021	Interest	3137B5JM6	3,850,000.00	FHLMC K034 A2 3.531% Due 7/25/2023	0.00	11,328.63	11,328.63
04/25/2021	Interest	3137B7MZ9	3,750,000.00	FHLMC K036 A2 3.527% Due 10/25/2023	0.00	11,021.87	11,021.87
04/25/2021	Interest	3137BM6P6	4,000,000.00	FHLMC K721 A2 3.09% Due 8/25/2022	0.00	10,300.00	10,300.00
04/25/2021	Paydown	3137B4WB8	3,350,000.00	FHLMC K033 A2 3.06% Due 7/25/2023	83,768.54	6,235.47	90,004.01
04/25/2021	Paydown	3137BFDQ1	2,109,012.34	FHLMC K717 A2 2.991% Due 9/25/2021	262,360.47	3,955.09	266,315.56
04/30/2021	Interest	9128283D0	4,000,000.00	US Treasury Note 2.25% Due 10/31/2024	0.00	45,000.00	45,000.00
04/30/2021	Interest	912828X70	4,800,000.00	US Treasury Note 2% Due 4/30/2024	0.00	48,000.00	48,000.00
04/30/2021	Interest	912828T91	5,000,000.00	US Treasury Note 1.625% Due 10/31/2023	0.00	40,625.00	40,625.00
APR 2021					1,081,450.26	446,670.93	1,528,121.19
TOTAL					47,384,726.52	6,431,260.66	53,815,987.18

Holdings by Maturity

As of April 30, 2020



CUSIP	Security Description	Par Value/Units	Purchase Date Book Yield	Cost Value Book Value	Mkt Price Mkt YTM	Market Value Accrued Int.	% of Port. Gain/Loss	Moody S&P	Term (yrs) Duration
90LAIF\$00	Local Agency Investment Fund State Pool	27,673,322.35	Various 1.47%	27,673,322.35 27,673,322.35	1.00 1.47%	27,673,322.35 38,165.56	8.20% 0.00	NR NR	0.00 0.00
60934N807	Federated Investors Govt Oblig Fund Inst.	434,183.32	Various 0.01%	434,183.32 434,183.32	1.00 0.01%	434,183.32 0.00	0.13% 0.00	Aaa AAA	0.00 0.00
62479LE84	MUFG Bank Ltd Discount CP 1.55% Due 5/8/2020	5,000,000.00	02/27/2020 1.58%	4,984,930.56 4,984,930.56	99.70 1.58%	4,984,930.56 13,562.50	1.48% 0.00	P-1 A-1	0.02 0.02
747525AD5	Qualcomm Inc Note 2.25% Due 5/20/2020	2,400,000.00	06/11/2015 2.49%	2,373,420.00 2,373,420.00	100.07 0.99%	2,401,665.60 24,150.00	0.72% 28,245.60	A2 A-	0.05 0.06
437076BQ4	Home Depot Note 1.8% Due 6/5/2020	1,140,000.00	05/24/2017 1.82%	1,139,338.80 1,139,338.80	100.07 1.05%	1,140,820.80 8,322.00	0.34% 1,482.00	A2 A	0.10 0.10
459058GA5	Intl. Bank Recon & Development Note 1.625% Due 9/4/2020	4,000,000.00	11/03/2017 1.87%	3,972,680.00 3,972,680.00	100.42 0.40%	4,016,884.00 10,291.67	1.19% 44,204.00	Aaa AAA	0.35 0.34
594918BG8	Microsoft Callable Note Cont. 10/3/2020 2% Due 11/3/2020	1,035,000.00	10/29/2015 2.02%	1,034,172.00 1,034,172.00	100.75 0.24%	1,042,729.38 10,235.00	0.31% 8,557.38	Aaa AAA	0.43 0.42
00440EAT4	Chubb INA Holdings Inc Callable Note Cont 10/3/2020 2.3% Due 11/3/2020	2,545,000.00	02/06/2017 2.17%	2,556,986.95 2,556,986.95	100.52 1.06%	2,558,310.35 28,942.31	0.77% 1,323.40	A3 A	0.43 0.42
89238TAD5	Toyota Auto Receivables Trust 2018-B A3 2.96% Due 9/15/2022	2,910,368.02	07/25/2019 1.48%	2,941,176.99 2,941,176.99	101.36 0.77%	2,950,062.50 3,828.75	0.87% 8,885.51	Aaa AAA	0.43 0.62
43815HAC1	Honda Auto Receivables Trust 2018-3 A3 2.95% Due 8/22/2022	1,866,659.57	08/21/2018 2.98%	1,866,403.46 1,866,403.46	101.31 1.06%	1,891,028.42 1,529.62	0.56% 24,624.96	Aaa NR	0.51 0.68
3137EAEK1	FHLMC Note 1.875% Due 11/17/2020	775,000.00	11/21/2017 1.96%	772,991.84 772,991.84	100.92 0.19%	782,140.85 6,619.79	0.23% 9,149.01	Aaa AA+	0.55 0.54
47788BAD6	John Deere Owner Trust 2017-B A3 1.82% Due 10/15/2021	95,634.67	07/11/2017 1.83%	95,627.66 95,627.66	100.16 1.04%	95,787.74 77.36	0.03% 160.08	Aaa NR	0.57 0.20
3135G0F73	FNMA Note 1.5% Due 11/30/2020	4,100,000.00	12/16/2015 1.90%	4,022,510.00 4,022,510.00	100.77 0.17%	4,131,758.60 25,795.83	1.23% 109,248.60	Aaa AA+	0.59 0.58
654747AD6	Nissan Auto Receivables Trust 2017-A A3 1.74% Due 8/16/2021	179,218.87	12/27/2017 2.10%	178,077.75 178,077.75	100.11 1.05%	179,416.53 129.93	0.05% 1,338.78	Aaa NR	0.68 0.16
43811BAC8	Honda Auto Receivables Trust 2017-2 A3 1.68% Due 8/16/2021	706,176.65	04/27/2018 2.62%	695,197.81 695,197.81	100.26 0.72%	708,025.36 527.28	0.21% 12,827.55	Aaa AAA	0.71 0.27

Holdings by Maturity

As of April 30, 2020



CUSIP	Security Description	Par Value/Units	Purchase Date Book Yield	Cost Value Book Value	Mkt Price Mkt YTM	Market Value Accrued Int.	% of Port. Gain/Loss	Moody S&P	Term (yrs) Duration
45950KCM0	International Finance Corp Note 2.25% Due 1/25/2021	1,685,000.00	01/18/2018 2.35%	1,680,046.10 1,680,046.10	101.27 0.52%	1,706,382.65 10,110.00	0.51% 26,336.55	Aaa AAA	0.74 0.73
3130A7CV5	FHLB Note 1.375% Due 2/18/2021	3,420,000.00	02/17/2016 1.46%	3,406,183.20 3,406,183.20	100.90 0.25%	3,450,667.14 9,535.63	1.02% 44,483.94	Aaa AA+	0.81 0.80
3135G0J20	FNMA Note 1.375% Due 2/26/2021	4,050,000.00	Various 1.45%	4,034,893.60 4,034,893.60	100.96 0.20%	4,088,965.05 10,054.69	1.21% 54,071.45	Aaa AA+	0.83 0.82
30231GAV4	Exxon Mobil Corp Callable Note Cont 2/1/2021 2.222% Due 3/1/2021	2,700,000.00	Various 1.97%	2,730,414.55 2,730,414.55	100.89 1.15%	2,723,967.91 9,999.00	0.81% (6,446.64)	Aa1 AA	0.84 0.83
24422ESL4	John Deere Capital Corp Note 2.8% Due 3/4/2021	1,850,000.00	05/24/2017 2.12%	1,895,010.50 1,895,010.50	101.59 0.91%	1,879,331.75 8,201.67	0.56% (15,678.75)	A2 A	0.84 0.83
43815NAC8	Honda Auto Receivables Trust 2019-3 A3 1.78% Due 8/15/2023	2,030,000.00	08/20/2019 1.79%	2,029,983.15 2,029,983.15	101.12 1.15%	2,052,809.08 1,605.96	0.61% 22,825.93	Aaa AAA	1.01 1.76
3135G0K69	FNMA Note 1.25% Due 5/6/2021	3,300,000.00	06/29/2016 1.18%	3,311,220.00 3,311,220.00	101.10 0.16%	3,336,438.60 20,052.08	0.99% 25,218.60	Aaa AA+	1.02 1.01
369550BE7	General Dynamics Corp Note 3% Due 5/11/2021	2,970,000.00	Various 3.25%	2,949,150.50 2,949,150.50	102.04 1.01%	3,030,522.66 42,075.00	0.91% 81,372.16	A2 A	1.03 1.00
47788CAC6	John Deere Owner Trust 2018-A A3 2.66% Due 4/18/2022	430,252.37	02/21/2018 2.68%	430,221.45 430,221.45	100.61 1.22%	432,861.79 508.65	0.13% 2,640.34	Aaa NR	1.05 0.42
3137BDDC7	FHLMC K716 A2 3.13% Due 6/25/2021	1,226,756.26	09/12/2017 1.92%	1,277,072.43 1,277,072.43	102.09 0.72%	1,252,404.04 639.96	0.37% (24,668.39)	Aaa AA+	1.05 0.94
857477AV5	State Street Bank Note 1.95% Due 5/19/2021	2,075,000.00	Various 2.04%	2,067,408.60 2,067,408.60	101.00 0.99%	2,095,743.78 18,208.13	0.63% 28,335.18	A1 A	1.05 1.03
313379RB7	FHLB Note 1.875% Due 6/11/2021	2,500,000.00	08/30/2017 1.67%	2,518,850.00 2,518,850.00	101.45 0.57%	2,536,290.00 18,229.17	0.76% 17,440.00	Aaa AA+	1.12 1.10
3137BFDQ1	FHLMC K717 A2 2.991% Due 9/25/2021	2,109,012.34	Various 2.61%	2,130,742.12 2,130,742.12	102.71 1.60%	2,166,086.20 5,256.72	0.64% 35,344.08	NR NR	1.12 1.19
594918BP8	Microsoft Callable Note Cont 7/8/2021 1.55% Due 8/8/2021	1,875,000.00	Various 1.57%	1,872,774.45 1,872,774.45	101.22 0.52%	1,897,848.75 6,700.52	0.56% 25,074.30	Aaa AAA	1.19 1.18
3130A8QS5	FHLB Note 1.125% Due 7/14/2021	2,900,000.00	10/04/2016 1.33%	2,873,204.00 2,873,204.00	101.06 0.25%	2,930,696.50 9,696.88	0.87% 57,492.50	Aaa AA+	1.21 1.20
3137EAEC9	FHLMC Note 1.125% Due 8/12/2021	4,125,000.00	Various 1.30%	4,090,903.75 4,090,903.75	101.12 0.25%	4,171,179.38 10,183.59	1.24% 80,275.63	Aaa AA+	1.28 1.27

Holdings by Maturity

As of April 30, 2020



CUSIP	Security Description	Par Value/Units	Purchase Date Book Yield	Cost Value Book Value	Mkt Price Mkt YTM	Market Value Accrued Int.	% of Port. Gain/Loss	Moody S&P	Term (yrs) Duration
68389XBK0	Oracle Corp Callable Note Cont 8/15/2021 1.9% Due 9/15/2021	3,325,000.00	Various 2.44%	3,255,728.25 3,255,728.25	101.31 0.87%	3,368,717.10 8,072.36	1.00% 112,988.85	A3 A+	1.29 1.27
3135G0N82	FNMA Note 1.25% Due 8/17/2021	4,100,000.00	Various 1.32%	4,086,725.40 4,086,725.40	101.25 0.28%	4,151,381.20 10,534.72	1.23% 64,655.80	Aaa AA+	1.30 1.29
47788EAC2	John Deere Owner Trust 2018-B A3 3.08% Due 11/15/2022	2,175,905.46	07/18/2018 3.10%	2,175,740.52 2,175,740.52	101.19 1.43%	2,201,722.27 2,978.57	0.65% 25,981.75	Aaa NR	1.31 0.71
912828T34	US Treasury Note 1.125% Due 9/30/2021	4,125,000.00	11/09/2016 1.48%	4,055,243.31 4,055,243.31	101.36 0.16%	4,181,075.25 3,930.58	1.24% 125,831.94	Aaa AA+	1.42 1.41
3135G0Q89	FNMA Note 1.375% Due 10/7/2021	3,925,000.00	Various 1.66%	3,873,275.45 3,873,275.45	101.64 0.23%	3,989,530.93 3,597.92	1.18% 116,255.48	Aaa AA+	1.44 1.42
3130AF5B9	FHLB Note 3% Due 10/12/2021	2,500,000.00	11/29/2018 2.91%	2,506,300.00 2,506,300.00	103.99 0.24%	2,599,780.00 3,958.33	0.77% 93,480.00	Aaa AA+	1.45 1.43
3135G0S38	FNMA Note 2% Due 1/5/2022	4,000,000.00	01/11/2017 2.02%	3,996,900.00 3,996,900.00	102.93 0.25%	4,117,384.00 25,777.78	1.23% 120,484.00	Aaa AA+	1.68 1.65
3137B4WB8	FHLMC K033 A2 3.06% Due 7/25/2023	3,350,000.00	07/23/2019 1.48%	3,458,875.00 3,458,875.00	106.26 0.94%	3,559,576.00 1,708.50	1.05% 100,701.00	Aaa NR	1.69 2.95
47789JAD8	John Deere Owner Trust 2019-A A3 2.91% Due 7/17/2023	2,500,000.00	08/27/2019 1.87%	2,552,050.78 2,552,050.78	101.95 1.33%	2,548,832.50 3,233.33	0.76% (3,218.28)	Aaa NR	1.70 1.21
89236TDP7	Toyota Motor Credit Corp Note 2.6% Due 1/11/2022	3,100,000.00	Various 3.18%	3,038,938.00 3,038,938.00	102.20 1.28%	3,168,339.50 24,627.78	0.94% 129,401.50	A1 AA-	1.70 1.65
48128BAB7	JP Morgan Chase & Co Callable Note 1X 1/15/2022 2.972% Due 1/15/2023	3,250,000.00	Various 3.11%	3,228,657.50 3,228,657.50	102.87 1.27%	3,343,301.00 28,440.39	1.00% 114,643.50	A2 A-	1.71 1.66
4581X0CW6	Inter-American Dev Bank Note 2.125% Due 1/18/2022	4,000,000.00	11/03/2017 2.07%	4,008,600.00 4,008,600.00	102.86 0.45%	4,114,560.00 24,319.44	1.22% 105,960.00	Aaa NR	1.72 1.68
912828J43	US Treasury Note 1.75% Due 2/28/2022	4,350,000.00	03/13/2017 2.14%	4,271,340.74 4,271,340.74	102.83 0.20%	4,473,022.35 12,825.41	1.33% 201,681.61	Aaa AA+	1.83 1.81
477870AC3	John Deere Owner Trust 2019-B A3 2.21% Due 12/15/2023	1,010,000.00	07/16/2019 2.23%	1,009,785.58 1,009,785.58	100.74 1.77%	1,017,433.60 992.04	0.30% 7,648.02	Aaa NR	1.86 1.64
3135G0T45	FNMA Note 1.875% Due 4/5/2022	4,650,000.00	06/19/2017 1.88%	4,649,297.85 4,649,297.85	103.15 0.24%	4,796,609.85 6,296.88	1.42% 147,312.00	Aaa AA+	1.93 1.90
92348AAA3	Verizon Owner Trust 2019-C A1A 1.94% Due 4/22/2024	1,390,000.00	10/01/2019 1.95%	1,389,892.83 1,389,892.83	101.07 1.38%	1,404,877.14 823.96	0.42% 14,984.31	NR AAA	2.09 1.88



CUSIP	Security Description	Par Value/Units	Purchase Date Book Yield	Cost Value Book Value	Mkt Price Mkt YTM	Market Value Accrued Int.	% of Port. Gain/Loss	Moody S&P	Term (yrs) Duration
69353RFE3	PNC Bank Callable Note Cont 6/28/2022 2.45% Due 7/28/2022	3,050,000.00	07/25/2017 2.45%	3,049,725.50 3,049,725.50	102.34 1.35%	3,121,418.80 19,303.96	0.93% 71,693.30	A2 A	2.16 2.09
65479JAD5	Nissan Auto Receivables Owner 2019-C A3 1.93% Due 7/15/2024	2,170,000.00	10/16/2019 1.94%	2,169,885.42 2,169,885.42	101.69 1.10%	2,206,618.75 1,861.38	0.65% 36,733.33	Aaa AAA	2.17 2.00
912828XG0	US Treasury Note 2.125% Due 6/30/2022	4,000,000.00	08/15/2017 1.82%	4,056,732.15 4,056,732.15	104.15 0.21%	4,165,936.00 28,489.01	1.24% 109,203.85	Aaa AA+	2.17 2.11
3137BM6P6	FHLMC K721 A2 3.09% Due 8/25/2022	4,000,000.00	Various 2.22%	4,140,475.70 4,140,475.70	103.66 1.23%	4,146,392.00 10,300.00	1.23% 5,916.30	Aaa NR	2.19 2.03
912828L24	US Treasury Note 1.875% Due 8/31/2022	4,500,000.00	10/17/2017 1.98%	4,478,906.25 4,478,906.25	103.86 0.22%	4,673,497.50 14,215.35	1.39% 194,591.25	Aaa AA+	2.34 2.29
44932HAC7	IBM Credit Corp Note 2.2% Due 9/8/2022	2,955,000.00	11/29/2017 2.58%	2,905,001.40 2,905,001.40	103.04 0.89%	3,044,885.19 9,570.92	0.90% 139,883.79	A2 A	2.36 2.29
4581X0CZ9	Inter-American Dev Bank Note 1.75% Due 9/14/2022	3,600,000.00	Various 2.30%	3,512,573.00 3,512,573.00	103.03 0.46%	3,709,188.00 8,225.00	1.10% 196,615.00	Aaa AAA	2.38 2.32
58770FAC6	Mercedes Benz Auto Lease Trust 2020- A A3 1.84% Due 12/15/2022	1,050,000.00	01/21/2020 1.87%	1,049,861.61 1,049,861.61	100.49 1.55%	1,055,184.90 858.67	0.31% 5,323.29	Aaa AAA	2.63 1.68
808513AT2	Charles Schwab Corp Callable Note Cont 12/25/2022 2.65% Due 1/25/2023	2,250,000.00	Various 2.32%	2,273,392.50 2,273,392.50	104.38 0.97%	2,348,572.50 15,900.00	0.70% 75,180.00	A2 A	2.65 2.55
912828N30	US Treasury Note 2.125% Due 12/31/2022	4,800,000.00	01/25/2018 2.46%	4,725,375.00 4,725,375.00	105.02 0.23%	5,041,123.20 34,186.81	1.50% 315,748.20	Aaa AA+	2.67 2.59
084670BR8	Berkshire Hathaway Callable Note Cont 1/15/2023 2.75% Due 3/15/2023	2,500,000.00	11/26/2018 3.51%	2,425,225.00 2,425,225.00	105.89 0.55%	2,647,325.00 8,784.72	0.79% 222,100.00	Aa2 AA	2.71 2.62
3135G0T94	FNMA Note 2.375% Due 1/19/2023	5,500,000.00	04/11/2018 2.71%	5,418,930.00 5,418,930.00	105.52 0.33%	5,803,484.50 37,010.42	1.73% 384,554.50	Aaa AA+	2.72 2.63
24422ETG4	John Deere Capital Corp Note 2.8% Due 3/6/2023	1,500,000.00	Various 3.52%	1,454,530.00 1,454,530.00	104.73 1.11%	1,570,875.00 6,416.67	0.47% 116,345.00	A2 A	2.85 2.74
166764AH3	Chevron Corp Callable Note Cont 3/24/2023 3.191% Due 6/24/2023	3,000,000.00	Various 3.33%	2,982,300.00 2,982,300.00	105.79 1.16%	3,173,634.00 33,771.42	0.95% 191,334.00	Aa2 AA	2.90 2.75
037833AK6	Apple Inc Note 2.4% Due 5/3/2023	2,215,000.00	11/28/2018 3.54%	2,112,644.85 2,112,644.85	104.83 0.77%	2,321,891.47 26,284.67	0.69% 209,246.62	Aa1 AA+	3.01 2.88



CUSIP	Security Description	Par Value/Units	Purchase Date Book Yield	Cost Value Book Value	Mkt Price Mkt YTM	Market Value Accrued Int.	% of Port. Gain/Loss	Moody S&P	Term (yrs) Duration
404280BS7	HSBC Holdings PLC Callable Note 1X 5/18/2023 3.95% Due 5/18/2024	2,750,000.00	Various 2.26%	2,887,177.50 2,887,177.50	106.16 1.86%	2,919,485.25 49,182.98	0.88% 32,307.75	A2 A	3.05 2.83
404280BA6	HSBC Holdings PLC Note 3.6% Due 5/25/2023	1,200,000.00	05/15/2019 2.97%	1,228,680.00 1,228,680.00	104.90 1.95%	1,258,843.20 18,720.00	0.38% 30,163.20	A2 A	3.07 2.87
931142EK5	Wal-Mart Stores Callable Note Cont 5/26/2023 3.4% Due 6/26/2023	2,000,000.00	05/08/2019 2.67%	2,056,900.00 2,056,900.00	107.97 0.77%	2,159,358.00 23,611.11	0.65% 102,458.00	Aa2 AA	3.07 2.91
3137EAEN5	FHLMC Note 2.75% Due 6/19/2023	4,550,000.00	Various 2.86%	4,527,967.50 4,527,967.50	107.46 0.35%	4,889,575.60 45,879.16	1.46% 361,608.10	Aaa AA+	3.14 3.00
02665WCJ8	American Honda Finance Note 3.45% Due 7/14/2023	930,000.00	07/11/2018 3.49%	928,391.10 928,391.10	103.54 2.30%	962,882.01 9,536.38	0.29% 34,490.91	A3 A	3.21 3.00
3137B5JM6	FHLMC K034 A2 3.531% Due 7/25/2023	3,850,000.00	08/28/2018 3.03%	3,931,662.11 3,931,662.11	107.73 0.93%	4,147,443.30 11,328.63	1.23% 215,781.19	NR NR	3.21 2.97
89114QC48	Toronto Dominion Bank Note 3.5% Due 7/19/2023	1,910,000.00	07/27/2018 3.56%	1,904,461.00 1,904,461.00	108.23 0.90%	2,067,231.20 18,940.83	0.62% 162,770.20	Aa1 AA-	3.22 3.04
69371RP59	Paccar Financial Corp Note 3.4% Due 8/9/2023	2,300,000.00	08/06/2018 3.41%	2,299,057.00 2,299,057.00	105.74 1.59%	2,432,008.50 17,812.22	0.73% 132,951.50	A1 A+	3.28 3.09
06406RAJ6	Bank of NY Mellon Corp Note 3.45% Due 8/11/2023	3,254,000.00	05/16/2019 2.79%	3,339,580.20 3,339,580.20	106.62 1.38%	3,469,421.31 24,947.33	1.03% 129,841.11	A1 A	3.28 3.09
3137B7MZ9	FHLMC K036 A2 3.527% Due 10/25/2023	3,750,000.00	Various 2.97%	3,837,910.16 3,837,910.16	108.14 0.98%	4,055,238.75 2,204.38	1.20% 217,328.59	Aaa NR	3.29 3.15
02665WCQ2	American Honda Finance Note 3.625% Due 10/10/2023	2,260,000.00	10/03/2018 3.64%	2,258,146.80 2,258,146.80	104.97 2.12%	2,372,297.14 4,778.96	0.70% 114,150.34	A3 A	3.45 3.23
912828T91	US Treasury Note 1.625% Due 10/31/2023	5,000,000.00	05/29/2019 2.05%	4,909,960.94 4,909,960.94	104.68 0.28%	5,234,180.00 220.79	1.55% 324,219.06	Aaa AA+	3.50 3.41
3130A0F70	FHLB Note 3.375% Due 12/8/2023	3,500,000.00	01/16/2019 2.73%	3,602,165.00 3,602,165.00	110.70 0.38%	3,874,521.00 46,921.88	1.16% 272,356.00	Aaa AA+	3.61 3.39
912828V23	US Treasury Note 2.25% Due 12/31/2023	4,500,000.00	06/21/2019 1.80%	4,588,417.97 4,588,417.97	107.13 0.30%	4,820,625.00 33,935.44	1.44% 232,207.03	Aaa AA+	3.67 3.52
912828B66	US Treasury Note 2.75% Due 2/15/2024	5,000,000.00	Various 2.21%	5,121,796.88 5,121,796.88	109.21 0.31%	5,460,740.00 28,708.79	1.62% 338,943.12	Aaa AA+	3.80 3.61
3137BYPQ7	FHLMC K726 A2 2.905% Due 4/25/2024	4,000,000.00	04/22/2019 2.72%	4,028,593.75 4,028,593.75	106.06 1.22%	4,242,363.84 9,683.33	1.26% 213,770.09	NR AAA	3.81 3.58

Holdings by Maturity

As of April 30, 2020



CUSIP	Security Description	Par Value/Units	Purchase Date Book Yield	Cost Value Book Value	Mkt Price Mkt YTM	Market Value Accrued Int.	% of Port. Gain/Loss	Moody S&P	Term (yrs) Duration
06051GHF9	Bank of America Corp Callable Note 1X 3/5/2023 3.55% Due 3/5/2024	3,250,000.00	Various 3.02%	3,273,420.00 3,273,420.00	105.17 1.67%	3,418,103.00 17,947.23	1.02% 144,683.00	A2 A-	3.85 3.59
3130A0XE5	FHLB Note 3.25% Due 3/8/2024	1,000,000.00	03/28/2019 2.27%	1,045,410.00 1,045,410.00	110.51 0.49%	1,105,121.00 4,784.72	0.33% 59,711.00	Aaa AA+	3.86 3.64
3130AB3H7	FHLB Note 2.375% Due 3/8/2024	4,000,000.00	04/29/2019 2.37%	4,000,280.00 4,000,280.00	107.07 0.52%	4,282,720.00 13,986.11	1.27% 282,440.00	Aaa AA+	3.86 3.69
89114QCB2	Toronto Dominion Bank Note 3.25% Due 3/11/2024	1,270,000.00	03/26/2019 2.97%	1,286,078.20 1,286,078.20	106.20 1.59%	1,348,771.75 5,732.64	0.40% 62,693.55	Aa3 A	3.87 3.63
912828X70	US Treasury Note 2% Due 4/30/2024	4,800,000.00	Various 1.84%	4,833,281.25 4,833,281.25	106.72 0.31%	5,122,502.40 260.86	1.52% 289,221.15	Aaa AA+	4.00 3.86
3130A1XJ2	FHLB Note 2.875% Due 6/14/2024	5,500,000.00	Various 1.95%	5,740,000.40 5,740,000.40	109.47 0.55%	6,020,740.00 60,175.35	1.80% 280,739.60	Aaa AA+	4.13 3.88
912828XX3	US Treasury Note 2% Due 6/30/2024	4,900,000.00	Various 1.81%	4,942,253.91 4,942,253.91	106.94 0.32%	5,239,937.50 32,846.15	1.56% 297,683.59	Aaa AA+	4.17 3.99
47789KAC7	John Deere Owner Trust 2020-A A3 1.1% Due 8/15/2024	1,580,000.00	03/04/2020 1.11%	1,579,903.46 1,579,903.46	99.97 1.12%	1,579,549.68 772.44	0.47% (353.78)	Aaa NR	4.30 2.32
69371RQ25	Paccar Financial Corp Note 2.15% Due 8/15/2024	715,000.00	08/08/2019 2.20%	713,419.85 713,419.85	101.44 1.80%	725,305.30 3,245.31	0.22% 11,885.45	A1 A+	4.30 4.07
912828D56	US Treasury Note 2.375% Due 8/15/2024	5,000,000.00	12/12/2019 1.75%	5,140,234.38 5,140,234.38	108.71 0.33%	5,435,545.00 24,793.96	1.62% 295,310.62	Aaa AA+	4.30 4.09
3130A2UW4	FHLB Note 2.875% Due 9/13/2024	4,000,000.00	09/13/2019 1.79%	4,206,760.00 4,206,760.00	109.96 0.56%	4,398,424.00 15,333.33	1.31% 191,664.00	Aaa AA+	4.38 4.13
13063DRK6	California St Taxable GO 2.4% Due 10/1/2024	3,385,000.00	10/16/2019 1.91%	3,462,753.45 3,462,753.45	103.88 1.49%	3,516,473.40 6,770.00	1.04% 53,719.95	Aa2 AA-	4.42 4.19
3135G0W66	FNMA Note 1.625% Due 10/15/2024	4,080,000.00	Various 1.27%	4,143,283.20 4,143,283.20	104.68 0.56%	4,270,780.80 2,946.66	1.26% 127,497.60	Aaa AA+	4.46 4.31
9128283D0	US Treasury Note 2.25% Due 10/31/2024	4,000,000.00	11/07/2019 1.77%	4,090,468.75 4,090,468.75	108.54 0.34%	4,341,408.00 244.57	1.28% 250,939.25	Aaa AA+	4.51 4.31
78015K7C2	Royal Bank of Canada Note 2.25% Due 11/1/2024	3,600,000.00	12/05/2019 2.26%	3,598,128.00 3,598,128.00	102.38 1.70%	3,685,856.40 42,075.00	1.10% 87,728.40	A2 A	4.51 4.23
14913Q3B3	Caterpillar Finl Service Note 2.15% Due 11/8/2024	2,593,000.00	Various 1.88%	2,624,484.21 2,624,484.21	103.71 1.30%	2,689,106.95 26,790.74	0.80% 64,622.74	A3 A	4.53 4.27

Holdings by Maturity

As of April 30, 2020



CUSIP	Security Description	Par Value/Units	Purchase Date Book Yield	Cost Value Book Value	Mkt Price Mkt YTM	Market Value Accrued Int.	% of Port. Gain/Loss	Moody S&P	Term (yrs) Duration
90331HPL1	US Bank NA Callable Note Cont 12/21/2024 2.05% Due 1/21/2025	4,145,000.00	01/16/2020 2.10%	4,136,171.15 4,136,171.15	102.48 1.50%	4,247,725.54 23,603.47	1.26% 111,554.39	A1 AA-	4.65 4.40
3135G0X24	FNMA Note 1.625% Due 1/7/2025	4,220,000.00	Various 1.30%	4,282,878.20 4,282,878.20	105.05 0.53%	4,432,953.86 21,143.96	1.32% 150,075.66	Aaa AA+	4.69 4.50
3137EAEP0	FHLMC Note 1.5% Due 2/12/2025	6,575,000.00	02/13/2020 1.52%	6,569,937.25 6,569,937.25	104.44 0.56%	6,866,640.70 21,094.79	2.04% 296,703.45	Aaa NR	4.79 4.61
912828ZC7	US Treasury Note 1.125% Due 2/28/2025	7,000,000.00	03/18/2020 0.81%	7,108,007.81 7,108,007.81	103.79 0.33%	7,265,237.00 13,267.66	2.15% 157,229.19	Aaa AA+	4.84 4.71
3135G03U5	FNMA Note 0.625% Due 4/22/2025	5,270,000.00	04/22/2020 0.67%	5,259,143.80 5,259,143.80	100.15 0.59%	5,277,762.71 640.45	1.56% 18,618.91	NR NR	4.98 4.89
TOTAL PORTFOLIO		324,584,489.88	2.05%	325,839,172.66	0.78%	336,446,310.23 1,455,399.85	100.00% 10,607,137.57	Aa1 AA	2.44 2.34
TOTAL MARKET VALUE PLUS ACCRUED						337,901,710.08			



Issue Name	Par	Cost	Market Value	MVACC	% Portfolio
Government of United States	\$61,975,000.00	\$62,322,019.34	\$65,454,829.20	\$65,682,754.58	19.44%
Federal National Mortgage Association	\$47,195,000.00	\$47,079,057.50	\$48,397,050.10	\$48,560,901.49	14.37%
Federal Home Loan Mortgage Corp	\$38,310,768.60	\$38,767,131.61	\$40,279,040.66	\$40,403,939.51	11.96%
Federal Home Loan Bank	\$29,320,000.00	\$29,899,152.60	\$31,198,959.64	\$31,381,581.04	9.29%
Local Agency Investment Fund	\$27,673,322.35	\$27,673,322.35	\$27,673,322.35	\$27,711,487.91	8.20%
John Deere ABS	\$7,791,792.50	\$7,843,329.45	\$7,876,187.58	\$7,884,749.97	2.33%
Inter-American Dev Bank	\$7,600,000.00	\$7,521,173.00	\$7,823,748.00	\$7,856,292.44	2.33%
MUFG Bank Ltd/NY	\$5,000,000.00	\$4,984,930.56	\$4,984,930.56	\$4,998,493.06	1.48%
Honda ABS	\$4,602,836.22	\$4,591,584.42	\$4,651,862.86	\$4,655,525.72	1.38%
US Bancorp	\$4,145,000.00	\$4,136,171.15	\$4,247,725.54	\$4,271,329.01	1.26%
HSBC Holdings PLC	\$3,950,000.00	\$4,115,857.50	\$4,178,328.45	\$4,246,231.43	1.26%
Intl Bank Recon and Development	\$4,000,000.00	\$3,972,680.00	\$4,016,884.00	\$4,027,175.67	1.19%
Royal Bank of Canada	\$3,600,000.00	\$3,598,128.00	\$3,685,856.40	\$3,727,931.40	1.10%
State of California	\$3,385,000.00	\$3,462,753.45	\$3,516,473.40	\$3,523,243.40	1.04%
Bank of New York	\$3,254,000.00	\$3,339,580.20	\$3,469,421.31	\$3,494,368.64	1.03%
Deere & Company	\$3,350,000.00	\$3,349,540.50	\$3,450,206.75	\$3,464,825.09	1.03%
Toronto Dominion Holdings	\$3,180,000.00	\$3,190,539.20	\$3,416,002.95	\$3,440,676.42	1.02%
Bank of America Corp	\$3,250,000.00	\$3,273,420.00	\$3,418,103.00	\$3,436,050.23	1.02%
Oracle Corp	\$3,325,000.00	\$3,255,728.25	\$3,368,717.10	\$3,376,789.46	1.00%
JP Morgan Chase & Co	\$3,250,000.00	\$3,228,657.50	\$3,343,301.00	\$3,371,741.39	1.00%
Honda Motor Corporation	\$3,190,000.00	\$3,186,537.90	\$3,335,179.15	\$3,349,494.49	0.99%
ChevronTexaco Corp	\$3,000,000.00	\$2,982,300.00	\$3,173,634.00	\$3,207,405.42	0.95%
Toyota Motor Corp	\$3,100,000.00	\$3,038,938.00	\$3,168,339.50	\$3,192,967.28	0.94%
Paccar Financial	\$3,015,000.00	\$3,012,476.85	\$3,157,313.80	\$3,178,371.33	0.94%
PNC Financial Services Group	\$3,050,000.00	\$3,049,725.50	\$3,121,418.80	\$3,140,722.76	0.93%
General Dynamics Corp	\$2,970,000.00	\$2,949,150.50	\$3,030,522.66	\$3,072,597.66	0.91%
IBM Corp	\$2,955,000.00	\$2,905,001.40	\$3,044,885.19	\$3,054,456.11	0.90%
Microsoft	\$2,910,000.00	\$2,906,946.45	\$2,940,578.13	\$2,957,513.65	0.88%
Toyota ABS	\$2,910,368.02	\$2,941,176.99	\$2,950,062.50	\$2,953,891.25	0.87%
Exxon Mobil Corp	\$2,700,000.00	\$2,730,414.55	\$2,723,967.91	\$2,733,966.91	0.81%



Issue Name	Par	Cost	Market Value	MVACC	% Portfolio
Caterpillar Inc	\$2,593,000.00	\$2,624,484.21	\$2,689,106.95	\$2,715,897.69	0.80%
Berkshire Hathaway	\$2,500,000.00	\$2,425,225.00	\$2,647,325.00	\$2,656,109.72	0.79%
Chubb Corporation	\$2,545,000.00	\$2,556,986.95	\$2,558,310.35	\$2,587,252.66	0.77%
Qualcomm Inc	\$2,400,000.00	\$2,373,420.00	\$2,401,665.60	\$2,425,815.60	0.72%
Nissan ABS	\$2,349,218.87	\$2,347,963.17	\$2,386,035.28	\$2,388,026.59	0.71%
Charles Schwab Corp/The	\$2,250,000.00	\$2,273,392.50	\$2,348,572.50	\$2,364,472.50	0.70%
Apple Inc	\$2,215,000.00	\$2,112,644.85	\$2,321,891.47	\$2,348,176.14	0.69%
Wal-Mart Stores	\$2,000,000.00	\$2,056,900.00	\$2,159,358.00	\$2,182,969.11	0.65%
State Street Bank	\$2,075,000.00	\$2,067,408.60	\$2,095,743.78	\$2,113,951.91	0.63%
International Finance Corp	\$1,685,000.00	\$1,680,046.10	\$1,706,382.65	\$1,716,492.65	0.51%
Verizon Owner Trust	\$1,390,000.00	\$1,389,892.83	\$1,404,877.14	\$1,405,701.10	0.42%
Home Depot	\$1,140,000.00	\$1,139,338.80	\$1,140,820.80	\$1,149,142.80	0.34%
Mercedes-Benz Auto Lease Trust	\$1,050,000.00	\$1,049,861.61	\$1,055,184.90	\$1,056,043.57	0.31%
Federated Govt Obligation Money Market Fund	\$434,183.32	\$434,183.32	\$434,183.32	\$434,183.32	0.13%
TOTAL	\$324,584,489.88	\$325,839,172.66	\$336,446,310.23	\$337,901,710.08	100.00%



Chandler Asset Management, Inc. ("Chandler") is an SEC registered investment adviser. For additional information about our firm, please see our current disclosures (Form ADV). To obtain a copy of our current disclosures, you may contact your client service representative by calling the number on the front of this statement or you may visit our website at www.chandlerasset.com.

Information contained in this monthly statement is confidential and is provided for informational purposes only and should not be construed as specific investment or legal advice. The information contained herein was obtained from sources believed to be reliable as of the date of this statement, but may become outdated or superseded at any time without notice.

Custody: Your qualified custodian bank maintains control of all assets reflected in this statement and we urge you to compare this statement to the one you receive from your qualified custodian. Chandler does not have any authority to withdraw or deposit funds from/to the custodian account.

Valuation: Prices are provided by IDC, an independent pricing source. In the event IDC does not provide a price or if the price provided is not reflective of fair market value, Chandler will obtain pricing from an alternative approved third party pricing source in accordance with our written valuation policy and procedures. Our valuation procedures are also disclosed in Item 5 of our Form ADV Part 2A.

Performance: Performance results are presented gross-of-advisory fees and represent the client's Total Return. The deduction of advisory fees lowers performance results. These results include the reinvestment of dividends and other earnings. Past performance may not be indicative of future results. Therefore, clients should not assume that future performance of any specific investment or investment strategy will be profitable or equal to past performance levels. All investment strategies have the potential for profit or loss. Economic factors, market conditions or changes in investment strategies, contributions or withdrawals may materially alter the performance and results of your portfolio.

Source ice Data Indices, LLC ("ICE"), used with permission. ICE PERMITS USE OF THE ICE INDICES AND RELATED DATA ON AN "AS IS" BASIS; ICE, ITS AFFILIATES AND THEIR RESPECTIVE THIRD PARTY SUPPLIERS DISCLAIM ANY AND ALL WARRANTIES AND REPRESENTATIONS, EXPRESS AND/OR IMPLIED, INCLUDING ANY WARRANTIES OF MERCHANTABILITY OR FITNESS FOR A PARTICULAR PURPOSE OR USE, INCLUDING THE INDICES, INDEX DATA AND ANY DATA INCLUDED IN, RELATED TO, OR DERIVED THEREFROM. NEITHER ICE DATA, ITS AFFILIATES OR THEIR RESPECTIVE THIRD PARTY PROVIDERS GUARANTEE THE QUALITY, ADEQUACY, ACCURACY, TIMELINESS OR COMPLETENESS OF THE INDICES OR THE INDEX DATA OR ANY COMPONENT THEREOF, AND THE INDICES AND INDEX DATA AND ALL COMPONENTS THEREOF ARE PROVIDED ON AN "AS IS" BASIS AND LICENSEE'S USE IS AT LICENSEE'S OWN RISK. ICE DATA, ITS AFFILIATES AND THEIR RESPECTIVE THIRD PARTY DO NOT SPONSOR, ENDORSE, OR RECOMMEND CHANDLER, OR ANY OF ITS PRODUCTS OR SERVICES.

Index returns assume reinvestment of all distributions. Historical performance results for investment indexes generally do not reflect the deduction of transaction and/or custodial charges or the deduction of an investment management fee, the incurrence of which would have the effect of decreasing historical performance results. It is not possible to invest directly in an index.

Ratings: Ratings information have been provided by Moody's, S&P and Fitch through data feeds we believe to be reliable as of the date of this statement, however we cannot guarantee its accuracy.

Security level ratings for U.S. Agency issued mortgage-backed securities ("MBS") reflect the issuer rating because the securities themselves are not rated. The issuing U.S. Agency guarantees the full and timely payment of both principal and interest and carries a AA+/Aaa/AAA by S&P, Moody's and Fitch respectively.



Benchmark Index	Disclosure
ICE BAML 1-5 Year US Treasury/Agency Index	The ICE BAML 1-5 Year US Treasury & Agency Index tracks the performance of US dollar denominated US Treasury and nonsubordinated US agency debt issued in the US domestic market. Qualifying securities must have an investment grade rating (based on an average of Moody's, S&P and Fitch). Qualifying securities must have at least one year remaining term to final maturity and less than five years remaining term to final maturity, at least 18 months to maturity at time of issuance, a fixed coupon schedule and a minimum amount outstanding of \$1 billion for sovereigns and \$250 million for agencies. (Index: GVA0. Please visit www.mlindex.ml.com for more information)