



City of Corona Investment Portfolio Report Month Ending July 31, 2020

In accordance with the City Investment Policy, a monthly investment report shall be filed with the City Council which provides a clear picture of the status of the current investments. The report for the month ending July 31, 2020 has been prepared by Chandler Asset Management. We hereby certify that this report accurately reflects all pooled investments and is in compliance with the City's Investment Policy. Combined with anticipated revenues, the portfolio contains sufficient investment liquidity to meet budgeted expenditures for the next six months.

SUBMITTED BY:

DocuSigned by:

Chad T. Willardson

AC0F9B8DE62B4FC...

Chad T. Willardson

City Treasurer

DocuSigned by:

Kim Sillon

AE6AA49B0BD44E7...

KIM SILLON

Acting Administrative Services Director

DocuSigned by:

Roger Bradley

2006B2ABD53A45C...

ROGER BRADLEY

Assistant City Manager

REVIEWED BY:

DocuSigned by:

Jennifer Schaefer

F037C11D7CAC41D...

JENNIFER SCHAEFER

Finance Manager

Beginning balance June 30, 2020		\$ 346,765,991
Acquisitions / Additions:		
Agency Notes	\$ 8,267,148	
US Corporate Notes	1,229,434	
LAIF	26,017,288	
Money Market Fund	171,779	35,685,648
Dispositions / Withdrawals:		
Agency Notes	\$ 7,940,618	
US Corporate Notes	641,116	
LAIF	43,500,000	
Money Market Fund	489,888	52,571,622
Gain/(Loss) on Dispositions		150,761
Ending balance, July 31, 2020		\$ 330,030,779

City of Corona Consolidated

Account #10003

Portfolio Summary

As of July 31, 2020



PORTFOLIO CHARACTERISTICS

Average Modified Duration	2.33
Average Coupon	2.00%
Average Purchase YTM	1.89%
Average Market YTM	0.38%
Average S&P/Moody Rating	AA/Aa1
Average Final Maturity	2.56 yrs
Average Life	2.41 yrs

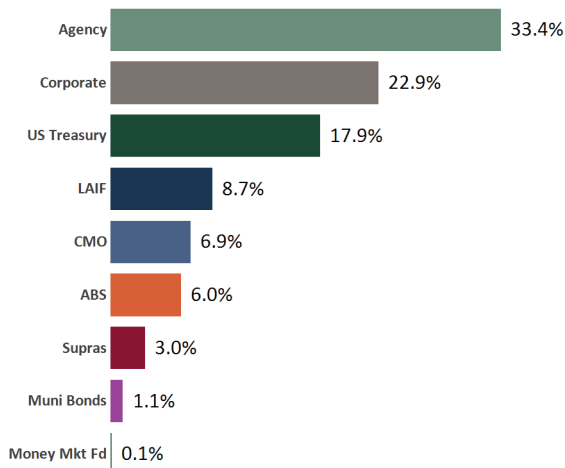
ACCOUNT SUMMARY

	Beg. Values as of 6/30/20	End Values as of 7/31/20
Market Value	358,623,872	342,013,914
Accrued Interest	1,525,789	1,380,165
Total Market Value	360,149,661	343,394,079
Income Earned	577,624	568,402
Cont/WD		0
Par	345,417,270	328,611,467
Book Value	346,765,991	330,030,779
Cost Value	346,765,991	330,030,779

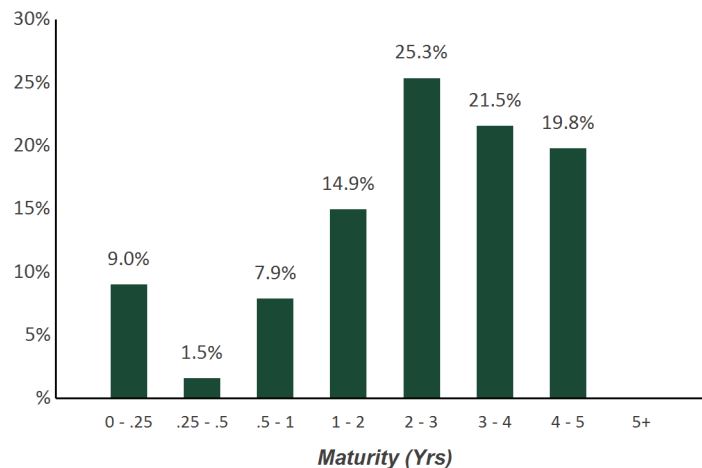
TOP ISSUERS

Government of United States	17.9%
Federal National Mortgage Assoc	17.0%
Federal Home Loan Mortgage Corp	14.3%
Federal Home Loan Bank	9.0%
Local Agency Investment Fund	8.7%
John Deere ABS	2.5%
Inter-American Dev Bank	2.3%
Honda ABS	1.4%
Total	73.1%

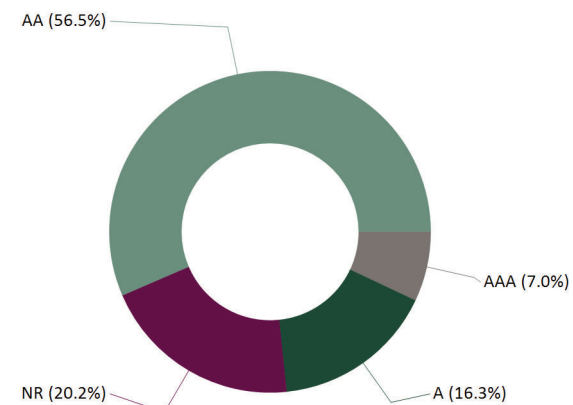
SECTOR ALLOCATION



MATURITY DISTRIBUTION



CREDIT QUALITY (S&P)



Statement of Compliance

As of July 31, 2020



City of Corona Consolidated

This portfolio is a consolidation of assets managed by Chandler Asset Management and assets managed internally by Client. Chandler relies on Client to provide accurate information for reporting assets and producing this compliance statement.

Category	Standard	Comment
U.S. Treasury Issues	No limitations	Complies
Federal Agencies	75% maximum; Federal agency or US government-sponsored enterprise obligations, participations, or other instruments, including those issued or fully guaranteed as to principal or interest by federal agencies or US government-sponsored enterprises.	Complies
Municipal Securities	"A" rated or better by a NRSRO; 25% maximum; 5% max per issuer; Bonds issued by the City, including Bonds payable solely out of revenue from a revenue producing property owned, controlled or operated by the City; Bonds, Notes or other evidence of indebtedness of any local agency within California, or state warrants, or Treasury Notes or Bonds of California; Bonds, Notes or other evidence of indebtedness in any of the other 49 states, in addition to California.	Complies
Supranationals	"AA" rated or better by a NRSRO; 10% max per issuer; Washington D.C. based issuers: IADB, IBRD, and IFC	Complies
Banker's Acceptances	20% maximum; 5% per issuer; 25% max per institution; 180 days max maturity	Complies
Commercial Paper	"A-1/P-1" rating for issuer's Commercial Paper; "A2/A" or higher rating on long term debt; 25% maximum; 5% max per issuer; 10% max of the issuer's outstanding paper; 270 days max maturity; U.S. domiciled corporations with assets > \$500 million	Complies
Medium Term Notes	"A" rated or better by NRSRO; 30% maximum; 5% max per issuer; Issued by corporations; U.S. domiciled corporations or U.S. licensed depository	Complies
Negotiable Certificates of Deposit	"A-1/P-1" or better short term debt rating; and "A2/A" or better long term debt rating; 20% maximum; 5% max per issuer; 3 years max maturity; May not exceed shareholder's equity of issuing bank or net worth of issuing S&L or Federal Association; Issued by a nationally or state chartered bank, a federal association, or a state licensed branch of a foreign owned bank (insured by federal government)	Complies
Mutual Funds and Money Market Mutual Funds	Highest rating or "AAA" rated by two NRSROs; SEC registered investment adviser with AUM >\$500 million and experience > 5 years; 20% maximum; 10% max per one Mutual Fund; 20% maximum in Money Market Mutual Funds; 20% maximum in Mutual Funds and Money Market Mutual Fund	Complies
Asset-Backed, Mortgage-Backed Pass Through Securities, Collateralized Mortgage Obligations (Non-Government Issued)	"AA" or rating category or better by a NRSRO; 15% maximum; 5% max per issuer; Non-Government issued	Complies
Repurchase Agreements	10% maximum; 5% max per issuer; 14 days max maturity; 102% collateral or greater with securities permitted in the policy; Not used by investment adviser	Complies
Local Agency Investment Fund (LAIF)	Limit set by LAIF; State of California Local Agency Investment Fund (LAIF) or other Local Government Investment Pools established by public entities; Not used by investment adviser	Complies
Prohibited	Reverse Repurchase Agreements, Zero coupon bonds, Futures and Option Contracts; Zero coupon bonds	Complies
Max Per Issuer	5% per issuer (except US Government, its Agencies and instrumentalities, Money Market Mutual Funds, and LAIF)	Complies
Maximum maturity	5 years	Complies

City of Corona Consolidated

Account #10003

Holdings Report

As of July 31, 2020



CUSIP	Security Description	Par Value/Units	Purchase Date Book Yield	Cost Value Book Value	Mkt Price Mkt YTM	Market Value Accrued Int.	% of Port. Gain/Loss	Moody/S&P Fitch	Maturity Duration
ABS									
654747AD6	Nissan Auto Receivables Trust 2017-A A3 1.74% Due 8/16/2021	59,713.32	12/27/2017 2.10%	59,333.12 59,333.12	100.08 0.38%	59,762.46 43.29	0.02% 429.34	Aaa / NR AAA	1.04 0.05
43811BAC8	Honda Auto Receivables Trust 2017-2 A3 1.68% Due 8/16/2021	387,275.84	04/27/2018 2.62%	381,254.92 381,254.92	100.23 0.24%	388,149.53 289.17	0.11% 6,894.61	Aaa / AAA NR	1.04 0.16
47788BAD6	John Deere Owner Trust 2017-B A3 1.82% Due 10/15/2021	41,176.32	07/11/2017 1.83%	41,173.30 41,173.30	100.15 0.53%	41,236.20 33.31	0.01% 62.90	Aaa / NR AAA	1.21 0.11
47788CAC6	John Deere Owner Trust 2018-A A3 2.66% Due 4/18/2022	305,771.95	02/21/2018 2.68%	305,749.98 305,749.98	100.70 0.48%	307,911.40 361.49	0.09% 2,161.42	Aaa / NR AAA	1.72 0.32
43815HAC1	Honda Auto Receivables Trust 2018-3 A3 2.95% Due 8/22/2022	1,496,265.51	08/21/2018 2.98%	1,496,060.22 1,496,060.22	101.62 0.26%	1,520,507.45 1,226.11	0.44% 24,447.23	Aaa / NR AAA	2.06 0.60
89238TAD5	Toyota Auto Receivables Trust 2018-B A3 2.96% Due 9/15/2022	2,327,133.23	07/25/2019 2.31%	2,351,768.12 2,351,768.12	101.46 0.23%	2,361,197.81 3,061.47	0.69% 9,429.69	Aaa / AAA NR	2.13 0.53
47788EAC2	John Deere Owner Trust 2018-B A3 3.08% Due 11/15/2022	1,721,483.13	07/18/2018 3.10%	1,721,352.64 1,721,352.64	101.51 0.29%	1,747,441.24 2,356.52	0.51% 26,088.60	Aaa / NR AAA	2.29 0.54
58770FAC6	Mercedes Benz Auto Lease Trust 2020- A A3 1.84% Due 12/15/2022	1,050,000.00	01/21/2020 1.85%	1,049,861.61 1,049,861.61	101.85 0.55%	1,069,378.80 858.67	0.31% 19,517.19	Aaa / AAA NR	2.38 1.41
47789JAD8	John Deere Owner Trust 2019-A A3 2.91% Due 7/17/2023	2,500,000.00	08/27/2019 1.87%	2,552,050.78 2,552,050.78	102.64 0.30%	2,565,885.00 3,233.33	0.75% 13,834.22	Aaa / NR AAA	2.96 1.00
43815NAC8	Honda Auto Receivables Trust 2019-3 A3 1.78% Due 8/15/2023	2,030,000.00	08/20/2019 1.79%	2,029,983.15 2,029,983.15	102.07 0.46%	2,072,100.17 1,605.96	0.60% 42,117.02	Aaa / AAA NR	3.04 1.55
477870AC3	John Deere Owner Trust 2019-B A3 2.21% Due 12/15/2023	1,010,000.00	07/16/2019 2.23%	1,009,785.58 1,009,785.58	102.63 0.33%	1,036,543.81 992.04	0.30% 26,758.23	Aaa / NR AAA	3.38 1.38
92348AAA3	Verizon Owner Trust 2019-C A1A 1.94% Due 4/22/2024	1,390,000.00	10/01/2019 1.95%	1,389,892.83 1,389,892.83	102.51 0.44%	1,424,902.90 823.96	0.42% 35,010.07	NR / AAA AAA	3.73 1.65
65479JAD5	Nissan Auto Receivables Owner 2019-C A3 1.93% Due 7/15/2024	2,170,000.00	10/16/2019 1.94%	2,169,885.42 2,169,885.42	102.84 0.40%	2,231,625.83 1,861.38	0.65% 61,740.41	Aaa / AAA NR	3.96 1.83

City of Corona Consolidated

Holdings Report



Account #10003

As of July 31, 2020

CUSIP	Security Description	Par Value/Units	Purchase Date Book Yield	Cost Value Book Value	Mkt Price Mkt YTM	Market Value Accrued Int.	% of Port. Gain/Loss	Moody/S&P Fitch	Maturity Duration
ABS									
43813DAC2	Honda Auto Receivables 2020-2 A3 0.82% Due 7/15/2024	980,000.00	05/18/2020 0.83%	979,922.87 979,922.87	100.98 0.39%	989,633.40 357.16	0.29% 9,710.53	Aaa / AAA NR	3.96 2.11
47789KAC7	John Deere Owner Trust 2020-A A3 1.1% Due 8/15/2024	2,065,000.00	Various 1.00%	2,069,450.34 2,069,450.34	101.03 0.61%	2,086,215.81 1,009.55	0.61% 16,765.47	Aaa / NR AAA	4.04 2.07
47787NAC3	John Deere Owner Trust 2020-B A3 0.51% Due 11/15/2024	740,000.00	07/14/2020 0.52%	739,887.22 739,887.22	100.08 0.48%	740,593.48 94.35	0.22% 706.26	Aaa / NR AAA	4.30 2.32
Total ABS		20,273,819.30	1.97%	20,347,412.10	0.38%	20,643,085.29 18,207.76	6.02% 295,673.19	Aaa / AAA AAA	3.04 1.29
AGENCY									
3130A7CV5	FHLB Note 1.375% Due 2/18/2021	3,070,000.00	02/17/2016 1.46%	3,057,597.20 3,057,597.20	100.68 0.13%	3,090,965.03 19,112.88	0.91% 33,367.83	Aaa / AA+ AAA	0.55 0.54
3135G0J20	FNMA Note 1.375% Due 2/26/2021	4,050,000.00	Various 1.45%	4,034,893.60 4,034,893.60	100.69 0.16%	4,078,102.95 23,976.56	1.19% 43,209.35	Aaa / AA+ AAA	0.58 0.57
3135G0K69	FNMA Note 1.25% Due 5/6/2021	3,300,000.00	06/29/2016 1.18%	3,311,220.00 3,311,220.00	100.85 0.14%	3,328,050.00 9,739.58	0.97% 16,830.00	Aaa / AA+ AAA	0.76 0.76
313379RB7	FHLB Note 1.875% Due 6/11/2021	2,500,000.00	08/30/2017 1.67%	2,518,850.00 2,518,850.00	101.53 0.10%	2,538,215.00 6,510.42	0.74% 19,365.00	Aaa / AA+ AAA	0.86 0.86
3130A8QS5	FHLB Note 1.125% Due 7/14/2021	2,900,000.00	10/04/2016 1.33%	2,873,204.00 2,873,204.00	100.96 0.12%	2,927,773.30 1,540.63	0.85% 54,569.30	Aaa / AA+ AAA	0.95 0.95
3137EAEC9	FHLMC Note 1.125% Due 8/12/2021	4,125,000.00	Various 1.30%	4,090,903.75 4,090,903.75	101.01 0.15%	4,166,460.38 21,785.16	1.22% 75,556.63	Aaa / AA+ AAA	1.03 1.02
3135G0N82	FNMA Note 1.25% Due 8/17/2021	4,100,000.00	Various 1.32%	4,086,725.40 4,086,725.40	101.15 0.15%	4,147,031.10 23,347.22	1.21% 60,305.70	Aaa / AA+ AAA	1.05 1.03
3135G0Q89	FNMA Note 1.375% Due 10/7/2021	3,925,000.00	Various 1.66%	3,873,275.45 3,873,275.45	101.46 0.14%	3,982,422.75 17,090.11	1.16% 109,147.30	Aaa / AA+ AAA	1.19 1.17
3130AF5B9	FHLB Note 3% Due 10/12/2021	2,500,000.00	11/29/2018 2.91%	2,506,300.00 2,506,300.00	103.44 0.13%	2,585,930.00 22,708.33	0.76% 79,630.00	Aaa / AA+ NR	1.20 1.18
3135G0S38	FNMA Note 2% Due 1/5/2022	4,000,000.00	01/11/2017 2.02%	3,996,900.00 3,996,900.00	102.64 0.15%	4,105,712.00 5,777.78	1.20% 108,812.00	Aaa / AA+ AAA	1.43 1.41
3135G0T45	FNMA Note 1.875% Due 4/5/2022	4,650,000.00	06/19/2017 1.88%	4,649,297.85 4,649,297.85	102.87 0.16%	4,783,506.15 28,093.75	1.40% 134,208.30	Aaa / AA+ AAA	1.68 1.65

City of Corona Consolidated

Holdings Report



Account #10003

As of July 31, 2020

CUSIP	Security Description	Par Value/Units	Purchase Date Book Yield	Cost Value Book Value	Mkt Price Mkt YTM	Market Value Accrued Int.	% of Port. Gain/Loss	Moody/S&P Fitch	Maturity Duration
AGENCY									
3135G0T94	FNMA Note 2.375% Due 1/19/2023	5,500,000.00	04/11/2018 2.71%	5,418,930.00 5,418,930.00	105.40 0.18%	5,797,154.00 4,354.17	1.69% 378,224.00	Aaa / AA+ AAA	2.47 2.41
3137EAER6	FHLMC Note 0.375% Due 5/5/2023	5,790,000.00	05/05/2020 0.39%	5,787,568.20 5,787,568.20	100.41 0.23%	5,813,785.32 5,066.25	1.69% 26,217.12	Aaa / AA+ AAA	2.76 2.74
3135G04Q3	FNMA Note 0.25% Due 5/22/2023	5,735,000.00	05/20/2020 0.35%	5,717,737.65 5,717,737.65	100.06 0.23%	5,738,268.95 2,748.02	1.67% 20,531.30	Aaa / AA+ AAA	2.81 2.80
3137EAEN5	FHLMC Note 2.75% Due 6/19/2023	4,550,000.00	Various 2.86%	4,527,967.50 4,527,967.50	107.30 0.21%	4,881,986.20 14,597.91	1.43% 354,018.70	Aaa / AA+ AAA	2.88 2.78
3135G05G4	FNMA Note 0.25% Due 7/10/2023	4,755,000.00	07/08/2020 0.32%	4,744,776.75 4,744,776.75	100.00 0.25%	4,755,218.73 693.44	1.38% 10,441.98	Aaa / AA+ AAA	2.94 2.93
3130A0F70	FHLB Note 3.375% Due 12/8/2023	3,500,000.00	01/16/2019 2.73%	3,602,165.00 3,602,165.00	110.34 0.27%	3,861,907.00 17,390.63	1.13% 259,742.00	Aaa / AA+ AAA	3.36 3.19
3130A0XE5	FHLB Note 3.25% Due 3/8/2024	1,000,000.00	03/28/2019 2.27%	1,045,410.00 1,045,410.00	110.35 0.36%	1,103,521.00 12,909.72	0.33% 58,111.00	Aaa / AA+ NR	3.61 3.39
3130AB3H7	FHLB Note 2.375% Due 3/8/2024	4,000,000.00	04/29/2019 2.37%	4,000,280.00 4,000,280.00	107.27 0.34%	4,290,688.00 37,736.11	1.26% 290,408.00	Aaa / AA+ NR	3.61 3.44
3130A1XJ2	FHLB Note 2.875% Due 6/14/2024	5,500,000.00	Various 1.95%	5,740,000.40 5,740,000.40	109.74 0.34%	6,035,777.00 20,644.10	1.76% 295,776.60	Aaa / AA+ NR	3.87 3.68
3130A2UW4	FHLB Note 2.875% Due 9/13/2024	4,000,000.00	09/13/2019 1.79%	4,206,760.00 4,206,760.00	110.15 0.39%	4,405,812.00 44,083.33	1.30% 199,052.00	Aaa / AA+ AAA	4.12 3.88
3135G0W66	FNMA Note 1.625% Due 10/15/2024	4,080,000.00	Various 1.27%	4,143,283.20 4,143,283.20	105.45 0.32%	4,302,286.56 19,521.66	1.26% 159,003.36	Aaa / AA+ AAA	4.21 4.06
3135G0X24	FNMA Note 1.625% Due 1/7/2025	4,220,000.00	Various 1.30%	4,282,878.20 4,282,878.20	105.48 0.38%	4,451,437.46 4,571.67	1.30% 168,559.26	Aaa / AA+ AAA	4.44 4.29
3137EAEP0	FHLMC Note 1.5% Due 2/12/2025	6,575,000.00	02/13/2020 1.52%	6,569,937.25 6,569,937.25	105.05 0.38%	6,906,912.58 45,751.04	2.02% 336,975.33	Aaa / NR AAA	4.54 4.36
3135G03U5	FNMA Note 0.625% Due 4/22/2025	5,270,000.00	04/22/2020 0.67%	5,259,143.80 5,259,143.80	101.04 0.40%	5,325,034.61 8,874.83	1.55% 65,890.81	Aaa / AA+ AAA	4.73 4.65
3135G04Z3	FNMA Note 0.5% Due 6/17/2025	3,310,000.00	06/17/2020 0.54%	3,303,148.30 3,303,148.30	100.49 0.40%	3,326,288.51 1,930.83	0.97% 23,140.21	Aaa / AA+ AAA	4.88 4.81
3137EAEU9	FHLMC Note 0.375% Due 7/21/2025	3,540,000.00	07/21/2020 0.48%	3,522,370.80 3,522,370.80	99.86 0.40%	3,535,061.70 295.00	1.03% 12,690.90	Aaa / AA+ AAA	4.98 4.92

City of Corona Consolidated

Holdings Report



Account #10003

As of July 31, 2020

CUSIP	Security Description	Par Value/Units	Purchase Date Book Yield	Cost Value Book Value	Mkt Price Mkt YTM	Market Value Accrued Int.	% of Port. Gain/Loss	Moody/S&P Fitch	Maturity Duration
Total Agency		110,445,000.00	1.49%	110,871,524.30	0.25%	114,265,308.28 420,851.13	33.40% 3,393,783.98	Aaa / AA+ AAA	2.79 2.71
CMO									
3137BDDC7	FHLMC K716 A2 3.13% Due 6/25/2021	1,220,450.18	09/12/2017 1.92%	1,270,507.71 1,270,507.71	101.44 0.80%	1,237,994.15 636.67	0.36% (32,513.56)	Aaa / AA+ NR	0.90 0.70
3137BFDQ1	FHLMC K717 A2 2.991% Due 9/25/2021	2,099,849.19	Various 2.61%	2,121,484.56 2,121,484.56	102.03 1.33%	2,142,579.00 5,233.87	0.63% 21,094.44	NR / NR AAA	1.15 0.95
3137BM6P6	FHLMC K721 A2 3.09% Due 8/25/2022	4,000,000.00	Various 2.22%	4,140,475.70 4,140,475.70	103.99 0.81%	4,159,668.00 10,300.00	1.21% 19,192.30	Aaa / NR NR	2.07 1.80
3137B5JM6	FHLMC K034 A2 3.531% Due 7/25/2023	3,850,000.00	08/28/2018 3.03%	3,931,662.11 3,931,662.11	108.26 0.56%	4,167,975.35 11,328.63	1.22% 236,313.24	NR / NR AAA	2.98 2.75
3137B4WB8	FHLMC K033 A2 3.06% Due 7/25/2023	3,350,000.00	07/23/2019 2.18%	3,458,875.00 3,458,875.00	106.85 0.56%	3,579,344.35 1,708.50	1.04% 120,469.35	Aaa / NR NR	2.98 2.73
3137B7MZ9	FHLMC K036 A2 3.527% Due 10/25/2023	3,750,000.00	Various 2.97%	3,837,910.16 3,837,910.16	108.71 0.61%	4,076,767.50 2,204.38	1.19% 238,857.34	Aaa / NR AAA	3.24 2.93
3137BYPQ7	FHLMC K726 A2 2.905% Due 4/25/2024	3,885,145.84	04/22/2019 2.72%	3,912,918.56 3,912,918.56	106.90 0.84%	4,153,267.49 9,405.29	1.21% 240,348.93	NR / AAA NR	3.74 3.32
Total CMO		22,155,445.21	2.59%	22,673,833.80	0.74%	23,517,595.84 40,817.34	6.86% 843,762.04	Aaa / AAA AAA	2.72 2.44
CORPORATE									
594918BG8	Microsoft Callable Note Cont. 10/3/2020 2% Due 11/3/2020	1,035,000.00	10/29/2015 2.02%	1,034,172.00 1,034,172.00	100.30 0.27%	1,038,077.06 5,060.00	0.30% 3,905.06	Aaa / AAA AA+	0.26 0.17
00440EAT4	Chubb INA Holdings Inc Callable Note Cont 10/3/2020 2.3% Due 11/3/2020	2,545,000.00	02/06/2017 2.17%	2,556,986.95 2,556,986.95	100.33 0.40%	2,553,291.61 14,308.56	0.75% (3,695.34)	A3 / A A	0.26 0.17
30231GAV4	Exxon Mobil Corp Callable Note Cont 2/1/2021 2.222% Due 3/1/2021	2,700,000.00	Various 1.97%	2,730,414.55 2,730,414.55	100.95 0.59%	2,725,579.80 24,997.50	0.80% (4,834.75)	Aa1 / AA NR	0.58 0.58
24422ESL4	John Deere Capital Corp Note 2.8% Due 3/4/2021	1,850,000.00	05/24/2017 2.12%	1,895,010.50 1,895,010.50	101.47 0.31%	1,877,215.35 21,151.67	0.55% (17,795.15)	A2 / A A	0.59 0.58

City of Corona Consolidated

Holdings Report



Account #10003

As of July 31, 2020

CUSIP	Security Description	Par Value/Units	Purchase Date Book Yield	Cost Value Book Value	Mkt Price Mkt YTM	Market Value Accrued Int.	% of Port. Gain/Loss	Moody/S&P Fitch	Maturity Duration
CORPORATE									
369550BE7	General Dynamics Corp Note 3% Due 5/11/2021	2,970,000.00	Various 3.25%	2,949,150.50 2,949,150.50	102.07 0.33%	3,031,490.88 19,800.00	0.89% 82,340.38	A2 / A NR	0.78 0.77
857477AV5	State Street Bank Note 1.95% Due 5/19/2021	2,075,000.00	Various 2.04%	2,067,408.60 2,067,408.60	101.36 0.25%	2,103,249.05 8,092.50	0.61% 35,840.45	A1 / A AA-	0.80 0.79
594918BP8	Microsoft Callable Note Cont 7/8/2021 1.55% Due 8/8/2021	1,875,000.00	Various 1.57%	1,872,774.45 1,872,774.45	101.25 0.21%	1,898,505.00 13,966.15	0.56% 25,730.55	Aaa / AAA AA+	1.02 0.93
68389XBK0	Oracle Corp Callable Note Cont 8/15/2021 1.9% Due 9/15/2021	3,325,000.00	Various 2.44%	3,255,728.25 3,255,728.25	101.68 0.28%	3,380,713.70 23,866.11	0.99% 124,985.45	A3 / A A-	1.13 1.03
89236TDP7	Toyota Motor Credit Corp Note 2.6% Due 1/11/2022	3,100,000.00	Various 3.18%	3,038,938.00 3,038,938.00	103.23 0.36%	3,199,975.00 4,477.78	0.93% 161,037.00	A1 / A+ A+	1.45 1.42
69353RFE3	PNC Bank Callable Note Cont 6/28/2022 2.45% Due 7/28/2022	3,050,000.00	07/25/2017 2.45%	3,049,725.50 3,049,725.50	103.93 0.38%	3,169,852.80 622.71	0.92% 120,127.30	A2 / A A+	1.99 1.88
44932HAC7	IBM Credit Corp Note 2.2% Due 9/8/2022	2,955,000.00	11/29/2017 2.58%	2,905,001.40 2,905,001.40	103.94 0.32%	3,071,533.38 25,823.42	0.90% 166,531.98	A2 / A NR	2.11 2.05
48128BAB7	JP Morgan Chase & Co Callable Note 1X 1/15/2022 2.972% Due 1/15/2023	3,250,000.00	Various 3.11%	3,228,657.50 3,228,657.50	103.57 0.51%	3,366,093.25 4,292.89	0.98% 137,435.75	A2 / A- AA-	2.46 1.43
808513AT2	Charles Schwab Corp Callable Note Cont 12/25/2022 2.65% Due 1/25/2023	2,250,000.00	Various 2.32%	2,273,392.50 2,273,392.50	105.33 0.41%	2,369,990.25 993.75	0.69% 96,597.75	A2 / A A	2.49 2.34
24422ETG4	John Deere Capital Corp Note 2.8% Due 3/6/2023	1,500,000.00	Various 3.52%	1,454,530.00 1,454,530.00	106.29 0.36%	1,594,372.50 16,916.67	0.47% 139,842.50	A2 / A A	2.60 2.50
084670BR8	Berkshire Hathaway Callable Note Cont 1/15/2023 2.75% Due 3/15/2023	2,500,000.00	11/26/2018 3.51%	2,425,225.00 2,425,225.00	105.98 0.30%	2,649,525.00 25,972.22	0.78% 224,300.00	Aa2 / AA A+	2.62 2.37
037833AK6	Apple Inc Note 2.4% Due 5/3/2023	2,215,000.00	11/28/2018 3.54%	2,112,644.85 2,112,644.85	105.74 0.31%	2,342,045.76 12,994.67	0.69% 229,400.91	Aa1 / AA+ NR	2.76 2.67
404280BA6	HSBC Holdings PLC Note 3.6% Due 5/25/2023	1,200,000.00	05/15/2019 2.97%	1,228,680.00 1,228,680.00	107.31 0.96%	1,287,753.60 7,920.00	0.38% 59,073.60	A2 / A- A+	2.82 2.68
166764AH3	Chevron Corp Callable Note Cont 3/24/2023 3.191% Due 6/24/2023	3,000,000.00	Various 3.33%	2,982,300.00 2,982,300.00	107.47 0.35%	3,223,950.00 9,838.92	0.94% 241,650.00	Aa2 / AA NR	2.90 2.55

City of Corona Consolidated

Holdings Report



Account #10003

As of July 31, 2020

CUSIP	Security Description	Par Value/Units	Purchase Date Book Yield	Cost Value Book Value	Mkt Price Mkt YTM	Market Value Accrued Int.	% of Port. Gain/Loss	Moody/S&P Fitch	Maturity Duration
CORPORATE									
931142EK5	Wal-Mart Stores Callable Note Cont 5/26/2023 3.4% Due 6/26/2023	2,000,000.00	05/08/2019 2.67%	2,056,900.00 2,056,900.00	108.60 0.33%	2,171,952.00 6,611.11	0.63% 115,052.00	Aa2 / AA AA	2.90 2.71
02665WCJ8	American Honda Finance Note 3.45% Due 7/14/2023	930,000.00	07/11/2018 3.49%	928,391.10 928,391.10	108.13 0.67%	1,005,591.33 1,515.13	0.29% 77,200.23	A3 / A- NR	2.95 2.82
89114QC48	Toronto Dominion Bank Note 3.5% Due 7/19/2023	1,910,000.00	07/27/2018 3.56%	1,904,461.00 1,904,461.00	109.07 0.42%	2,083,317.22 2,228.33	0.61% 178,856.22	Aa1 / AA- AA	2.97 2.84
69371RP59	Paccar Financial Corp Note 3.4% Due 8/9/2023	2,300,000.00	08/06/2018 3.41%	2,299,057.00 2,299,057.00	108.45 0.58%	2,494,244.20 37,362.22	0.74% 195,187.20	A1 / A+ NR	3.02 2.85
06406RAJ6	Bank of NY Mellon Corp Note 3.45% Due 8/11/2023	3,254,000.00	05/16/2019 2.79%	3,339,580.20 3,339,580.20	108.81 0.51%	3,540,755.50 53,013.08	1.05% 201,175.30	A1 / A AA-	3.03 2.86
02665WCQ2	American Honda Finance Note 3.625% Due 10/10/2023	2,260,000.00	10/03/2018 3.64%	2,258,146.80 2,258,146.80	109.27 0.68%	2,469,567.54 25,260.21	0.73% 211,420.74	A3 / A- NR	3.19 3.01
06051GHF9	Bank of America Corp Callable Note 1X 3/5/2023 3.55% Due 3/5/2024	3,250,000.00	Various 2.94%	3,273,420.00 3,273,420.00	107.14 0.76%	3,481,994.75 46,790.98	1.03% 208,574.75	A2 / A- A+	3.60 2.47
89114QCB2	Toronto Dominion Bank Note 3.25% Due 3/11/2024	1,270,000.00	03/26/2019 2.97%	1,286,078.20 1,286,078.20	109.62 0.55%	1,392,205.75 16,051.39	0.41% 106,127.55	Aa3 / A AA-	3.61 3.40
404280BS7	HSBC Holdings PLC Callable Note 1X 5/18/2023 3.95% Due 5/18/2024	2,750,000.00	Various 2.19%	2,887,177.50 2,887,177.50	107.83 1.10%	2,965,204.00 22,026.73	0.87% 78,026.50	A2 / A- A+	3.80 2.65
69371RQ25	Paccar Financial Corp Note 2.15% Due 8/15/2024	715,000.00	08/08/2019 2.20%	713,419.85 713,419.85	105.82 0.69%	756,624.44 7,088.43	0.22% 43,204.59	A1 / A+ NR	4.04 3.85
78015K7C2	Royal Bank of Canada Note 2.25% Due 11/1/2024	3,600,000.00	12/05/2019 2.26%	3,598,128.00 3,598,128.00	106.64 0.66%	3,839,119.20 20,250.00	1.12% 240,991.20	A2 / A AA	4.26 4.05
14913Q3B3	Caterpillar Finl Service Note 2.15% Due 11/8/2024	2,593,000.00	Various 1.88%	2,624,484.21 2,624,484.21	106.99 0.49%	2,774,141.79 12,853.36	0.81% 149,657.58	A3 / A A	4.28 4.08
90331HPL1	US Bank NA Callable Note Cont 12/21/2024 2.05% Due 1/21/2025	4,145,000.00	01/16/2020 2.10%	4,136,171.15 4,136,171.15	106.55 0.54%	4,416,497.50 2,360.35	1.29% 280,326.35	A1 / AA- AA-	4.48 4.22
Total Corporate		74,372,000.00	2.69%	74,366,155.56	0.48%	78,274,429.21 494,506.84	22.94% 3,908,273.65	A1 / A+ A+	2.52 2.26

City of Corona Consolidated

Account #10003

Holdings Report

As of July 31, 2020



CUSIP	Security Description	Par Value/Units	Purchase Date Book Yield	Cost Value Book Value	Mkt Price Mkt YTM	Market Value Accrued Int.	% of Port. Gain/Loss	Moody/S&P Fitch	Maturity Duration
LAIF									
90LAIF\$00	Local Agency Investment Fund State Pool	29,890,610.22	Various 0.84%	29,890,610.22 29,890,610.22	1.00 0.84%	29,890,610.22 27,528.10	8.71% 0.00	NR / NR NR	0.00 0.00
Total LAIF		29,890,610.22	0.84%	29,890,610.22	0.84%	29,890,610.22 27,528.10	8.71% 0.00	NR / NR NR	0.00 0.00

MONEY MARKET FUND FI									
60934N807	Federated Investors Govt Oblig Fund Inst.	354,592.28	Various 0.01%	354,592.28 354,592.28	1.00 0.01%	354,592.28 0.00	0.10% 0.00	Aaa / AAA AAA	0.00 0.00
Total Money Market Fund FI		354,592.28	0.01%	354,592.28	0.01%	354,592.28 0.00	0.10% 0.00	Aaa / AAA AAA	0.00 0.00

MUNICIPAL BONDS									
13063DRK6	California St Taxable GO 2.4% Due 10/1/2024	3,385,000.00	10/16/2019 1.91%	3,462,753.45 3,462,753.45	107.43 0.59%	3,636,640.90 27,080.00	1.07% 173,887.45	Aa2 / AA- AA	4.17 3.96
Total Municipal Bonds		3,385,000.00	1.91%	3,462,753.45	0.59%	3,636,640.90 27,080.00	1.07% 173,887.45	Aa2 / AA- AA	4.17 3.96

SUPRANATIONAL									
459058GA5	Intl. Bank Recon & Development Note 1.625% Due 9/4/2020	600,000.00	11/03/2017 1.87%	595,902.00 595,902.00	100.12 0.35%	600,697.20 3,981.25	0.18% 4,795.20	Aaa / AAA AAA	0.10 0.09
45950KCM0	International Finance Corp Note 2.25% Due 1/25/2021	1,685,000.00	01/18/2018 2.35%	1,680,046.10 1,680,046.10	100.97 0.25%	1,701,293.95 631.88	0.50% 21,247.85	Aaa / AAA NR	0.49 0.48
4581X0CW6	Inter-American Dev Bank Note 2.125% Due 1/18/2022	4,000,000.00	11/03/2017 2.07%	4,008,600.00 4,008,600.00	102.71 0.27%	4,108,404.00 3,069.44	1.20% 99,804.00	Aaa / NR AAA	1.47 1.45

City of Corona Consolidated

Holdings Report



Account #10003

As of July 31, 2020

CUSIP	Security Description	Par Value/Units	Purchase Date Book Yield	Cost Value Book Value	Mkt Price Mkt YTM	Market Value Accrued Int.	% of Port. Gain/Loss	Moody/S&P Fitch	Maturity Duration
SUPRANATIONAL									
4581X0CZ9	Inter-American Dev Bank Note 1.75% Due 9/14/2022	3,600,000.00	Various 2.30%	3,512,573.00 3,512,573.00	103.24 0.22%	3,716,658.00 23,975.00	1.09% 204,085.00	Aaa / AAA AAA	2.12 2.08
Total Supranational		9,885,000.00	2.19%	9,797,121.10	0.25%	10,127,053.15 31,657.57	2.96% 329,932.05	Aaa / AAA AAA	1.46 1.44
US TREASURY									
912828J43	US Treasury Note 1.75% Due 2/28/2022	4,350,000.00	03/13/2017 2.14%	4,271,340.74 4,271,340.74	102.56 0.13%	4,461,299.10 31,856.66	1.31% 189,958.36	Aaa / AA+ AAA	1.58 1.56
912828XG0	US Treasury Note 2.125% Due 6/30/2022	4,000,000.00	08/15/2017 1.82%	4,056,732.15 4,056,732.15	103.82 0.13%	4,152,812.00 7,391.30	1.21% 96,079.85	Aaa / AA+ AAA	1.92 1.88
912828L24	US Treasury Note 1.875% Due 8/31/2022	4,500,000.00	10/17/2017 1.98%	4,478,906.25 4,478,906.25	103.64 0.12%	4,664,002.50 35,309.10	1.37% 185,096.25	Aaa / AA+ AAA	2.08 2.04
912828N30	US Treasury Note 2.125% Due 12/31/2022	4,800,000.00	01/25/2018 2.46%	4,725,375.00 4,725,375.00	104.83 0.12%	5,031,748.80 8,869.57	1.47% 306,373.80	Aaa / AA+ AAA	2.42 2.36
912828T91	US Treasury Note 1.625% Due 10/31/2023	5,000,000.00	05/29/2019 2.05%	4,909,960.94 4,909,960.94	104.84 0.13%	5,241,990.00 20,533.29	1.53% 332,029.06	Aaa / AA+ AAA	3.25 3.17
912828V23	US Treasury Note 2.25% Due 12/31/2023	4,500,000.00	06/21/2019 1.80%	4,588,417.97 4,588,417.97	107.16 0.15%	4,822,384.50 8,804.35	1.41% 233,966.53	Aaa / AA+ AAA	3.42 3.30
912828B66	US Treasury Note 2.75% Due 2/15/2024	5,000,000.00	Various 2.21%	5,121,796.88 5,121,796.88	109.20 0.14%	5,460,155.00 63,461.54	1.61% 338,358.12	Aaa / AA+ AAA	3.55 3.36
912828X70	US Treasury Note 2% Due 4/30/2024	4,800,000.00	Various 1.84%	4,833,281.25 4,833,281.25	106.89 0.16%	5,130,748.80 24,260.86	1.50% 297,467.55	Aaa / AA+ AAA	3.75 3.62
912828XX3	US Treasury Note 2% Due 6/30/2024	4,900,000.00	Various 1.81%	4,942,253.91 4,942,253.91	107.14 0.17%	5,250,080.50 8,521.74	1.53% 307,826.59	Aaa / AA+ AAA	3.92 3.78
912828D56	US Treasury Note 2.375% Due 8/15/2024	5,000,000.00	12/12/2019 1.75%	5,140,234.38 5,140,234.38	108.84 0.18%	5,442,190.00 54,807.69	1.60% 301,955.62	Aaa / AA+ AAA	4.04 3.84
9128283D0	US Treasury Note 2.25% Due 10/31/2024	4,000,000.00	11/07/2019 1.77%	4,090,468.75 4,090,468.75	108.74 0.18%	4,349,688.00 22,744.57	1.27% 259,219.25	Aaa / AA+ AAA	4.25 4.06

City of Corona Consolidated

Account #10003

Holdings Report

As of July 31, 2020



CUSIP	Security Description	Par Value/Units	Purchase Date Book Yield	Cost Value Book Value	Mkt Price Mkt YTM	Market Value Accrued Int.	% of Port. Gain/Loss	Moody/S&P Fitch	Maturity Duration
US TREASURY									
912828ZC7	US Treasury Note 1.125% Due 2/28/2025	7,000,000.00	03/18/2020 0.81%	7,108,007.81 7,108,007.81	104.25 0.19%	7,297,500.00 32,955.16	2.13% 189,492.19	Aaa / AA+ AAA	4.58 4.46
Total US Treasury		57,850,000.00	1.83%	58,266,776.03	0.15%	61,304,599.20 319,515.83	17.95% 3,037,823.17	Aaa / AA+ AAA	3.32 3.21
TOTAL PORTFOLIO		328,611,467.01	1.89%	330,030,778.84	0.38%	342,013,914.37 1,380,164.57	100.00% 11,983,135.53	Aa1 / AA AAA	2.56 2.33
TOTAL MARKET VALUE PLUS ACCRUED						343,394,078.94			

City of Corona Consolidated

Transaction Ledger



Account #10003

As of July 31, 2020

Transaction Type	Settlement Date	CUSIP	Quantity	Security Description	Price	Acq/Disp Yield	Amount	Interest Pur/Sold	Total Amount	Gain/Loss
ACQUISITIONS										
Purchase	07/02/2020	60934N807	8.83	Federated Investors Govt Oblig Fund Inst.	1.000	0.01%	8.83	0.00	8.83	0.00
Purchase	07/05/2020	60934N807	40,000.00	Federated Investors Govt Oblig Fund Inst.	1.000	0.01%	40,000.00	0.00	40,000.00	0.00
Purchase	07/07/2020	60934N807	33,716.04	Federated Investors Govt Oblig Fund Inst.	1.000	0.01%	33,716.04	0.00	33,716.04	0.00
Purchase	07/08/2020	47789KAC7	485,000.00	John Deere Owner Trust 2020-A A3 1.1% Due 8/15/2024	100.938	0.65%	489,546.88	340.85	489,887.73	0.00
Purchase	07/10/2020	3135G05G4	4,755,000.00	FNMA Note 0.25% Due 7/10/2023	99.785	0.32%	4,744,776.75	0.00	4,744,776.75	0.00
Purchase	07/10/2020	60934N807	4,540,914.47	Federated Investors Govt Oblig Fund Inst.	1.000	0.01%	4,540,914.47	0.00	4,540,914.47	0.00
Purchase	07/11/2020	60934N807	40,300.00	Federated Investors Govt Oblig Fund Inst.	1.000	0.01%	40,300.00	0.00	40,300.00	0.00
Purchase	07/14/2020	60934N807	32,355.00	Federated Investors Govt Oblig Fund Inst.	1.000	0.01%	32,355.00	0.00	32,355.00	0.00
Purchase	07/15/2020	60934N807	48,295.00	Federated Investors Govt Oblig Fund Inst.	1.000	0.01%	48,295.00	0.00	48,295.00	0.00
Purchase	07/15/2020	60934N807	6,062.50	Federated Investors Govt Oblig Fund Inst.	1.000	0.01%	6,062.50	0.00	6,062.50	0.00
Purchase	07/15/2020	60934N807	1,892.92	Federated Investors Govt Oblig Fund Inst.	1.000	0.01%	1,892.92	0.00	1,892.92	0.00
Purchase	07/15/2020	60934N807	3,490.08	Federated Investors Govt Oblig Fund Inst.	1.000	0.01%	3,490.08	0.00	3,490.08	0.00
Purchase	07/15/2020	60934N807	1,610.00	Federated Investors Govt Oblig Fund Inst.	1.000	0.01%	1,610.00	0.00	1,610.00	0.00
Purchase	07/15/2020	60934N807	669.67	Federated Investors Govt Oblig Fund Inst.	1.000	0.01%	669.67	0.00	669.67	0.00
Purchase	07/15/2020	60934N807	3,011.17	Federated Investors Govt Oblig Fund Inst.	1.000	0.01%	3,011.17	0.00	3,011.17	0.00
Purchase	07/15/2020	60934N807	1,860.08	Federated Investors Govt Oblig Fund Inst.	1.000	0.01%	1,860.08	0.00	1,860.08	0.00

City of Corona Consolidated

Transaction Ledger



Account #10003

As of July 31, 2020

Transaction Type	Settlement Date	CUSIP	Quantity	Security Description	Price	Acq/Disp Yield	Amount	Interest Pur/Sold	Total Amount	Gain/Loss
ACQUISITIONS										
Purchase	07/15/2020	60934N807	108,847.77	Federated Investors Govt Oblig Fund Inst.	1.000	0.01%	108,847.77	0.00	108,847.77	0.00
Purchase	07/15/2020	60934N807	12,649.82	Federated Investors Govt Oblig Fund Inst.	1.000	0.01%	12,649.82	0.00	12,649.82	0.00
Purchase	07/15/2020	60934N807	35,982.43	Federated Investors Govt Oblig Fund Inst.	1.000	0.01%	35,982.43	0.00	35,982.43	0.00
Purchase	07/15/2020	60934N807	110,942.18	Federated Investors Govt Oblig Fund Inst.	1.000	0.01%	110,942.18	0.00	110,942.18	0.00
Purchase	07/15/2020	60934N807	41,880.89	Federated Investors Govt Oblig Fund Inst.	1.000	0.01%	41,880.89	0.00	41,880.89	0.00
Purchase	07/15/2020	60934N807	215,356.21	Federated Investors Govt Oblig Fund Inst.	1.000	0.01%	215,356.21	0.00	215,356.21	0.00
Purchase	07/15/2020	90LAIF\$00	117,287.87	Local Agency Investment Fund State Pool	1.000	1.15%	117,287.87	0.00	117,287.87	0.00
Purchase	07/18/2020	60934N807	42,500.00	Federated Investors Govt Oblig Fund Inst.	1.000	0.01%	42,500.00	0.00	42,500.00	0.00
Purchase	07/19/2020	60934N807	98,737.50	Federated Investors Govt Oblig Fund Inst.	1.000	0.01%	98,737.50	0.00	98,737.50	0.00
Purchase	07/20/2020	60934N807	2,247.17	Federated Investors Govt Oblig Fund Inst.	1.000	0.01%	2,247.17	0.00	2,247.17	0.00
Purchase	07/21/2020	60934N807	42,486.25	Federated Investors Govt Oblig Fund Inst.	1.000	0.01%	42,486.25	0.00	42,486.25	0.00
Purchase	07/21/2020	60934N807	132,075.11	Federated Investors Govt Oblig Fund Inst.	1.000	0.01%	132,075.11	0.00	132,075.11	0.00
Purchase	07/22/2020	47787NAC3	740,000.00	John Deere Owner Trust 2020-B A3 0.51% Due 11/15/2024	99.985	0.52%	739,887.22	0.00	739,887.22	0.00
Purchase	07/23/2020	3137EAEU9	3,540,000.00	FHLMC Note 0.375% Due 7/21/2025	99.502	0.48%	3,522,370.80	0.00	3,522,370.80	0.00
Purchase	07/23/2020	60934N807	3,426,887.77	Federated Investors Govt Oblig Fund Inst.	1.000	0.01%	3,426,887.77	0.00	3,426,887.77	0.00
Purchase	07/25/2020	60934N807	48,768.75	Federated Investors Govt Oblig Fund Inst.	1.000	0.01%	48,768.75	0.00	48,768.75	0.00

City of Corona Consolidated

Transaction Ledger



Account #10003

As of July 31, 2020

Transaction Type	Settlement Date	CUSIP	Quantity	Security Description	Price	Acq/Disp Yield	Amount	Interest Pur/Sold	Total Amount	Gain/Loss
ACQUISITIONS										
Purchase	07/27/2020	60934N807	11,021.88	Federated Investors Govt Oblig Fund Inst.	1.000	0.01%	11,021.88	0.00	11,021.88	0.00
Purchase	07/27/2020	60934N807	11,328.63	Federated Investors Govt Oblig Fund Inst.	1.000	0.01%	11,328.63	0.00	11,328.63	0.00
Purchase	07/27/2020	60934N807	8,542.50	Federated Investors Govt Oblig Fund Inst.	1.000	0.01%	8,542.50	0.00	8,542.50	0.00
Purchase	07/27/2020	60934N807	10,300.00	Federated Investors Govt Oblig Fund Inst.	1.000	0.01%	10,300.00	0.00	10,300.00	0.00
Purchase	07/27/2020	60934N807	5,342.63	Federated Investors Govt Oblig Fund Inst.	1.000	0.01%	5,342.63	0.00	5,342.63	0.00
Purchase	07/27/2020	60934N807	8,367.46	Federated Investors Govt Oblig Fund Inst.	1.000	0.01%	8,367.46	0.00	8,367.46	0.00
Purchase	07/27/2020	60934N807	13,000.53	Federated Investors Govt Oblig Fund Inst.	1.000	0.01%	13,000.53	0.00	13,000.53	0.00
Purchase	07/28/2020	60934N807	37,362.50	Federated Investors Govt Oblig Fund Inst.	1.000	0.01%	37,362.50	0.00	37,362.50	0.00
Subtotal			18,816,101.61				18,792,683.26	340.85	18,793,024.11	0.00
Security Contribution	07/07/2020	90LAIF\$00	700,000.00	Local Agency Investment Fund State Pool	1.000		700,000.00	0.00	700,000.00	0.00
Security Contribution	07/08/2020	90LAIF\$00	900,000.00	Local Agency Investment Fund State Pool	1.000		900,000.00	0.00	900,000.00	0.00
Security Contribution	07/13/2020	90LAIF\$00	500,000.00	Local Agency Investment Fund State Pool	1.000		500,000.00	0.00	500,000.00	0.00
Security Contribution	07/14/2020	90LAIF\$00	700,000.00	Local Agency Investment Fund State Pool	1.000		700,000.00	0.00	700,000.00	0.00
Security Contribution	07/20/2020	90LAIF\$00	1,700,000.00	Local Agency Investment Fund State Pool	1.000		1,700,000.00	0.00	1,700,000.00	0.00
Security Contribution	07/22/2020	90LAIF\$00	1,200,000.00	Local Agency Investment Fund State Pool	1.000		1,200,000.00	0.00	1,200,000.00	0.00
Security Contribution	07/27/2020	90LAIF\$00	19,100,000.00	Local Agency Investment Fund State Pool	1.000		19,100,000.00	0.00	19,100,000.00	0.00

City of Corona Consolidated

Transaction Ledger



Account #10003

As of July 31, 2020

Transaction Type	Settlement Date	CUSIP	Quantity	Security Description	Price	Acq/Disp Yield	Amount	Interest Pur/Sold	Total Amount	Gain/Loss
ACQUISITIONS										
Security Contribution	07/28/2020	90LAIF\$00	400,000.00	Local Agency Investment Fund State Pool	1.000		400,000.00	0.00	400,000.00	0.00
Security Contribution	07/29/2020	90LAIF\$00	700,000.00	Local Agency Investment Fund State Pool	1.000		700,000.00	0.00	700,000.00	0.00
Subtotal			25,900,000.00				25,900,000.00	0.00	25,900,000.00	0.00
Short Sale	07/10/2020	60934N807	-4,744,776.75	Federated Investors Govt Oblig Fund Inst.	1.000		-4,744,776.75	0.00	-4,744,776.75	0.00
Short Sale	07/22/2020	60934N807	-739,887.22	Federated Investors Govt Oblig Fund Inst.	1.000		-739,887.22	0.00	-739,887.22	0.00
Short Sale	07/23/2020	60934N807	-3,522,370.80	Federated Investors Govt Oblig Fund Inst.	1.000		-3,522,370.80	0.00	-3,522,370.80	0.00
Subtotal			-9,007,034.77				-9,007,034.77	0.00	-9,007,034.77	0.00
TOTAL ACQUISITIONS			35,709,066.84				35,685,648.49	340.85	35,685,989.34	0.00
DISPOSITIONS										
Closing Purchase	07/10/2020	60934N807	-4,744,776.75	Federated Investors Govt Oblig Fund Inst.	1.000		-4,744,776.75	0.00	-4,744,776.75	0.00
Closing Purchase	07/22/2020	60934N807	-739,887.22	Federated Investors Govt Oblig Fund Inst.	1.000		-739,887.22	0.00	-739,887.22	0.00
Closing Purchase	07/23/2020	60934N807	-3,522,370.80	Federated Investors Govt Oblig Fund Inst.	1.000		-3,522,370.80	0.00	-3,522,370.80	0.00
Subtotal			-9,007,034.77				-9,007,034.77	0.00	-9,007,034.77	0.00
Sale	07/08/2020	60934N807	489,887.73	Federated Investors Govt Oblig Fund Inst.	1.000	0.01%	489,887.73	0.00	489,887.73	0.00
Sale	07/10/2020	3130A7CV5	350,000.00	FHLB Note 1.375% Due 2/18/2021	100.728	0.17%	352,548.00	1,898.26	354,446.26	3,962.00
Sale	07/10/2020	60934N807	4,744,776.75	Federated Investors Govt Oblig Fund Inst.	1.000	0.01%	4,744,776.75	0.00	4,744,776.75	0.00
Sale	07/10/2020	912828T34	4,125,000.00	US Treasury Note 1.125% Due 9/30/2021	101.180	0.16%	4,173,662.11	12,806.10	4,186,468.21	118,418.80

City of Corona Consolidated

Transaction Ledger



Account #10003

As of July 31, 2020

Transaction Type	Settlement Date	CUSIP	Quantity	Security Description	Price	Acq/Disp Yield	Amount	Interest Pur/Sold	Total Amount	Gain/Loss
DISPOSITIONS										
Sale	07/22/2020	60934N807	739,887.22	Federated Investors Govt Oblig Fund Inst.	1.000	0.01%	739,887.22	0.00	739,887.22	0.00
Sale	07/23/2020	459058GA5	3,400,000.00	Intl. Bank Recon & Development Note 1.625% Due 9/4/2020	100.163	0.19%	3,405,542.00	21,345.77	3,426,887.77	28,764.00
Sale	07/23/2020	60934N807	3,522,370.80	Federated Investors Govt Oblig Fund Inst.	1.000	0.01%	3,522,370.80	0.00	3,522,370.80	0.00
Subtotal			17,371,922.50				17,428,674.61	36,050.13	17,464,724.74	151,144.80
Paydown	07/15/2020	43811BAC8	108,154.17	Honda Auto Receivables Trust 2017-2 A3 1.68% Due 8/16/2021	100.000		108,154.17	693.60	108,847.77	1,681.46
Paydown	07/15/2020	43813DAC2	0.00	Honda Auto Receivables 2020-2 A3 0.82% Due 7/15/2024	100.000		0.00	669.67	669.67	0.00
Paydown	07/15/2020	43815NAC8	0.00	Honda Auto Receivables Trust 2019-3 A3 1.78% Due 8/15/2023	100.000		0.00	3,011.17	3,011.17	0.00
Paydown	07/15/2020	477870AC3	0.00	John Deere Owner Trust 2019-B A3 2.21% Due 12/15/2023	100.000		0.00	1,860.08	1,860.08	0.00
Paydown	07/15/2020	47788BAD6	12,568.31	John Deere Owner Trust 2017-B A3 1.82% Due 10/15/2021	100.000		12,568.31	81.51	12,649.82	0.92
Paydown	07/15/2020	47788CAC6	35,226.55	John Deere Owner Trust 2018-A A3 2.66% Due 4/18/2022	100.000		35,226.55	755.88	35,982.43	2.53
Paydown	07/15/2020	47788EAC2	106,251.00	John Deere Owner Trust 2018-B A3 3.08% Due 11/15/2022	100.000		106,251.00	4,691.18	110,942.18	8.05
Paydown	07/15/2020	47789JAD8	0.00	John Deere Owner Trust 2019-A A3 2.91% Due 7/17/2023	100.000		0.00	6,062.50	6,062.50	0.00
Paydown	07/15/2020	47789KAC7	0.00	John Deere Owner Trust 2020-A A3 1.1% Due 8/15/2024	100.000		0.00	1,892.92	1,892.92	0.00
Paydown	07/15/2020	58770FAC6	0.00	Mercedes Benz Auto Lease Trust 2020-A A3 1.84% Due 12/15/2022	100.000		0.00	1,610.00	1,610.00	0.00
Paydown	07/15/2020	654747AD6	41,733.79	Nissan Auto Receivables Trust 2017-A A3 1.74% Due 8/16/2021	100.000		41,733.79	147.10	41,880.89	265.73

City of Corona Consolidated

Transaction Ledger



Account #10003

As of July 31, 2020

Transaction Type	Settlement Date	CUSIP	Quantity	Security Description	Price	Acq/Disp Yield	Amount	Interest Pur/Sold	Total Amount	Gain/Loss
DISPOSITIONS										
Paydown	07/15/2020	65479JAD5	0.00	Nissan Auto Receivables Owner 2019-C A3 1.93% Due 7/15/2024	100.000		0.00	3,490.08	3,490.08	0.00
Paydown	07/15/2020	89238TAD5	209,100.17	Toyota Auto Receivables Trust 2018-B A3 2.96% Due 9/15/2022	100.000		209,100.17	6,256.04	215,356.21	-2,213.52
Paydown	07/20/2020	92348AAA3	0.00	Verizon Owner Trust 2019-C A1A 1.94% Due 4/22/2024	100.000		0.00	2,247.17	2,247.17	0.00
Paydown	07/21/2020	43815HAC1	128,081.92	Honda Auto Receivables Trust 2018-3 A3 2.95% Due 8/22/2022	100.000		128,081.92	3,993.19	132,075.11	17.57
Paydown	07/27/2020	3137B4WB8	0.00	FHLMC K033 A2Due 7/25/2023	100.000		0.00	8,542.50	8,542.50	0.00
Paydown	07/27/2020	3137B5JM6	0.00	FHLMC K034 A2 3.531% Due 7/25/2023	100.000		0.00	11,328.63	11,328.63	0.00
Paydown	07/27/2020	3137B7MZ9	0.00	FHLMC K036 A2Due 10/25/2023	100.000		0.00	11,021.88	11,021.88	0.00
Paydown	07/27/2020	3137BDDC7	2,153.67	FHLMC K716 A2 3.13% Due 6/25/2021	100.000		2,153.67	3,188.96	5,342.63	-88.33
Paydown	07/27/2020	3137BFDQ1	3,125.79	FHLMC K717 A2 2.991% Due 9/25/2021	100.000		3,125.79	5,241.67	8,367.46	-32.21
Paydown	07/27/2020	3137BM6P6	0.00	FHLMC K721 A2Due 8/25/2022	100.000		0.00	10,300.00	10,300.00	0.00
Paydown	07/27/2020	3137BYPQ7	3,586.56	FHLMC K726 A2 2.905% Due 4/25/2024	100.000		3,586.56	9,413.97	13,000.53	-25.64
Subtotal			649,981.93				649,981.93	96,499.70	746,481.63	-383.44
Security Withdrawal	07/02/2020	90LAIF\$00	4,200,000.00	Local Agency Investment Fund State Pool	1.000		4,200,000.00	0.00	4,200,000.00	0.00
Security Withdrawal	07/09/2020	90LAIF\$00	3,200,000.00	Local Agency Investment Fund State Pool	1.000		3,200,000.00	0.00	3,200,000.00	0.00
Security Withdrawal	07/10/2020	90LAIF\$00	800,000.00	Local Agency Investment Fund State Pool	1.000		800,000.00	0.00	800,000.00	0.00
Security Withdrawal	07/15/2020	90LAIF\$00	3,500,000.00	Local Agency Investment Fund State Pool	1.000		3,500,000.00	0.00	3,500,000.00	0.00

City of Corona Consolidated

Transaction Ledger



Account #10003

As of July 31, 2020

Transaction Type	Settlement Date	CUSIP	Quantity	Security Description	Price	Acq/Disp Yield	Amount	Interest Pur/Sold	Total Amount	Gain/Loss
DISPOSITIONS										
Security Withdrawal	07/16/2020	90LAIF\$00	2,800,000.00	Local Agency Investment Fund State Pool	1.000		2,800,000.00	0.00	2,800,000.00	0.00
Security Withdrawal	07/17/2020	90LAIF\$00	1,300,000.00	Local Agency Investment Fund State Pool	1.000		1,300,000.00	0.00	1,300,000.00	0.00
Security Withdrawal	07/21/2020	90LAIF\$00	20,000,000.00	Local Agency Investment Fund State Pool	1.000		20,000,000.00	0.00	20,000,000.00	0.00
Security Withdrawal	07/23/2020	90LAIF\$00	3,000,000.00	Local Agency Investment Fund State Pool	1.000		3,000,000.00	0.00	3,000,000.00	0.00
Security Withdrawal	07/24/2020	90LAIF\$00	2,000,000.00	Local Agency Investment Fund State Pool	1.000		2,000,000.00	0.00	2,000,000.00	0.00
Security Withdrawal	07/30/2020	90LAIF\$00	1,300,000.00	Local Agency Investment Fund State Pool	1.000		1,300,000.00	0.00	1,300,000.00	0.00
Security Withdrawal	07/31/2020	90LAIF\$00	1,400,000.00	Local Agency Investment Fund State Pool	1.000		1,400,000.00	0.00	1,400,000.00	0.00
Subtotal			43,500,000.00				43,500,000.00	0.00	43,500,000.00	0.00
TOTAL DISPOSITIONS			52,514,869.66				52,571,621.77	132,549.83	52,704,171.60	150,761.36

OTHER TRANSACTIONS										
Interest	07/05/2020	3135G0S38	4,000,000.00	FNMA Note 2% Due 1/5/2022	0.000		40,000.00	0.00	40,000.00	0.00
Interest	07/07/2020	3135G0X24	4,220,000.00	FNMA Note 1.625% Due 1/7/2025	0.000		33,716.04	0.00	33,716.04	0.00
Interest	07/11/2020	89236TDP7	3,100,000.00	Toyota Motor Credit Corp Note 2.6% Due 1/11/2022	0.000		40,300.00	0.00	40,300.00	0.00
Interest	07/14/2020	02665WCJ8	930,000.00	American Honda Finance Note 3.45% Due 7/14/2023	0.000		16,042.50	0.00	16,042.50	0.00
Interest	07/14/2020	3130A8QS5	2,900,000.00	FHLB Note 1.125% Due 7/14/2021	0.000		16,312.50	0.00	16,312.50	0.00
Interest	07/15/2020	48128BAB7	3,250,000.00	JP Morgan Chase & Co Callable Note 1X 1/15/2022 2.972% Due 1/15/2023	0.000		48,295.00	0.00	48,295.00	0.00

City of Corona Consolidated

Transaction Ledger



Account #10003

As of July 31, 2020

Transaction Type	Settlement Date	CUSIP	Quantity	Security Description	Price	Acq/Disp Yield	Amount	Interest Pur/Sold	Total Amount	Gain/Loss
OTHER TRANSACTIONS										
Interest	07/18/2020	4581X0CW6	4,000,000.00	Inter-American Dev Bank Note 2.125% Due 1/18/2022	0.000		42,500.00	0.00	42,500.00	0.00
Interest	07/19/2020	3135G0T94	5,500,000.00	FNMA Note 2.375% Due 1/19/2023	0.000		65,312.50	0.00	65,312.50	0.00
Interest	07/19/2020	89114QC48	1,910,000.00	Toronto Dominion Bank Note 3.5% Due 7/19/2023	0.000		33,425.00	0.00	33,425.00	0.00
Interest	07/21/2020	90331HPL1	4,145,000.00	US Bank NA Callable Note Cont 12/21/2024 2.05% Due 1/21/2025	0.000		42,486.25	0.00	42,486.25	0.00
Interest	07/25/2020	45950KCM0	1,685,000.00	International Finance Corp Note 2.25% Due 1/25/2021	0.000		18,956.25	0.00	18,956.25	0.00
Interest	07/25/2020	808513AT2	2,250,000.00	Charles Schwab Corp Callable Note Cont 12/25/2022 2.65% Due 1/25/2023	0.000		29,812.50	0.00	29,812.50	0.00
Interest	07/28/2020	69353RFE3	3,050,000.00	PNC Bank Callable Note Cont 6/28/2022 2.45% Due 7/28/2022	0.000		37,362.50	0.00	37,362.50	0.00
Subtotal			40,940,000.00				464,521.04	0.00	464,521.04	0.00
Dividend	07/02/2020	60934N807	672,701.04	Federated Investors Govt Oblig Fund Inst.	0.000		8.83	0.00	8.83	0.00
Dividend	07/15/2020	90LAIF\$00	2,922,918,010.45	Local Agency Investment Fund State Pool	0.000		117,287.87	0.00	117,287.87	0.00
Subtotal			2,923,590,711.49				117,296.70	0.00	117,296.70	0.00
TOTAL OTHER TRANSACTIONS			2,964,530,711.49				581,817.74	0.00	581,817.74	0.00

City of Corona Consolidated

Income Earned



Account #10003

As of July 31, 2020

CUSIP	Security Description	Trade Date Settle Date Units	Book Value: Begin Book Value: Acq Book Value: Disp Book Value: End	Prior Accrued Inc. Received Ending Accrued Total Interest	Accr. Of Discount Amort. Of Premium Net Accret/Amort Income Earned	Total Income
FIXED INCOME						
00440EAT4	Chubb INA Holdings Inc Callable Note Cont 10/3/2020 2.3% Due 11/03/2020	02/06/2017 02/09/2017 2,545,000.00	2,556,986.95 0.00 0.00 2,556,986.95	9,430.64 0.00 14,308.56 4,877.92	0.00 0.00 0.00 4,877.92	4,877.92
02665WCJ8	American Honda Finance Note 3.45% Due 07/14/2023	07/11/2018 07/16/2018 930,000.00	928,391.10 0.00 0.00 928,391.10	14,883.88 16,042.50 1,515.13 2,673.75	0.00 0.00 0.00 2,673.75	2,673.75
02665WCQ2	American Honda Finance Note 3.625% Due 10/10/2023	10/03/2018 10/10/2018 2,260,000.00	2,258,146.80 0.00 0.00 2,258,146.80	18,433.13 0.00 25,260.21 6,827.08	0.00 0.00 0.00 6,827.08	6,827.08
037833AK6	Apple Inc Note 2.4% Due 05/03/2023	11/28/2018 11/30/2018 2,215,000.00	2,112,644.85 0.00 0.00 2,112,644.85	8,564.67 0.00 12,994.67 4,430.00	0.00 0.00 0.00 4,430.00	4,430.00
06051GHF9	Bank of America Corp Callable Note 1X 3/5/2023 3.55% Due 03/05/2024	Various Various 3,250,000.00	3,273,420.00 0.00 0.00 3,273,420.00	37,176.39 0.00 46,790.98 9,614.59	0.00 0.00 0.00 9,614.59	9,614.59
06406RAJ6	Bank of NY Mellon Corp Note 3.45% Due 08/11/2023	05/16/2019 05/20/2019 3,254,000.00	3,339,580.20 0.00 0.00 3,339,580.20	43,657.83 0.00 53,013.08 9,355.25	0.00 0.00 0.00 9,355.25	9,355.25
084670BR8	Berkshire Hathaway Callable Note Cont 1/15/2023 2.75% Due 03/15/2023	11/26/2018 11/28/2018 2,500,000.00	2,425,225.00 0.00 0.00 2,425,225.00	20,243.06 0.00 25,972.22 5,729.16	0.00 0.00 0.00 5,729.16	5,729.16
13063DRK6	California St Taxable GO 2.4% Due 10/01/2024	10/16/2019 10/24/2019 3,385,000.00	3,462,753.45 0.00 0.00 3,462,753.45	20,310.00 0.00 27,080.00 6,770.00	0.00 0.00 0.00 6,770.00	6,770.00
14913Q3B3	Caterpillar Finl Service Note 2.15% Due 11/08/2024	Various Various 2,593,000.00	2,624,484.21 0.00 0.00 2,624,484.21	8,207.57 0.00 12,853.36 4,645.79	0.00 0.00 0.00 4,645.79	4,645.79

City of Corona Consolidated

Income Earned



Account #10003

As of July 31, 2020

CUSIP	Security Description	Trade Date Settle Date Units	Book Value: Begin Book Value: Acq Book Value: Disp Book Value: End	Prior Accrued Inc. Received Ending Accrued Total Interest	Accr. Of Discount Amort. Of Premium Net Accret/Amort Income Earned	Total Income
166764AH3	Chevron Corp Callable Note Cont 3/24/2023 3.191% Due 06/24/2023	Various Various 3,000,000.00	2,982,300.00 0.00 0.00 2,982,300.00	1,861.41 0.00 9,838.92 7,977.51	0.00 0.00 0.00 7,977.51	7,977.51
24422ESL4	John Deere Capital Corp Note 2.8% Due 03/04/2021	05/24/2017 05/30/2017 1,850,000.00	1,895,010.50 0.00 0.00 1,895,010.50	16,835.00 0.00 21,151.67 4,316.67	0.00 0.00 0.00 4,316.67	4,316.67
24422ETG4	John Deere Capital Corp Note 2.8% Due 03/06/2023	Various Various 1,500,000.00	1,454,530.00 0.00 0.00 1,454,530.00	13,416.66 0.00 16,916.67 3,500.01	0.00 0.00 0.00 3,500.01	3,500.01
30231GAV4	Exxon Mobil Corp Callable Note Cont 2/1/2021 2.222% Due 03/01/2021	Various Various 2,700,000.00	2,730,414.55 0.00 0.00 2,730,414.55	19,998.00 0.00 24,997.50 4,999.50	0.00 0.00 0.00 4,999.50	4,999.50
3130A0F70	FHLB Note 3.375% Due 12/08/2023	01/16/2019 01/17/2019 3,500,000.00	3,602,165.00 0.00 0.00 3,602,165.00	7,546.88 0.00 17,390.63 9,843.75	0.00 0.00 0.00 9,843.75	9,843.75
3130A0XE5	FHLB Note 3.25% Due 03/08/2024	03/28/2019 03/29/2019 1,000,000.00	1,045,410.00 0.00 0.00 1,045,410.00	10,201.39 0.00 12,909.72 2,708.33	0.00 0.00 0.00 2,708.33	2,708.33
3130A1XJ2	FHLB Note 2.875% Due 06/14/2024	Various Various 5,500,000.00	5,740,000.40 0.00 0.00 5,740,000.40	7,467.02 0.00 20,644.10 13,177.08	0.00 0.00 0.00 13,177.08	13,177.08
3130A2UW4	FHLB Note 2.875% Due 09/13/2024	09/13/2019 09/16/2019 4,000,000.00	4,206,760.00 0.00 0.00 4,206,760.00	34,500.00 0.00 44,083.33 9,583.33	0.00 0.00 0.00 9,583.33	9,583.33
3130A7CV5	FHLB Note 1.375% Due 02/18/2021	02/17/2016 02/18/2016 3,070,000.00	3,406,183.20 0.00 348,586.00 3,057,597.20	17,373.13 1,898.26 19,112.88 3,638.01	0.00 0.00 0.00 3,638.01	3,638.01

City of Corona Consolidated

Income Earned



Account #10003

As of July 31, 2020

CUSIP	Security Description	Trade Date Settle Date Units	Book Value: Begin Book Value: Acq Book Value: Disp Book Value: End	Prior Accrued Inc. Received Ending Accrued Total Interest	Accr. Of Discount Amort. Of Premium Net Accret/Amort Income Earned	Total Income
3130A8QS5	FHLB Note 1.125% Due 07/14/2021	10/04/2016 10/06/2016 2,900,000.00	2,873,204.00 0.00 0.00 2,873,204.00	15,134.38 16,312.50 1,540.63 2,718.75	0.00 0.00 0.00 2,718.75	2,718.75
3130AB3H7	FHLB Note 2.375% Due 03/08/2024	04/29/2019 04/30/2019 4,000,000.00	4,000,280.00 0.00 0.00 4,000,280.00	29,819.44 0.00 37,736.11 7,916.67	0.00 0.00 0.00 7,916.67	7,916.67
3130AF5B9	FHLB Note 3% Due 10/12/2021	11/29/2018 11/30/2018 2,500,000.00	2,506,300.00 0.00 0.00 2,506,300.00	16,458.33 0.00 22,708.33 6,250.00	0.00 0.00 0.00 6,250.00	6,250.00
313379RB7	FHLB Note 1.875% Due 06/11/2021	08/30/2017 08/31/2017 2,500,000.00	2,518,850.00 0.00 0.00 2,518,850.00	2,604.17 0.00 6,510.42 3,906.25	0.00 0.00 0.00 3,906.25	3,906.25
3135G03U5	FNMA Note 0.625% Due 04/22/2025	04/22/2020 04/24/2020 5,270,000.00	5,259,143.80 0.00 0.00 5,259,143.80	6,130.03 0.00 8,874.83 2,744.80	0.00 0.00 0.00 2,744.80	2,744.80
3135G04Q3	FNMA Note 0.25% Due 05/22/2023	05/20/2020 05/22/2020 5,735,000.00	5,717,737.65 0.00 0.00 5,717,737.65	1,553.23 0.00 2,748.02 1,194.79	0.00 0.00 0.00 1,194.79	1,194.79
3135G04Z3	FNMA Note 0.5% Due 06/17/2025	06/17/2020 06/19/2020 3,310,000.00	3,303,148.30 0.00 0.00 3,303,148.30	551.67 0.00 1,930.83 1,379.16	0.00 0.00 0.00 1,379.16	1,379.16
3135G05G4	FNMA Note 0.25% Due 07/10/2023	07/08/2020 07/10/2020 4,755,000.00	0.00 4,744,776.75 0.00 4,744,776.75	0.00 0.00 693.44 693.44	0.00 0.00 0.00 693.44	693.44
3135G0J20	FNMA Note 1.375% Due 02/26/2021	Various Various 4,050,000.00	4,034,893.60 0.00 0.00 4,034,893.60	19,335.93 0.00 23,976.56 4,640.63	0.00 0.00 0.00 4,640.63	4,640.63

City of Corona Consolidated

Income Earned



Account #10003

As of July 31, 2020

CUSIP	Security Description	Trade Date Settle Date Units	Book Value: Begin Book Value: Acq Book Value: Disp Book Value: End	Prior Accrued Inc. Received Ending Accrued Total Interest	Accr. Of Discount Amort. Of Premium Net Accret/Amort Income Earned	Total Income
3135G0K69	FNMA Note 1.25% Due 05/06/2021	06/29/2016 06/30/2016 3,300,000.00	3,311,220.00 0.00 0.00 3,311,220.00	6,302.08 0.00 9,739.58 3,437.50	0.00 0.00 0.00 3,437.50	3,437.50
3135G0N82	FNMA Note 1.25% Due 08/17/2021	Various Various 4,100,000.00	4,086,725.40 0.00 0.00 4,086,725.40	19,076.39 0.00 23,347.22 4,270.83	0.00 0.00 0.00 4,270.83	4,270.83
3135G0Q89	FNMA Note 1.375% Due 10/07/2021	Various Various 3,925,000.00	3,873,275.45 0.00 0.00 3,873,275.45	12,592.71 0.00 17,090.11 4,497.40	0.00 0.00 0.00 4,497.40	4,497.40
3135G0S38	FNMA Note 2% Due 01/05/2022	01/11/2017 01/12/2017 4,000,000.00	3,996,900.00 0.00 0.00 3,996,900.00	39,111.11 40,000.00 5,777.78 6,666.67	0.00 0.00 0.00 6,666.67	6,666.67
3135G0T45	FNMA Note 1.875% Due 04/05/2022	06/19/2017 06/20/2017 4,650,000.00	4,649,297.85 0.00 0.00 4,649,297.85	20,828.13 0.00 28,093.75 7,265.62	0.00 0.00 0.00 7,265.62	7,265.62
3135G0T94	FNMA Note 2.375% Due 01/19/2023	04/11/2018 04/12/2018 5,500,000.00	5,418,930.00 0.00 0.00 5,418,930.00	58,781.25 65,312.50 4,354.17 10,885.42	0.00 0.00 0.00 10,885.42	10,885.42
3135G0W66	FNMA Note 1.625% Due 10/15/2024	Various Various 4,080,000.00	4,143,283.20 0.00 0.00 4,143,283.20	13,996.67 0.00 19,521.66 5,524.99	0.00 0.00 0.00 5,524.99	5,524.99
3135G0X24	FNMA Note 1.625% Due 01/07/2025	Various Various 4,220,000.00	4,282,878.20 0.00 0.00 4,282,878.20	32,573.13 33,716.04 4,571.67 5,714.58	0.00 0.00 0.00 5,714.58	5,714.58
3137B4WB8	FHLMC K033 A2 3.06% Due 07/25/2023	07/23/2019 07/26/2019 3,350,000.00	3,458,875.00 0.00 0.00 3,458,875.00	1,708.50 8,542.50 1,708.50 8,542.50	0.00 0.00 0.00 8,542.50	8,542.50

City of Corona Consolidated

Income Earned



Account #10003

As of July 31, 2020

CUSIP	Security Description	Trade Date Settle Date Units	Book Value: Begin Book Value: Acq Book Value: Disp Book Value: End	Prior Accrued Inc. Received Ending Accrued Total Interest	Accr. Of Discount Amort. Of Premium Net Accret/Amort Income Earned	Total Income
3137B5JM6	FHLMC K034 A2 3.531% Due 07/25/2023	08/28/2018 08/31/2018 3,850,000.00	3,931,662.11 0.00 0.00 3,931,662.11	11,328.63 11,328.63 11,328.63 11,328.63	0.00 0.00 0.00 11,328.63	11,328.63
3137B7MZ9	FHLMC K036 A2 3.527% Due 10/25/2023	Various Various 3,750,000.00	3,837,910.16 0.00 0.00 3,837,910.16	2,204.38 11,021.88 2,204.38 11,021.88	0.00 0.00 0.00 11,021.88	11,021.88
3137BDDC7	FHLMC K716 A2 3.13% Due 06/25/2021	09/12/2017 09/14/2017 1,220,450.18	1,272,749.71 0.00 2,242.00 1,270,507.71	637.79 3,188.96 636.67 3,187.84	0.00 0.00 0.00 3,187.84	3,187.84
3137BFDQ1	FHLMC K717 A2 2.991% Due 09/25/2021	01/04/2018 01/09/2018 2,099,849.19	2,124,642.56 0.00 3,158.00 2,121,484.56	5,241.67 5,241.67 5,233.87 5,233.87	0.00 0.00 0.00 5,233.87	5,233.87
3137BM6P6	FHLMC K721 A2 3.09% Due 08/25/2022	Various Various 4,000,000.00	4,140,475.70 0.00 0.00 4,140,475.70	10,300.00 10,300.00 10,300.00 10,300.00	0.00 0.00 0.00 10,300.00	10,300.00
3137BYPQ7	FHLMC K726 A2 2.905% Due 04/25/2024	04/22/2019 04/25/2019 3,885,145.84	3,916,530.76 0.00 3,612.20 3,912,918.56	9,413.97 9,413.97 9,405.29 9,405.29	0.00 0.00 0.00 9,405.29	9,405.29
3137EAEC9	FHLMC Note 1.125% Due 08/12/2021	Various Various 4,125,000.00	4,090,903.75 0.00 0.00 4,090,903.75	17,917.97 0.00 21,785.16 3,867.19	0.00 0.00 0.00 3,867.19	3,867.19
3137EAEN5	FHLMC Note 2.75% Due 06/19/2023	Various Various 4,550,000.00	4,527,967.50 0.00 0.00 4,527,967.50	4,170.84 0.00 14,597.91 10,427.07	0.00 0.00 0.00 10,427.07	10,427.07
3137EAEP0	FHLMC Note 1.5% Due 02/12/2025	02/13/2020 02/14/2020 6,575,000.00	6,569,937.25 0.00 0.00 6,569,937.25	37,532.29 0.00 45,751.04 8,218.75	0.00 0.00 0.00 8,218.75	8,218.75

City of Corona Consolidated

Account #10003

Income Earned

As of July 31, 2020



CUSIP	Security Description	Trade Date Settle Date Units	Book Value: Begin Book Value: Acq Book Value: Disp Book Value: End	Prior Accrued Inc. Received Ending Accrued Total Interest	Accr. Of Discount Amort. Of Premium Net Accret/Amort Income Earned	Total Income
3137EAER6	FHLMC Note 0.375% Due 05/05/2023	05/05/2020 05/07/2020 5,790,000.00	5,787,568.20 0.00 0.00 5,787,568.20	3,256.88 0.00 5,066.25 1,809.37	0.00 0.00 0.00 1,809.37	1,809.37
3137EAEU9	FHLMC Note 0.375% Due 07/21/2025	07/21/2020 07/23/2020 3,540,000.00	0.00 3,522,370.80 0.00 3,522,370.80	0.00 0.00 295.00 295.00	0.00 0.00 0.00 295.00	295.00
369550BE7	General Dynamics Corp Note 3% Due 05/11/2021	Various Various 2,970,000.00	2,949,150.50 0.00 0.00 2,949,150.50	12,375.00 0.00 19,800.00 7,425.00	0.00 0.00 0.00 7,425.00	7,425.00
404280BA6	HSBC Holdings PLC Note 3.6% Due 05/25/2023	05/15/2019 05/17/2019 1,200,000.00	1,228,680.00 0.00 0.00 1,228,680.00	4,320.00 0.00 7,920.00 3,600.00	0.00 0.00 0.00 3,600.00	3,600.00
404280BS7	HSBC Holdings PLC Callable Note 1X 5/18/2023 3.95% Due 05/18/2024	Various Various 2,750,000.00	2,887,177.50 0.00 0.00 2,887,177.50	12,974.65 0.00 22,026.73 9,052.08	0.00 0.00 0.00 9,052.08	9,052.08
43811BAC8	Honda Auto Receivables Trust 2017-2 A3 1.68% Due 08/16/2021	04/27/2018 04/30/2018 387,275.84	487,727.63 0.00 106,472.71 381,254.92	369.92 693.60 289.17 612.85	0.00 0.00 0.00 612.85	612.85
43813DAC2	Honda Auto Receivables 2020-2 A3 0.82% Due 07/15/2024	05/18/2020 05/27/2020 980,000.00	979,922.87 0.00 0.00 979,922.87	357.16 669.67 357.16 669.67	0.00 0.00 0.00 669.67	669.67
43815HAC1	Honda Auto Receivables Trust 2018-3 A3 2.95% Due 08/22/2022	08/21/2018 08/28/2018 1,496,265.51	1,624,124.57 0.00 128,064.35 1,496,060.22	1,331.06 3,993.19 1,226.11 3,888.24	0.00 0.00 0.00 3,888.24	3,888.24
43815NAC8	Honda Auto Receivables Trust 2019-3 A3 1.78% Due 08/15/2023	08/20/2019 08/27/2019 2,030,000.00	2,029,983.15 0.00 0.00 2,029,983.15	1,605.96 3,011.17 1,605.96 3,011.17	0.00 0.00 0.00 3,011.17	3,011.17

City of Corona Consolidated

Income Earned



Account #10003

As of July 31, 2020

CUSIP	Security Description	Trade Date Settle Date Units	Book Value: Begin Book Value: Acq Book Value: Disp Book Value: End	Prior Accrued Inc. Received Ending Accrued Total Interest	Accr. Of Discount Amort. Of Premium Net Accret/Amort Income Earned	Total Income
44932HAC7	IBM Credit Corp Note 2.2% Due 09/08/2022	11/29/2017 12/01/2017 2,955,000.00	2,905,001.40 0.00 0.00 2,905,001.40	20,405.92 0.00 25,823.42 5,417.50	0.00 0.00 0.00 5,417.50	5,417.50
4581X0CW6	Inter-American Dev Bank Note 2.125% Due 01/18/2022	11/03/2017 11/07/2017 4,000,000.00	4,008,600.00 0.00 0.00 4,008,600.00	38,486.11 42,500.00 3,069.44 7,083.33	0.00 0.00 0.00 7,083.33	7,083.33
4581X0CZ9	Inter-American Dev Bank Note 1.75% Due 09/14/2022	Various Various 3,600,000.00	3,512,573.00 0.00 0.00 3,512,573.00	18,725.00 0.00 23,975.00 5,250.00	0.00 0.00 0.00 5,250.00	5,250.00
459058GA5	Intl. Bank Recon & Development Note 1.625% Due 09/04/2020	11/03/2017 11/07/2017 600,000.00	3,972,680.00 0.00 3,376,778.00 595,902.00	21,125.00 21,345.77 3,981.25 4,202.02	0.00 0.00 0.00 4,202.02	4,202.02
45950KCM0	International Finance Corp Note 2.25% Due 01/25/2021	01/18/2018 01/25/2018 1,685,000.00	1,680,046.10 0.00 0.00 1,680,046.10	16,428.75 18,956.25 631.88 3,159.38	0.00 0.00 0.00 3,159.38	3,159.38
477870AC3	John Deere Owner Trust 2019-B A3 2.21% Due 12/15/2023	07/16/2019 07/24/2019 1,010,000.00	1,009,785.58 0.00 0.00 1,009,785.58	992.04 1,860.08 992.04 1,860.08	0.00 0.00 0.00 1,860.08	1,860.08
47787NAC3	John Deere Owner Trust 2020-B A3 0.51% Due 11/15/2024	07/14/2020 07/22/2020 740,000.00	0.00 739,887.22 0.00 739,887.22	0.00 0.00 94.35 94.35	0.00 0.00 0.00 94.35	94.35
47788BAD6	John Deere Owner Trust 2017-B A3 1.82% Due 10/15/2021	07/11/2017 07/18/2017 41,176.32	53,740.69 0.00 12,567.39 41,173.30	43.47 81.51 33.31 71.35	0.00 0.00 0.00 71.35	71.35
47788CAC6	John Deere Owner Trust 2018-A A3 2.66% Due 04/18/2022	02/21/2018 02/28/2018 305,771.95	340,974.00 0.00 35,224.02 305,749.98	403.14 755.88 361.49 714.23	0.00 0.00 0.00 714.23	714.23

City of Corona Consolidated

Income Earned



Account #10003

As of July 31, 2020

CUSIP	Security Description	Trade Date Settle Date Units	Book Value: Begin Book Value: Acq Book Value: Disp Book Value: End	Prior Accrued Inc. Received Ending Accrued Total Interest	Accr. Of Discount Amort. Of Premium Net Accret/Amort Income Earned	Total Income
47788EAC2	John Deere Owner Trust 2018-B A3 3.08% Due 11/15/2022	07/18/2018 07/25/2018 1,721,483.13	1,827,595.59 0.00 106,242.95 1,721,352.64	2,501.96 4,691.18 2,356.52 4,545.74	0.00 0.00 0.00 4,545.74	4,545.74
47789JAD8	John Deere Owner Trust 2019-A A3 2.91% Due 07/17/2023	08/27/2019 08/29/2019 2,500,000.00	2,552,050.78 0.00 0.00 2,552,050.78	3,233.33 6,062.50 3,233.33 6,062.50	0.00 0.00 0.00 6,062.50	6,062.50
47789KAC7	John Deere Owner Trust 2020-A A3 1.1% Due 08/15/2024	Various Various 2,065,000.00	1,579,903.46 489,546.88 0.00 2,069,450.34	772.44 1,552.07 1,009.55 1,789.18	0.00 0.00 0.00 1,789.18	1,789.18
48128BAB7	JP Morgan Chase & Co Callable Note 1X 1/15/2022 2.972% Due 01/15/2023	Various Various 3,250,000.00	3,228,657.50 0.00 0.00 3,228,657.50	44,538.73 48,295.00 4,292.89 8,049.16	0.00 0.00 0.00 8,049.16	8,049.16
58770FAC6	Mercedes Benz Auto Lease Trust 2020-A A3 1.84% Due 12/15/2022	01/21/2020 01/29/2020 1,050,000.00	1,049,861.61 0.00 0.00 1,049,861.61	858.67 1,610.00 858.67 1,610.00	0.00 0.00 0.00 1,610.00	1,610.00
594918BG8	Microsoft Callable Note Cont. 10/3/2020 2% Due 11/03/2020	10/29/2015 11/03/2015 1,035,000.00	1,034,172.00 0.00 0.00 1,034,172.00	3,335.00 0.00 5,060.00 1,725.00	0.00 0.00 0.00 1,725.00	1,725.00
594918BP8	Microsoft Callable Note Cont 7/8/2021 1.55% Due 08/08/2021	Various 08/08/2016 1,875,000.00	1,872,774.45 0.00 0.00 1,872,774.45	11,544.28 0.00 13,966.15 2,421.87	0.00 0.00 0.00 2,421.87	2,421.87
654747AD6	Nissan Auto Receivables Trust 2017-A A3 1.74% Due 08/16/2021	12/27/2017 12/29/2017 59,713.32	100,801.18 0.00 41,468.06 59,333.12	73.55 147.10 43.29 116.84	0.00 0.00 0.00 116.84	116.84
65479JAD5	Nissan Auto Receivables Owner 2019-C A3 1.93% Due 07/15/2024	10/16/2019 10/23/2019 2,170,000.00	2,169,885.42 0.00 0.00 2,169,885.42	1,861.38 3,490.08 1,861.38 3,490.08	0.00 0.00 0.00 3,490.08	3,490.08

City of Corona Consolidated

Account #10003

Income Earned

As of July 31, 2020



CUSIP	Security Description	Trade Date Settle Date Units	Book Value: Begin Book Value: Acq Book Value: Disp Book Value: End	Prior Accrued Inc. Received Ending Accrued Total Interest	Accr. Of Discount Amort. Of Premium Net Accret/Amort Income Earned	Total Income
68389XBK0	Oracle Corp Callable Note Cont 8/15/2021 1.9% Due 09/15/2021	Various Various 3,325,000.00	3,255,728.25 0.00 0.00 3,255,728.25	18,601.52 0.00 23,866.11 5,264.59	0.00 0.00 0.00 5,264.59	5,264.59
69353RFE3	PNC Bank Callable Note Cont 6/28/2022 2.45% Due 07/28/2022	07/25/2017 07/28/2017 3,050,000.00	3,049,725.50 0.00 0.00 3,049,725.50	31,758.13 37,362.50 622.71 6,227.08	0.00 0.00 0.00 6,227.08	6,227.08
69371RP59	Paccar Financial Corp Note 3.4% Due 08/09/2023	08/06/2018 08/09/2018 2,300,000.00	2,299,057.00 0.00 0.00 2,299,057.00	30,845.56 0.00 37,362.22 6,516.66	0.00 0.00 0.00 6,516.66	6,516.66
69371RQ25	Paccar Financial Corp Note 2.15% Due 08/15/2024	08/08/2019 08/15/2019 715,000.00	713,419.85 0.00 0.00 713,419.85	5,807.39 0.00 7,088.43 1,281.04	0.00 0.00 0.00 1,281.04	1,281.04
78015K7C2	Royal Bank of Canada Note 2.25% Due 11/01/2024	12/05/2019 12/09/2019 3,600,000.00	3,598,128.00 0.00 0.00 3,598,128.00	13,500.00 0.00 20,250.00 6,750.00	0.00 0.00 0.00 6,750.00	6,750.00
808513AT2	Charles Schwab Corp Callable Note Cont 12/25/2022 2.65% Due 01/25/2023	Various Various 2,250,000.00	2,273,392.50 0.00 0.00 2,273,392.50	25,837.50 29,812.50 993.75 4,968.75	0.00 0.00 0.00 4,968.75	4,968.75
857477AV5	State Street Bank Note 1.95% Due 05/19/2021	Various Various 2,075,000.00	2,067,408.60 0.00 0.00 2,067,408.60	4,720.63 0.00 8,092.50 3,371.87	0.00 0.00 0.00 3,371.87	3,371.87
89114QC48	Toronto Dominion Bank Note 3.5% Due 07/19/2023	07/27/2018 07/31/2018 1,910,000.00	1,904,461.00 0.00 0.00 1,904,461.00	30,082.50 33,425.00 2,228.33 5,570.83	0.00 0.00 0.00 5,570.83	5,570.83
89114QCB2	Toronto Dominion Bank Note 3.25% Due 03/11/2024	03/26/2019 03/28/2019 1,270,000.00	1,286,078.20 0.00 0.00 1,286,078.20	12,611.81 0.00 16,051.39 3,439.58	0.00 0.00 0.00 3,439.58	3,439.58

City of Corona Consolidated

Account #10003

Income Earned

As of July 31, 2020



CUSIP	Security Description	Trade Date Settle Date Units	Book Value: Begin Book Value: Acq Book Value: Disp Book Value: End	Prior Accrued Inc. Received Ending Accrued Total Interest	Accr. Of Discount Amort. Of Premium Net Accret/Amort Income Earned	Total Income
89236TDP7	Toyota Motor Credit Corp Note 2.6% Due 01/11/2022	Various Various 3,100,000.00	3,038,938.00 0.00 0.00 3,038,938.00	38,061.11 40,300.00 4,477.78 6,716.67	0.00 0.00 0.00 6,716.67	6,716.67
89238TAD5	Toyota Auto Receivables Trust 2018-B A3 2.96% Due 09/15/2022	07/25/2019 07/29/2019 2,327,133.23	2,563,081.81 0.00 211,313.69 2,351,768.12	3,336.56 6,256.04 3,061.47 5,980.95	0.00 0.00 0.00 5,980.95	5,980.95
90331HPL1	US Bank NA Callable Note Cont 12/21/2024 2.05% Due 01/21/2025	01/16/2020 01/21/2020 4,145,000.00	4,136,171.15 0.00 0.00 4,136,171.15	37,765.56 42,486.25 2,360.35 7,081.04	0.00 0.00 0.00 7,081.04	7,081.04
9128283D0	US Treasury Note 2.25% Due 10/31/2024	11/07/2019 11/08/2019 4,000,000.00	4,090,468.75 0.00 0.00 4,090,468.75	15,163.04 0.00 22,744.57 7,581.53	0.00 0.00 0.00 7,581.53	7,581.53
912828B66	US Treasury Note 2.75% Due 02/15/2024	Various Various 5,000,000.00	5,121,796.88 0.00 0.00 5,121,796.88	51,751.37 0.00 63,461.54 11,710.17	0.00 0.00 0.00 11,710.17	11,710.17
912828D56	US Treasury Note 2.375% Due 08/15/2024	12/12/2019 12/13/2019 5,000,000.00	5,140,234.38 0.00 0.00 5,140,234.38	44,694.37 0.00 54,807.69 10,113.32	0.00 0.00 0.00 10,113.32	10,113.32
912828J43	US Treasury Note 1.75% Due 02/28/2022	03/13/2017 03/15/2017 4,350,000.00	4,271,340.74 0.00 0.00 4,271,340.74	25,443.95 0.00 31,856.66 6,412.71	0.00 0.00 0.00 6,412.71	6,412.71
912828L24	US Treasury Note 1.875% Due 08/31/2022	10/17/2017 10/18/2017 4,500,000.00	4,478,906.25 0.00 0.00 4,478,906.25	28,201.43 0.00 35,309.10 7,107.67	0.00 0.00 0.00 7,107.67	7,107.67
912828N30	US Treasury Note 2.125% Due 12/31/2022	01/25/2018 01/26/2018 4,800,000.00	4,725,375.00 0.00 0.00 4,725,375.00	277.17 0.00 8,869.57 8,592.40	0.00 0.00 0.00 8,592.40	8,592.40

City of Corona Consolidated

Income Earned



Account #10003

As of July 31, 2020

CUSIP	Security Description	Trade Date Settle Date Units	Book Value: Begin Book Value: Acq Book Value: Disp Book Value: End	Prior Accrued Inc. Received Ending Accrued Total Interest	Accr. Of Discount Amort. Of Premium Net Accret/Amort Income Earned	Total Income
912828T34	US Treasury Note Due 09/30/2021	11/09/2016 11/10/2016 0.00	4,055,243.31 0.00 4,055,243.31 0.00	11,664.96 12,806.10 0.00 1,141.14	0.00 0.00 0.00 1,141.14	1,141.14
912828T91	US Treasury Note 1.625% Due 10/31/2023	05/29/2019 05/30/2019 5,000,000.00	4,909,960.94 0.00 0.00 4,909,960.94	13,688.86 0.00 20,533.29 6,844.43	0.00 0.00 0.00 6,844.43	6,844.43
912828V23	US Treasury Note 2.25% Due 12/31/2023	06/21/2019 06/24/2019 4,500,000.00	4,588,417.97 0.00 0.00 4,588,417.97	275.14 0.00 8,804.35 8,529.21	0.00 0.00 0.00 8,529.21	8,529.21
912828X70	US Treasury Note 2% Due 04/30/2024	Various Various 4,800,000.00	4,833,281.25 0.00 0.00 4,833,281.25	16,173.92 0.00 24,260.86 8,086.94	0.00 0.00 0.00 8,086.94	8,086.94
912828XG0	US Treasury Note 2.125% Due 06/30/2022	08/15/2017 08/17/2017 4,000,000.00	4,056,732.15 0.00 0.00 4,056,732.15	230.98 0.00 7,391.30 7,160.32	0.00 0.00 0.00 7,160.32	7,160.32
912828XX3	US Treasury Note 2% Due 06/30/2024	Various Various 4,900,000.00	4,942,253.91 0.00 0.00 4,942,253.91	266.30 0.00 8,521.74 8,255.44	0.00 0.00 0.00 8,255.44	8,255.44
912828ZC7	US Treasury Note 1.125% Due 02/28/2025	03/18/2020 03/19/2020 7,000,000.00	7,108,007.81 0.00 0.00 7,108,007.81	26,321.33 0.00 32,955.16 6,633.83	0.00 0.00 0.00 6,633.83	6,633.83
92348AAA3	Verizon Owner Trust 2019-C A1A 1.94% Due 04/22/2024	10/01/2019 10/08/2019 1,390,000.00	1,389,892.83 0.00 0.00 1,389,892.83	823.96 2,247.17 823.96 2,247.17	0.00 0.00 0.00 2,247.17	2,247.17
931142EK5	Wal-Mart Stores Callable Note Cont 5/26/2023 3.4% Due 06/26/2023	05/08/2019 05/13/2019 2,000,000.00	2,056,900.00 0.00 0.00 2,056,900.00	944.44 0.00 6,611.11 5,666.67	0.00 0.00 0.00 5,666.67	5,666.67

City of Corona Consolidated

Account #10003

Income Earned

As of July 31, 2020



CUSIP	Security Description	Trade Date Settle Date Units	Book Value: Begin Book Value: Acq Book Value: Disp Book Value: End	Prior Accrued Inc. Received Ending Accrued Total Interest	Accr. Of Discount Amort. Of Premium Net Accret/Amort Income Earned	Total Income
			298,719,967.37	1,416,180.24	0.00	
			9,496,581.65	596,730.02	0.00	
			8,430,972.68	1,352,636.47	0.00	
Total Fixed Income		298,366,264.51	299,785,576.34	533,186.25	533,186.25	533,186.25
CASH & EQUIVALENT						
60934N807	Federated Investors	Various	672,701.04	0.00	0.00	8.83
	Govt Oblig Fund Inst.	Various	171,778.97	8.83	0.00	
		354,592.28	489,887.73	0.00	0.00	
			354,592.28	8.83	8.83	
			672,701.04	0.00	0.00	
			171,778.97	8.83	0.00	
			489,887.73	0.00	0.00	
Total Cash & Equivalent		354,592.28	354,592.28	8.83	8.83	8.83
LOCAL AGENCY INVESTMENT FUND						
90LAIF\$00	Local Agency Investment Fund	04/08/2020	47,373,322.35	109,609.15	0.00	35,206.82
	State Pool	04/08/2020	26,017,287.87	117,287.87	0.00	
		29,890,610.22	43,500,000.00	27,528.10	0.00	
			29,890,610.22	35,206.82	35,206.82	
			47,373,322.35	109,609.15	0.00	
			26,017,287.87	117,287.87	0.00	
			43,500,000.00	27,528.10	0.00	
Total Local Agency Investment Fund		29,890,610.22	29,890,610.22	35,206.82	35,206.82	35,206.82
			346,765,990.76	1,525,789.39	0.00	
			35,685,648.49	714,026.72	0.00	
			52,420,860.41	1,380,164.57	0.00	
TOTAL PORTFOLIO		328,611,467.01	330,030,778.84	568,401.90	568,401.90	568,401.90

City of Corona Consolidated

Cash Flow Report



Account #10003

As of July 31, 2020

Payment Date	Transaction Type	CUSIP	Quantity	Security Description	Principal Amount	Income	Total Amount
08/08/2020	Interest	594918BP8	1,875,000.00	Microsoft Callable Note Cont 7/8/2021 1.55% Due 8/8/2021	0.00	14,531.25	14,531.25
08/09/2020	Interest	69371RP59	2,300,000.00	Paccar Financial Corp Note 3.4% Due 8/9/2023	0.00	39,100.00	39,100.00
08/11/2020	Interest	06406RAJ6	3,254,000.00	Bank of NY Mellon Corp Note 3.45% Due 8/11/2023	0.00	56,131.50	56,131.50
08/12/2020	Interest	3137EAEP0	6,575,000.00	FHLMC Note 1.5% Due 2/12/2025	0.00	48,764.58	48,764.58
08/12/2020	Interest	3137EAEC9	4,125,000.00	FHLMC Note 1.125% Due 8/12/2021	0.00	23,203.13	23,203.13
08/15/2020	Interest	69371RQ25	715,000.00	Paccar Financial Corp Note 2.15% Due 8/15/2024	0.00	7,686.25	7,686.25
08/15/2020	Interest	912828D56	5,000,000.00	US Treasury Note 2.375% Due 8/15/2024	0.00	59,375.00	59,375.00
08/15/2020	Interest	912828B66	5,000,000.00	US Treasury Note 2.75% Due 2/15/2024	0.00	68,750.00	68,750.00
08/15/2020	Paydown	477870AC3	1,010,000.00	John Deere Owner Trust 2019-B A3 2.21% Due 12/15/2023	23,622.68	1,860.08	25,482.76
08/15/2020	Paydown	89238TAD5	2,327,133.23	Toyota Auto Receivables Trust 2018-B A3 2.96% Due 9/15/2022	84,214.83	5,740.26	89,955.09
08/15/2020	Paydown	43811BAC8	387,275.84	Honda Auto Receivables Trust 2017-2 A3 1.68% Due 8/16/2021	27,411.71	542.19	27,953.90
08/15/2020	Paydown	43813DAC2	980,000.00	Honda Auto Receivables 2020-2 A3 0.82% Due 7/15/2024	20,090.63	669.67	20,760.30
08/15/2020	Paydown	47788BAD6	41,176.32	John Deere Owner Trust 2017-B A3 1.82% Due 10/15/2021	4,555.03	62.45	4,617.48
08/15/2020	Paydown	47788EAC2	1,721,483.13	John Deere Owner Trust 2018-B A3 3.08% Due 11/15/2022	57,563.34	4,418.47	61,981.81
08/15/2020	Paydown	47789JAD8	2,500,000.00	John Deere Owner Trust 2019-A A3 2.91% Due 7/17/2023	64,732.28	6,062.50	70,794.78
08/15/2020	Paydown	58770FAC6	1,050,000.00	Mercedes Benz Auto Lease Trust 2020-A A3 1.84% Due 12/15/2022	0.00	1,610.00	1,610.00
08/15/2020	Paydown	43815NAC8	2,030,000.00	Honda Auto Receivables Trust 2019-3 A3 1.78% Due 8/15/2023	112,265.61	3,011.17	115,276.78

City of Corona Consolidated

Cash Flow Report



Account #10003

As of July 31, 2020

Payment Date	Transaction Type	CUSIP	Quantity	Security Description	Principal Amount	Income	Total Amount
08/15/2020	Paydown	47788CAC6	305,771.95	John Deere Owner Trust 2018-A A3 2.66% Due 4/18/2022	13,615.08	677.79	14,292.87
08/15/2020	Paydown	47789KAC7	2,065,000.00	John Deere Owner Trust 2020-A A3 1.1% Due 8/15/2024	39,425.07	1,892.91	41,317.98
08/15/2020	Paydown	65479JAD5	2,170,000.00	Nissan Auto Receivables Owner 2019-C A3 1.93% Due 7/15/2024	42,861.81	3,490.08	46,351.89
08/16/2020	Paydown	654747AD6	59,713.32	Nissan Auto Receivables Trust 2017-A A3 1.74% Due 8/16/2021	4,544.42	86.58	4,631.00
08/17/2020	Interest	3135G0N82	4,100,000.00	FNMA Note 1.25% Due 8/17/2021	0.00	25,625.00	25,625.00
08/18/2020	Interest	3130A7CV5	3,070,000.00	FHLB Note 1.375% Due 2/18/2021	0.00	21,106.25	21,106.25
08/19/2020	Interest	3137BDDC7	1,220,450.18	FHLMC K716 A2 3.13% Due 6/25/2021	0.00	3,188.96	3,188.96
08/20/2020	Paydown	92348AAA3	1,390,000.00	Verizon Owner Trust 2019-C A1A 1.94% Due 4/22/2024	28,714.56	2,247.17	30,961.73
08/21/2020	Paydown	3137BFDQ1	0.00	FHLMC K717 A2 2.991% Due 9/25/2021	3,125.79	5,241.67	8,367.46
08/21/2020	Paydown	43815HAC1	1,496,265.51	Honda Auto Receivables Trust 2018-3 A3 2.95% Due 8/22/2022	187,973.16	3,678.32	191,651.48
08/21/2020	Paydown	3137B5JM6	0.00	FHLMC K034 A2 3.531% Due 7/25/2023	0.00	11,328.63	11,328.63
08/21/2020	Paydown	3137BDDC7	0.00	FHLMC K716 A2 3.13% Due 6/25/2021	2,153.67	3,188.96	5,342.63
08/21/2020	Paydown	3137BM6P6	0.00	FHLMC K721 A2 3.09% Due 8/25/2022	0.00	10,300.00	10,300.00
08/21/2020	Paydown	3137BYPQ7	0.00	FHLMC K726 A2 2.905% Due 4/25/2024	3,586.56	9,413.97	13,000.53
08/25/2020	Interest	3137B5JM6	3,850,000.00	FHLMC K034 A2 3.531% Due 7/25/2023	0.00	11,328.63	11,328.63
08/25/2020	Interest	3137B7MZ9	3,750,000.00	FHLMC K036 A2 3.527% Due 10/25/2023	0.00	11,021.87	11,021.87
08/25/2020	Interest	3137BM6P6	4,000,000.00	FHLMC K721 A2 3.09% Due 8/25/2022	0.00	10,300.00	10,300.00

City of Corona Consolidated

Cash Flow Report



Account #10003

As of July 31, 2020

Payment Date	Transaction Type	CUSIP	Quantity	Security Description	Principal Amount	Income	Total Amount
08/25/2020	Interest	3137BYPQ7	3,885,145.84	FHLMC K726 A2 2.905% Due 4/25/2024	0.00	9,405.29	9,405.29
08/25/2020	Paydown	3137B4WB8	3,350,000.00	FHLMC K033 A2 3.06% Due 7/25/2023	0.00	8,542.50	8,542.50
08/25/2020	Paydown	3137BFDQ1	2,099,849.19	FHLMC K717 A2 2.991% Due 9/25/2021	0.00	5,233.87	5,233.87
08/26/2020	Interest	3135G0J20	4,050,000.00	FNMA Note 1.375% Due 2/26/2021	0.00	27,843.75	27,843.75
08/31/2020	Interest	912828ZC7	7,000,000.00	US Treasury Note 1.125% Due 2/28/2025	0.00	39,375.00	39,375.00
08/31/2020	Interest	912828L24	4,500,000.00	US Treasury Note 1.875% Due 8/31/2022	0.00	42,187.50	42,187.50
08/31/2020	Interest	912828J43	4,350,000.00	US Treasury Note 1.75% Due 2/28/2022	0.00	38,062.50	38,062.50
AUG 2020					720,456.23	646,285.70	1,366,741.93
09/01/2020	Interest	30231GAV4	2,700,000.00	Exxon Mobil Corp Callable Note Cont 2/1/2021 2.222% Due 3/1/2021	0.00	29,997.00	29,997.00
09/04/2020	Interest	24422ESL4	1,850,000.00	John Deere Capital Corp Note 2.8% Due 3/4/2021	0.00	25,900.00	25,900.00
09/04/2020	Maturity	459058GA5	600,000.00	Intl. Bank Recon & Development Note 1.625% Due 9/4/2020	600,000.00	4,875.00	604,875.00
09/05/2020	Interest	06051GHF9	3,250,000.00	Bank of America Corp Callable Note 1X 3/5/2023 3.55% Due 3/5/2024	0.00	57,687.50	57,687.50
09/06/2020	Interest	24422ETG4	1,500,000.00	John Deere Capital Corp Note 2.8% Due 3/6/2023	0.00	21,000.00	21,000.00
09/08/2020	Interest	44932HAC7	2,955,000.00	IBM Credit Corp Note 2.2% Due 9/8/2022	0.00	32,505.00	32,505.00
09/08/2020	Interest	3130A0XE5	1,000,000.00	FHLB Note 3.25% Due 3/8/2024	0.00	16,250.00	16,250.00
09/08/2020	Interest	3130AB3H7	4,000,000.00	FHLB Note 2.375% Due 3/8/2024	0.00	47,500.00	47,500.00
09/11/2020	Interest	89114QCB2	1,270,000.00	Toronto Dominion Bank Note 3.25% Due 3/11/2024	0.00	20,637.50	20,637.50

City of Corona Consolidated

Cash Flow Report



Account #10003

As of July 31, 2020

Payment Date	Transaction Type	CUSIP	Quantity	Security Description	Principal Amount	Income	Total Amount
09/13/2020	Interest	3130A2UW4	4,000,000.00	FHLB Note 2.875% Due 9/13/2024	0.00	57,500.00	57,500.00
09/14/2020	Interest	4581X0CZ9	3,600,000.00	Inter-American Dev Bank Note 1.75% Due 9/14/2022	0.00	31,500.00	31,500.00
09/15/2020	Interest	084670BR8	2,500,000.00	Berkshire Hathaway Callable Note Cont 1/15/2023 2.75% Due 3/15/2023	0.00	34,375.00	34,375.00
09/15/2020	Interest	68389XBK0	3,325,000.00	Oracle Corp Callable Note Cont 8/15/2021 1.9% Due 9/15/2021	0.00	31,587.50	31,587.50
09/15/2020	Paydown	47788CAC6	305,771.95	John Deere Owner Trust 2018-A A3 2.66% Due 4/18/2022	13,641.74	647.61	14,289.35
09/15/2020	Paydown	47789JAD8	2,500,000.00	John Deere Owner Trust 2019-A A3 2.91% Due 7/17/2023	64,885.48	5,905.52	70,791.00
09/15/2020	Paydown	65479JAD5	2,170,000.00	Nissan Auto Receivables Owner 2019-C A3 1.93% Due 7/15/2024	42,958.24	3,421.15	46,379.39
09/15/2020	Paydown	43813DAC2	980,000.00	Honda Auto Receivables 2020-2 A3 0.82% Due 7/15/2024	20,104.36	655.94	20,760.30
09/15/2020	Paydown	43815NAC8	2,030,000.00	Honda Auto Receivables Trust 2019-3 A3 1.78% Due 8/15/2023	109,583.28	2,844.64	112,427.92
09/15/2020	Paydown	47788BAD6	41,176.32	John Deere Owner Trust 2017-B A3 1.82% Due 10/15/2021	4,298.77	55.54	4,354.31
09/15/2020	Paydown	47788EAC2	1,721,483.13	John Deere Owner Trust 2018-B A3 3.08% Due 11/15/2022	57,841.55	4,270.73	62,112.28
09/15/2020	Paydown	47789KAC7	2,065,000.00	John Deere Owner Trust 2020-A A3 1.1% Due 8/15/2024	39,533.48	1,856.78	41,390.26
09/15/2020	Paydown	43811BAC8	387,275.84	Honda Auto Receivables Trust 2017-2 A3 1.68% Due 8/16/2021	27,450.09	503.81	27,953.90
09/15/2020	Paydown	58770FAC6	1,050,000.00	Mercedes Benz Auto Lease Trust 2020-A A3 1.84% Due 12/15/2022	0.00	1,610.00	1,610.00
09/15/2020	Paydown	89238TAD5	2,327,133.23	Toyota Auto Receivables Trust 2018-B A3 2.96% Due 9/15/2022	84,621.86	5,532.53	90,154.39
09/15/2020	Paydown	477870AC3	1,010,000.00	John Deere Owner Trust 2019-B A3 2.21% Due 12/15/2023	23,671.89	1,816.58	25,488.47
09/15/2020	Paydown	47787NAC3	740,000.00	John Deere Owner Trust 2020-B A3 0.51% Due 11/15/2024	0.00	555.62	555.62

City of Corona Consolidated

Cash Flow Report



Account #10003

As of July 31, 2020

Payment Date	Transaction Type	CUSIP	Quantity	Security Description	Principal Amount	Income	Total Amount
09/16/2020	Paydown	654747AD6	59,713.32	Nissan Auto Receivables Trust 2017-A A3 1.74% Due 8/16/2021	4,552.52	79.99	4,632.51
09/19/2020	Interest	3137BDDC7	1,220,450.18	FHLMC K716 A2 3.13% Due 6/25/2021	0.00	3,188.96	3,188.96
09/20/2020	Paydown	92348AAA3	1,390,000.00	Verizon Owner Trust 2019-C A1A 1.94% Due 4/22/2024	28,779.18	2,200.74	30,979.92
09/21/2020	Paydown	43815HAC1	1,496,265.51	Honda Auto Receivables Trust 2018-3 A3 2.95% Due 8/22/2022	177,845.07	3,216.22	181,061.29
09/25/2020	Interest	3137B5JM6	3,850,000.00	FHLMC K034 A2 3.531% Due 7/25/2023	0.00	11,328.63	11,328.63
09/25/2020	Interest	3137BY PQ7	3,885,145.84	FHLMC K726 A2 2.905% Due 4/25/2024	0.00	9,405.29	9,405.29
09/25/2020	Interest	3137BM6P6	4,000,000.00	FHLMC K721 A2 3.09% Due 8/25/2022	0.00	10,300.00	10,300.00
09/25/2020	Interest	3137B7MZ9	3,750,000.00	FHLMC K036 A2 3.527% Due 10/25/2023	0.00	11,021.87	11,021.87
09/25/2020	Paydown	3137BF DQ1	2,099,849.19	FHLMC K717 A2 2.991% Due 9/25/2021	0.00	5,233.87	5,233.87
09/25/2020	Paydown	3137B4WB8	3,350,000.00	FHLMC K033 A2 3.06% Due 7/25/2023	0.00	8,542.50	8,542.50
SEP 2020					1,299,767.51	505,509.02	1,805,276.53
10/01/2020	Interest	13063DRK6	3,385,000.00	California St Taxable GO 2.4% Due 10/1/2024	0.00	40,620.00	40,620.00
10/05/2020	Interest	3135G0T45	4,650,000.00	FNMA Note 1.875% Due 4/5/2022	0.00	43,593.75	43,593.75
10/07/2020	Interest	3135G0Q89	3,925,000.00	FNMA Note 1.375% Due 10/7/2021	0.00	26,984.38	26,984.38
10/10/2020	Interest	02665WCQ2	2,260,000.00	American Honda Finance Note 3.625% Due 10/10/2023	0.00	40,962.50	40,962.50
10/12/2020	Interest	3130AF5B9	2,500,000.00	FHLB Note 3% Due 10/12/2021	0.00	37,500.00	37,500.00
10/15/2020	Dividend	90LAIF\$00	1,072,849,598.77	Local Agency Investment Fund State Pool	0.00	27,707.24	27,707.24

City of Corona Consolidated

Cash Flow Report



Account #10003

As of July 31, 2020

Payment Date	Transaction Type	CUSIP	Quantity	Security Description	Principal Amount	Income	Total Amount
10/15/2020	Interest	3135G0W66	4,080,000.00	FNMA Note 1.625% Due 10/15/2024	0.00	33,150.00	33,150.00
10/15/2020	Paydown	43811BAC8	387,275.84	Honda Auto Receivables Trust 2017-2 A3 1.68% Due 8/16/2021	27,488.52	465.38	27,953.90
10/15/2020	Paydown	58770FAC6	1,050,000.00	Mercedes Benz Auto Lease Trust 2020-A A3 1.84% Due 12/15/2022	0.00	1,610.00	1,610.00
10/15/2020	Paydown	89238TAD5	2,327,133.23	Toyota Auto Receivables Trust 2018-B A3 2.96% Due 9/15/2022	85,030.87	5,323.80	90,354.67
10/15/2020	Paydown	477870AC3	1,010,000.00	John Deere Owner Trust 2019-B A3 2.21% Due 12/15/2023	23,721.21	1,772.98	25,494.19
10/15/2020	Paydown	47787NAC3	740,000.00	John Deere Owner Trust 2020-B A3 0.51% Due 11/15/2024	0.00	314.50	314.50
10/15/2020	Paydown	47789KAC7	2,065,000.00	John Deere Owner Trust 2020-A A3 1.1% Due 8/15/2024	39,642.21	1,820.53	41,462.74
10/15/2020	Paydown	43813DAC2	980,000.00	Honda Auto Receivables 2020-2 A3 0.82% Due 7/15/2024	20,118.10	642.20	20,760.30
10/15/2020	Paydown	47788BAD6	41,176.32	John Deere Owner Trust 2017-B A3 1.82% Due 10/15/2021	4,041.98	49.02	4,091.00
10/15/2020	Paydown	47788EAC2	1,721,483.13	John Deere Owner Trust 2018-B A3 3.08% Due 11/15/2022	58,121.12	4,122.27	62,243.39
10/15/2020	Paydown	43815NAC8	2,030,000.00	Honda Auto Receivables Trust 2019-3 A3 1.78% Due 8/15/2023	106,894.44	2,682.09	109,576.53
10/15/2020	Paydown	47788CAC6	305,771.95	John Deere Owner Trust 2018-A A3 2.66% Due 4/18/2022	13,668.45	617.38	14,285.83
10/15/2020	Paydown	47789JAD8	2,500,000.00	John Deere Owner Trust 2019-A A3 2.91% Due 7/17/2023	65,039.04	5,748.18	70,787.22
10/15/2020	Paydown	65479JAD5	2,170,000.00	Nissan Auto Receivables Owner 2019-C A3 1.93% Due 7/15/2024	43,054.90	3,352.06	46,406.96
10/16/2020	Paydown	654747AD6	59,713.32	Nissan Auto Receivables Trust 2017-A A3 1.74% Due 8/16/2021	4,560.63	73.39	4,634.02
10/19/2020	Interest	3137BDDC7	1,220,450.18	FHLMC K716 A2 3.13% Due 6/25/2021	0.00	3,188.96	3,188.96
10/20/2020	Paydown	92348AAA3	1,390,000.00	Verizon Owner Trust 2019-C A1A 1.94% Due 4/22/2024	28,843.92	2,154.22	30,998.14

City of Corona Consolidated

Cash Flow Report



Account #10003

As of July 31, 2020

Payment Date	Transaction Type	CUSIP	Quantity	Security Description	Principal Amount	Income	Total Amount
10/21/2020	Paydown	43815HAC1	1,496,265.51	Honda Auto Receivables Trust 2018-3 A3 2.95% Due 8/22/2022	167,679.47	2,779.02	170,458.49
10/22/2020	Interest	3135G03U5	5,270,000.00	FNMA Note 0.625% Due 4/22/2025	0.00	16,285.76	16,285.76
10/25/2020	Interest	3137BM6P6	4,000,000.00	FHLMC K721 A2 3.09% Due 8/25/2022	0.00	10,300.00	10,300.00
10/25/2020	Interest	3137BYPQ7	3,885,145.84	FHLMC K726 A2 2.905% Due 4/25/2024	0.00	9,405.29	9,405.29
10/25/2020	Interest	3137B5JM6	3,850,000.00	FHLMC K034 A2 3.531% Due 7/25/2023	0.00	11,328.63	11,328.63
10/25/2020	Interest	3137B7MZ9	3,750,000.00	FHLMC K036 A2 3.527% Due 10/25/2023	0.00	11,021.87	11,021.87
10/25/2020	Paydown	3137B4WB8	3,350,000.00	FHLMC K033 A2 3.06% Due 7/25/2023	0.00	8,542.50	8,542.50
10/25/2020	Paydown	3137BFDQ1	2,099,849.19	FHLMC K717 A2 2.991% Due 9/25/2021	0.00	5,233.87	5,233.87
10/31/2020	Interest	9128283D0	4,000,000.00	US Treasury Note 2.25% Due 10/31/2024	0.00	45,000.00	45,000.00
10/31/2020	Interest	912828T91	5,000,000.00	US Treasury Note 1.625% Due 10/31/2023	0.00	40,625.00	40,625.00
10/31/2020	Interest	912828X70	4,800,000.00	US Treasury Note 2% Due 4/30/2024	0.00	48,000.00	48,000.00
OCT 2020					687,904.86	492,976.77	1,180,881.63
11/01/2020	Interest	78015K7C2	3,600,000.00	Royal Bank of Canada Note 2.25% Due 11/1/2024	0.00	40,500.00	40,500.00
11/03/2020	Interest	037833AK6	2,215,000.00	Apple Inc Note 2.4% Due 5/3/2023	0.00	26,580.00	26,580.00
11/03/2020	Maturity	00440EAT4	2,545,000.00	Chubb INA Holdings Inc Callable Note Cont 10/3/2020 2.3% Due 11/3/2020	2,545,000.00	29,267.50	2,574,267.50
11/03/2020	Maturity	594918BG8	1,035,000.00	Microsoft Callable Note Cont. 10/3/2020 2% Due 11/3/2020	1,035,000.00	10,350.00	1,045,350.00
11/05/2020	Interest	3137EAER6	5,790,000.00	FHLMC Note 0.375% Due 5/5/2023	0.00	10,735.63	10,735.63

City of Corona Consolidated

Cash Flow Report



Account #10003

As of July 31, 2020

Payment Date	Transaction Type	CUSIP	Quantity	Security Description	Principal Amount	Income	Total Amount
11/06/2020	Interest	3135G0K69	3,300,000.00	FNMA Note 1.25% Due 5/6/2021	0.00	20,625.00	20,625.00
11/08/2020	Interest	14913Q3B3	2,593,000.00	Caterpillar Finl Service Note 2.15% Due 11/8/2024	0.00	27,874.75	27,874.75
11/11/2020	Interest	369550BE7	2,970,000.00	General Dynamics Corp Note 3% Due 5/11/2021	0.00	44,550.00	44,550.00
11/15/2020	Paydown	477870AC3	1,010,000.00	John Deere Owner Trust 2019-B A3 2.21% Due 12/15/2023	23,770.62	1,729.30	25,499.92
11/15/2020	Paydown	47789JAD8	2,500,000.00	John Deere Owner Trust 2019-A A3 2.91% Due 7/17/2023	65,192.96	5,590.46	70,783.42
11/15/2020	Paydown	43815NAC8	2,030,000.00	Honda Auto Receivables Trust 2019-3 A3 1.78% Due 8/15/2023	104,199.07	2,523.53	106,722.60
11/15/2020	Paydown	89238TAD5	2,327,133.23	Toyota Auto Receivables Trust 2018-B A3 2.96% Due 9/15/2022	85,441.85	5,114.06	90,555.91
11/15/2020	Paydown	43811BAC8	387,275.84	Honda Auto Receivables Trust 2017-2 A3 1.68% Due 8/16/2021	27,527.00	426.90	27,953.90
11/15/2020	Paydown	43813DAC2	980,000.00	Honda Auto Receivables 2020-2 A3 0.82% Due 7/15/2024	20,131.85	628.45	20,760.30
11/15/2020	Paydown	47788BAD6	41,176.32	John Deere Owner Trust 2017-B A3 1.82% Due 10/15/2021	3,784.66	42.89	3,827.55
11/15/2020	Paydown	47788EAC2	1,721,483.13	John Deere Owner Trust 2018-B A3 3.08% Due 11/15/2022	58,402.04	3,973.09	62,375.13
11/15/2020	Paydown	47789KAC7	2,065,000.00	John Deere Owner Trust 2020-A A3 1.1% Due 8/15/2024	39,751.21	1,784.20	41,535.41
11/15/2020	Paydown	58770FAC6	1,050,000.00	Mercedes Benz Auto Lease Trust 2020-A A3 1.84% Due 12/15/2022	0.00	1,610.00	1,610.00
11/15/2020	Paydown	47787NAC3	740,000.00	John Deere Owner Trust 2020-B A3 0.51% Due 11/15/2024	0.00	314.50	314.50
11/15/2020	Paydown	47788CAC6	305,771.95	John Deere Owner Trust 2018-A A3 2.66% Due 4/18/2022	13,695.22	587.08	14,282.30
11/15/2020	Paydown	65479JAD5	2,170,000.00	Nissan Auto Receivables Owner 2019-C A3 1.93% Due 7/15/2024	43,151.78	3,282.81	46,434.59
11/16/2020	Paydown	654747AD6	59,713.32	Nissan Auto Receivables Trust 2017-A A3 1.74% Due 8/16/2021	4,568.76	66.78	4,635.54

City of Corona Consolidated

Cash Flow Report



Account #10003

As of July 31, 2020

Payment Date	Transaction Type	CUSIP	Quantity	Security Description	Principal Amount	Income	Total Amount
11/18/2020	Interest	404280BS7	2,750,000.00	HSBC Holdings PLC Callable Note 1X 5/18/2023 3.95% Due 5/18/2024	0.00	54,312.50	54,312.50
11/19/2020	Interest	3137BDDC7	1,220,450.18	FHLMC K716 A2 3.13% Due 6/25/2021	0.00	3,188.96	3,188.96
11/19/2020	Interest	857477AV5	2,075,000.00	State Street Bank Note 1.95% Due 5/19/2021	0.00	20,231.25	20,231.25
11/20/2020	Paydown	92348AAA3	1,390,000.00	Verizon Owner Trust 2019-C A1A 1.94% Due 4/22/2024	28,908.82	2,107.59	31,016.41
11/21/2020	Paydown	43815HAC1	1,496,265.51	Honda Auto Receivables Trust 2018-3 A3 2.95% Due 8/22/2022	157,476.24	2,366.80	159,843.04
11/22/2020	Interest	3135G04Q3	5,735,000.00	FNMA Note 0.25% Due 5/22/2023	0.00	7,168.75	7,168.75
11/25/2020	Interest	3137BM6P6	4,000,000.00	FHLMC K721 A2 3.09% Due 8/25/2022	0.00	10,300.00	10,300.00
11/25/2020	Interest	3137B5JM6	3,850,000.00	FHLMC K034 A2 3.531% Due 7/25/2023	0.00	11,328.63	11,328.63
11/25/2020	Interest	3137B7MZ9	3,750,000.00	FHLMC K036 A2 3.527% Due 10/25/2023	0.00	11,021.87	11,021.87
11/25/2020	Interest	404280BA6	1,200,000.00	HSBC Holdings PLC Note 3.6% Due 5/25/2023	0.00	21,600.00	21,600.00
11/25/2020	Interest	3137BYPQ7	3,885,145.84	FHLMC K726 A2 2.905% Due 4/25/2024	0.00	9,405.29	9,405.29
11/25/2020	Paydown	3137B4WB8	3,350,000.00	FHLMC K033 A2 3.06% Due 7/25/2023	0.00	8,542.50	8,542.50
11/25/2020	Paydown	3137BFDQ1	2,099,849.19	FHLMC K717 A2 2.991% Due 9/25/2021	0.00	5,233.87	5,233.87
NOV 2020					4,256,002.08	404,964.94	4,660,967.02
12/08/2020	Interest	3130A0F70	3,500,000.00	FHLB Note 3.375% Due 12/8/2023	0.00	59,062.50	59,062.50
12/11/2020	Interest	313379RB7	2,500,000.00	FHLB Note 1.875% Due 6/11/2021	0.00	23,437.50	23,437.50
12/14/2020	Interest	3130A1XJ2	5,500,000.00	FHLB Note 2.875% Due 6/14/2024	0.00	79,062.51	79,062.51

City of Corona Consolidated

Cash Flow Report



Account #10003

As of July 31, 2020

Payment Date	Transaction Type	CUSIP	Quantity	Security Description	Principal Amount	Income	Total Amount
12/15/2020	Paydown	89238TAD5	2,327,133.23	Toyota Auto Receivables Trust 2018-B A3 2.96% Due 9/15/2022	85,854.82	4,903.30	90,758.12
12/15/2020	Paydown	477870AC3	1,010,000.00	John Deere Owner Trust 2019-B A3 2.21% Due 12/15/2023	23,820.14	1,685.52	25,505.66
12/15/2020	Paydown	47789JAD8	2,500,000.00	John Deere Owner Trust 2019-A A3 2.91% Due 7/17/2023	65,347.26	5,432.36	70,779.62
12/15/2020	Paydown	43811BAC8	387,275.84	Honda Auto Receivables Trust 2017-2 A3 1.68% Due 8/16/2021	27,565.54	388.36	27,953.90
12/15/2020	Paydown	43813DAC2	980,000.00	Honda Auto Receivables 2020-2 A3 0.82% Due 7/15/2024	20,145.60	614.70	20,760.30
12/15/2020	Paydown	47788BAD6	41,176.32	John Deere Owner Trust 2017-B A3 1.82% Due 10/15/2021	3,526.81	37.15	3,563.96
12/15/2020	Paydown	47788EAC2	1,721,483.13	John Deere Owner Trust 2018-B A3 3.08% Due 11/15/2022	58,684.32	3,823.19	62,507.51
12/15/2020	Paydown	58770FAC6	1,050,000.00	Mercedes Benz Auto Lease Trust 2020-A A3 1.84% Due 12/15/2022	0.00	1,610.00	1,610.00
12/15/2020	Paydown	43815NAC8	2,030,000.00	Honda Auto Receivables Trust 2019-3 A3 1.78% Due 8/15/2023	101,497.15	2,368.97	103,866.12
12/15/2020	Paydown	47787NAC3	740,000.00	John Deere Owner Trust 2020-B A3 0.51% Due 11/15/2024	0.00	314.50	314.50
12/15/2020	Paydown	47788CAC6	305,771.95	John Deere Owner Trust 2018-A A3 2.66% Due 4/18/2022	13,722.04	556.72	14,278.76
12/15/2020	Paydown	47789KAC7	2,065,000.00	John Deere Owner Trust 2020-A A3 1.1% Due 8/15/2024	39,860.53	1,747.76	41,608.29
12/15/2020	Paydown	65479JAD5	2,170,000.00	Nissan Auto Receivables Owner 2019-C A3 1.93% Due 7/15/2024	43,248.87	3,213.41	46,462.28
12/16/2020	Paydown	654747AD6	59,713.32	Nissan Auto Receivables Trust 2017-A A3 1.74% Due 8/16/2021	4,576.90	60.16	4,637.06
12/17/2020	Interest	3135G04Z3	3,310,000.00	FNMA Note 0.5% Due 6/17/2025	0.00	8,183.06	8,183.06
12/19/2020	Interest	3137EAEN5	4,550,000.00	FHLMC Note 2.75% Due 6/19/2023	0.00	62,562.50	62,562.50
12/19/2020	Interest	3137BDDC7	1,220,450.18	FHLMC K716 A2 3.13% Due 6/25/2021	0.00	3,188.96	3,188.96

City of Corona Consolidated

Cash Flow Report



Account #10003

As of July 31, 2020

Payment Date	Transaction Type	CUSIP	Quantity	Security Description	Principal Amount	Income	Total Amount
12/20/2020	Paydown	92348AAA3	1,390,000.00	Verizon Owner Trust 2019-C A1A 1.94% Due 4/22/2024	28,973.87	2,060.85	31,034.72
12/21/2020	Paydown	43815HAC1	1,496,265.51	Honda Auto Receivables Trust 2018-3 A3 2.95% Due 8/22/2022	147,235.23	1,979.68	149,214.91
12/24/2020	Interest	166764AH3	3,000,000.00	Chevron Corp Callable Note Cont 3/24/2023 3.191% Due 6/24/2023	0.00	47,865.00	47,865.00
12/25/2020	Interest	3137B5JM6	3,850,000.00	FHLMC K034 A2 3.531% Due 7/25/2023	0.00	11,328.63	11,328.63
12/25/2020	Interest	3137B7MZ9	3,750,000.00	FHLMC K036 A2 3.527% Due 10/25/2023	0.00	11,021.87	11,021.87
12/25/2020	Interest	3137BM6P6	4,000,000.00	FHLMC K721 A2 3.09% Due 8/25/2022	0.00	10,300.00	10,300.00
12/25/2020	Interest	3137BYPQ7	3,885,145.84	FHLMC K726 A2 2.905% Due 4/25/2024	0.00	9,405.29	9,405.29
12/25/2020	Paydown	3137B4WB8	3,350,000.00	FHLMC K033 A2 3.06% Due 7/25/2023	0.00	8,542.50	8,542.50
12/25/2020	Paydown	3137BFDQ1	2,099,849.19	FHLMC K717 A2 2.991% Due 9/25/2021	0.00	5,233.87	5,233.87
12/26/2020	Interest	931142EK5	2,000,000.00	Wal-Mart Stores Callable Note Cont 5/26/2023 3.4% Due 6/26/2023	0.00	34,000.00	34,000.00
12/31/2020	Interest	912828V23	4,500,000.00	US Treasury Note 2.25% Due 12/31/2023	0.00	50,625.00	50,625.00
12/31/2020	Interest	912828XG0	4,000,000.00	US Treasury Note 2.125% Due 6/30/2022	0.00	42,500.00	42,500.00
12/31/2020	Interest	912828N30	4,800,000.00	US Treasury Note 2.125% Due 12/31/2022	0.00	51,000.00	51,000.00
12/31/2020	Interest	912828XX3	4,900,000.00	US Treasury Note 2% Due 6/30/2024	0.00	49,000.00	49,000.00
DEC 2020					664,059.08	597,115.82	1,261,174.90
01/05/2021	Interest	3135G0S38	4,000,000.00	FNMA Note 2% Due 1/5/2022	0.00	40,000.00	40,000.00
01/07/2021	Interest	3135G0X24	4,220,000.00	FNMA Note 1.625% Due 1/7/2025	0.00	34,287.50	34,287.50

City of Corona Consolidated

Cash Flow Report



Account #10003

As of July 31, 2020

Payment Date	Transaction Type	CUSIP	Quantity	Security Description	Principal Amount	Income	Total Amount
01/10/2021	Interest	3135G05G4	4,755,000.00	FNMA Note 0.25% Due 7/10/2023	0.00	5,943.75	5,943.75
01/11/2021	Interest	89236TDP7	3,100,000.00	Toyota Motor Credit Corp Note 2.6% Due 1/11/2022	0.00	40,300.00	40,300.00
01/14/2021	Interest	02665WCJ8	930,000.00	American Honda Finance Note 3.45% Due 7/14/2023	0.00	16,042.50	16,042.50
01/14/2021	Interest	3130A8QS5	2,900,000.00	FHLB Note 1.125% Due 7/14/2021	0.00	16,312.50	16,312.50
01/15/2021	Interest	48128BAB7	3,250,000.00	JP Morgan Chase & Co Callable Note 1X 1/15/2022 2.972% Due 1/15/2023	0.00	48,295.00	48,295.00
01/15/2021	Paydown	89238TAD5	2,327,133.23	Toyota Auto Receivables Trust 2018-B A3 2.96% Due 9/15/2022	86,269.79	4,691.52	90,961.31
01/15/2021	Paydown	43815NAC8	2,030,000.00	Honda Auto Receivables Trust 2019-3 A3 1.78% Due 8/15/2023	98,788.68	2,218.41	101,007.09
01/15/2021	Paydown	47787NAC3	740,000.00	John Deere Owner Trust 2020-B A3 0.51% Due 11/15/2024	0.00	314.50	314.50
01/15/2021	Paydown	47788CAC6	305,771.95	John Deere Owner Trust 2018-A A3 2.66% Due 4/18/2022	13,748.92	526.30	14,275.22
01/15/2021	Paydown	477870AC3	1,010,000.00	John Deere Owner Trust 2019-B A3 2.21% Due 12/15/2023	23,869.77	1,641.65	25,511.42
01/15/2021	Paydown	47789JAD8	2,500,000.00	John Deere Owner Trust 2019-A A3 2.91% Due 7/17/2023	65,501.91	5,273.90	70,775.81
01/15/2021	Paydown	43811BAC8	387,275.84	Honda Auto Receivables Trust 2017-2 A3 1.68% Due 8/16/2021	27,604.13	349.77	27,953.90
01/15/2021	Paydown	47788BAD6	41,176.32	John Deere Owner Trust 2017-B A3 1.82% Due 10/15/2021	3,268.43	31.80	3,300.23
01/15/2021	Paydown	47788EAC2	1,721,483.13	John Deere Owner Trust 2018-B A3 3.08% Due 11/15/2022	58,967.96	3,672.57	62,640.53
01/15/2021	Paydown	58770FAC6	1,050,000.00	Mercedes Benz Auto Lease Trust 2020-A A3 1.84% Due 12/15/2022	0.00	1,610.00	1,610.00
01/15/2021	Paydown	65479JAD5	2,170,000.00	Nissan Auto Receivables Owner 2019-C A3 1.93% Due 7/15/2024	43,346.18	3,143.85	46,490.03
01/15/2021	Paydown	43813DAC2	980,000.00	Honda Auto Receivables 2020-2 A3 0.82% Due 7/15/2024	20,159.37	600.93	20,760.30

City of Corona Consolidated

Cash Flow Report



Account #10003

As of July 31, 2020

Payment Date	Transaction Type	CUSIP	Quantity	Security Description	Principal Amount	Income	Total Amount
01/15/2021	Paydown	47789KAC7	2,065,000.00	John Deere Owner Trust 2020-A A3 1.1% Due 8/15/2024	39,970.15	1,711.22	41,681.37
01/16/2021	Paydown	654747AD6	59,713.32	Nissan Auto Receivables Trust 2017-A A3 1.74% Due 8/16/2021	4,585.06	53.52	4,638.58
01/18/2021	Interest	4581X0CW6	4,000,000.00	Inter-American Dev Bank Note 2.125% Due 1/18/2022	0.00	42,500.00	42,500.00
01/19/2021	Interest	3135G0T94	5,500,000.00	FNMA Note 2.375% Due 1/19/2023	0.00	65,312.50	65,312.50
01/19/2021	Interest	89114QC48	1,910,000.00	Toronto Dominion Bank Note 3.5% Due 7/19/2023	0.00	33,425.00	33,425.00
01/19/2021	Interest	3137BDDC7	1,220,450.18	FHLMC K716 A2 3.13% Due 6/25/2021	0.00	3,188.96	3,188.96
01/20/2021	Paydown	92348AAA3	1,390,000.00	Verizon Owner Trust 2019-C A1A 1.94% Due 4/22/2024	29,039.06	2,014.01	31,053.07
01/21/2021	Interest	90331HPL1	4,145,000.00	US Bank NA Callable Note Cont 12/21/2024 2.05% Due 1/21/2025	0.00	42,486.25	42,486.25
01/21/2021	Interest	3137EAEU9	3,540,000.00	FHLMC Note 0.375% Due 7/21/2025	0.00	6,563.75	6,563.75
01/21/2021	Paydown	43815HAC1	1,496,265.51	Honda Auto Receivables Trust 2018-3 A3 2.95% Due 8/22/2022	136,956.34	1,617.72	138,574.06
01/25/2021	Interest	3137B5JM6	3,850,000.00	FHLMC K034 A2 3.531% Due 7/25/2023	0.00	11,328.63	11,328.63
01/25/2021	Interest	3137B7MZ9	3,750,000.00	FHLMC K036 A2 3.527% Due 10/25/2023	0.00	11,021.87	11,021.87
01/25/2021	Interest	3137BM6P6	4,000,000.00	FHLMC K721 A2 3.09% Due 8/25/2022	0.00	10,300.00	10,300.00
01/25/2021	Interest	3137BYPQ7	3,885,145.84	FHLMC K726 A2 2.905% Due 4/25/2024	0.00	9,405.29	9,405.29
01/25/2021	Interest	808513AT2	2,250,000.00	Charles Schwab Corp Callable Note Cont 12/25/2022 2.65% Due 1/25/2023	0.00	29,812.50	29,812.50
01/25/2021	Maturity	45950KCM0	1,685,000.00	International Finance Corp Note 2.25% Due 1/25/2021	1,685,000.00	18,956.25	1,703,956.25
01/25/2021	Paydown	3137B4WB8	3,350,000.00	FHLMC K033 A2 3.06% Due 7/25/2023	0.00	8,542.50	8,542.50

City of Corona Consolidated

Cash Flow Report



Account #10003

As of July 31, 2020

Payment Date	Transaction Type	CUSIP	Quantity	Security Description	Principal Amount	Income	Total Amount
01/25/2021	Paydown	3137BFDQ1	2,099,849.19	FHLMC K717 A2 2.991% Due 9/25/2021	0.00	5,233.87	5,233.87
01/28/2021	Interest	69353RFE3	3,050,000.00	PNC Bank Callable Note Cont 6/28/2022 2.45% Due 7/28/2022	0.00	37,362.50	37,362.50
JAN 2021					2,337,075.75	566,092.79	2,903,168.54
02/08/2021	Interest	594918BP8	1,875,000.00	Microsoft Callable Note Cont 7/8/2021 1.55% Due 8/8/2021	0.00	14,531.25	14,531.25
02/09/2021	Interest	69371RP59	2,300,000.00	Paccar Financial Corp Note 3.4% Due 8/9/2023	0.00	39,100.00	39,100.00
02/11/2021	Interest	06406RAJ6	3,254,000.00	Bank of NY Mellon Corp Note 3.45% Due 8/11/2023	0.00	56,131.50	56,131.50
02/12/2021	Interest	3137EAEC9	4,125,000.00	FHLMC Note 1.125% Due 8/12/2021	0.00	23,203.13	23,203.13
02/12/2021	Interest	3137EAEP0	6,575,000.00	FHLMC Note 1.5% Due 2/12/2025	0.00	49,312.50	49,312.50
02/15/2021	Interest	69371RQ25	715,000.00	Paccar Financial Corp Note 2.15% Due 8/15/2024	0.00	7,686.25	7,686.25
02/15/2021	Interest	912828B66	5,000,000.00	US Treasury Note 2.75% Due 2/15/2024	0.00	68,750.00	68,750.00
02/15/2021	Interest	912828D56	5,000,000.00	US Treasury Note 2.375% Due 8/15/2024	0.00	59,375.00	59,375.00
02/15/2021	Paydown	47789JAD8	2,500,000.00	John Deere Owner Trust 2019-A A3 2.91% Due 7/17/2023	65,656.93	5,115.06	70,771.99
02/15/2021	Paydown	477870AC3	1,010,000.00	John Deere Owner Trust 2019-B A3 2.21% Due 12/15/2023	23,919.50	1,597.69	25,517.19
02/15/2021	Paydown	47787NAC3	740,000.00	John Deere Owner Trust 2020-B A3 0.51% Due 11/15/2024	0.00	314.50	314.50
02/15/2021	Paydown	89238TAD5	2,327,133.23	Toyota Auto Receivables Trust 2018-B A3 2.96% Due 9/15/2022	86,686.76	4,478.72	91,165.48
02/15/2021	Paydown	43811BAC8	387,275.84	Honda Auto Receivables Trust 2017-2 A3 1.68% Due 8/16/2021	27,642.78	311.12	27,953.90
02/15/2021	Paydown	58770FAC6	1,050,000.00	Mercedes Benz Auto Lease Trust 2020-A A3 1.84% Due 12/15/2022	0.00	1,610.00	1,610.00

City of Corona Consolidated

Cash Flow Report



Account #10003

As of July 31, 2020

Payment Date	Transaction Type	CUSIP	Quantity	Security Description	Principal Amount	Income	Total Amount
02/15/2021	Paydown	65479JAD5	2,170,000.00	Nissan Auto Receivables Owner 2019-C A3 1.93% Due 7/15/2024	43,443.71	3,074.13	46,517.84
02/15/2021	Paydown	43813DAC2	980,000.00	Honda Auto Receivables 2020-2 A3 0.82% Due 7/15/2024	20,173.15	587.15	20,760.30
02/15/2021	Paydown	43815NAC8	2,030,000.00	Honda Auto Receivables Trust 2019-3 A3 1.78% Due 8/15/2023	96,073.63	2,071.88	98,145.51
02/15/2021	Paydown	47788BAD6	41,176.32	John Deere Owner Trust 2017-B A3 1.82% Due 10/15/2021	3,009.51	26.85	3,036.36
02/15/2021	Paydown	47788CAC6	305,771.95	John Deere Owner Trust 2018-A A3 2.66% Due 4/18/2022	13,775.83	495.83	14,271.66
02/15/2021	Paydown	47788EAC2	1,721,483.13	John Deere Owner Trust 2018-B A3 3.08% Due 11/15/2022	59,252.97	3,521.22	62,774.19
02/15/2021	Paydown	47789KAC7	2,065,000.00	John Deere Owner Trust 2020-A A3 1.1% Due 8/15/2024	40,080.07	1,674.58	41,754.65
02/16/2021	Paydown	654747AD6	59,713.32	Nissan Auto Receivables Trust 2017-A A3 1.74% Due 8/16/2021	4,593.23	46.87	4,640.10
02/17/2021	Interest	3135G0N82	4,100,000.00	FNMA Note 1.25% Due 8/17/2021	0.00	25,625.00	25,625.00
02/18/2021	Maturity	3130A7CV5	3,070,000.00	FHLB Note 1.375% Due 2/18/2021	3,070,000.00	21,106.25	3,091,106.25
02/19/2021	Paydown	3137BDDC7	1,220,450.18	FHLMC K716 A2 3.13% Due 6/25/2021	78,531.92	3,188.96	81,720.88
02/20/2021	Paydown	92348AAA3	1,390,000.00	Verizon Owner Trust 2019-C A1A 1.94% Due 4/22/2024	29,104.40	1,967.06	31,071.46
02/21/2021	Paydown	43815HAC1	1,496,265.51	Honda Auto Receivables Trust 2018-3 A3 2.95% Due 8/22/2022	126,639.44	1,281.04	127,920.48
02/25/2021	Interest	3137B5JM6	3,850,000.00	FHLMC K034 A2 3.531% Due 7/25/2023	0.00	11,328.63	11,328.63
02/25/2021	Interest	3137B7MZ9	3,750,000.00	FHLMC K036 A2 3.527% Due 10/25/2023	0.00	11,021.87	11,021.87
02/25/2021	Interest	3137BYPQ7	3,885,145.84	FHLMC K726 A2 2.905% Due 4/25/2024	0.00	9,405.29	9,405.29
02/25/2021	Interest	3137BM6P6	4,000,000.00	FHLMC K721 A2 3.09% Due 8/25/2022	0.00	10,300.00	10,300.00

City of Corona Consolidated

Cash Flow Report



Account #10003

As of July 31, 2020

Payment Date	Transaction Type	CUSIP	Quantity	Security Description	Principal Amount	Income	Total Amount
02/25/2021	Paydown	3137B4WB8	3,350,000.00	FHLMC K033 A2 3.06% Due 7/25/2023	0.00	8,542.50	8,542.50
02/25/2021	Paydown	3137BFDQ1	2,099,849.19	FHLMC K717 A2 2.991% Due 9/25/2021	259,558.49	5,233.87	264,792.36
02/26/2021	Maturity	3135G0J20	4,050,000.00	FNMA Note 1.375% Due 2/26/2021	4,050,000.00	27,843.75	4,077,843.75
02/28/2021	Interest	912828L24	4,500,000.00	US Treasury Note 1.875% Due 8/31/2022	0.00	42,187.50	42,187.50
02/28/2021	Interest	912828J43	4,350,000.00	US Treasury Note 1.75% Due 2/28/2022	0.00	38,062.50	38,062.50
02/28/2021	Interest	912828ZC7	7,000,000.00	US Treasury Note 1.125% Due 2/28/2025	0.00	39,375.00	39,375.00
FEB 2021					8,098,142.32	599,484.45	8,697,626.77
03/01/2021	Maturity	30231GAV4	2,700,000.00	Exxon Mobil Corp Callable Note Cont 2/1/2021 2.222% Due 3/1/2021	2,700,000.00	29,997.00	2,729,997.00
03/04/2021	Maturity	24422ESL4	1,850,000.00	John Deere Capital Corp Note 2.8% Due 3/4/2021	1,850,000.00	25,900.00	1,875,900.00
03/05/2021	Interest	06051GHF9	3,250,000.00	Bank of America Corp Callable Note 1X 3/5/2023 3.55% Due 3/5/2024	0.00	57,687.50	57,687.50
03/06/2021	Interest	24422ETG4	1,500,000.00	John Deere Capital Corp Note 2.8% Due 3/6/2023	0.00	21,000.00	21,000.00
03/08/2021	Interest	3130A0XE5	1,000,000.00	FHLB Note 3.25% Due 3/8/2024	0.00	16,250.00	16,250.00
03/08/2021	Interest	3130AB3H7	4,000,000.00	FHLB Note 2.375% Due 3/8/2024	0.00	47,500.00	47,500.00
03/08/2021	Interest	44932HAC7	2,955,000.00	IBM Credit Corp Note 2.2% Due 9/8/2022	0.00	32,505.00	32,505.00
03/11/2021	Interest	89114QCB2	1,270,000.00	Toronto Dominion Bank Note 3.25% Due 3/11/2024	0.00	20,637.50	20,637.50
03/13/2021	Interest	3130A2UW4	4,000,000.00	FHLB Note 2.875% Due 9/13/2024	0.00	57,500.00	57,500.00
03/14/2021	Interest	4581X0CZ9	3,600,000.00	Inter-American Dev Bank Note 1.75% Due 9/14/2022	0.00	31,500.00	31,500.00

City of Corona Consolidated

Cash Flow Report



Account #10003

As of July 31, 2020

Payment Date	Transaction Type	CUSIP	Quantity	Security Description	Principal Amount	Income	Total Amount
03/15/2021	Interest	084670BR8	2,500,000.00	Berkshire Hathaway Callable Note Cont 1/15/2023 2.75% Due 3/15/2023	0.00	34,375.00	34,375.00
03/15/2021	Interest	68389XBK0	3,325,000.00	Oracle Corp Callable Note Cont 8/15/2021 1.9% Due 9/15/2021	0.00	31,587.50	31,587.50
03/15/2021	Paydown	43815NAC8	2,030,000.00	Honda Auto Receivables Trust 2019-3 A3 1.78% Due 8/15/2023	93,352.01	1,929.37	95,281.38
03/15/2021	Paydown	47788BAD6	41,176.32	John Deere Owner Trust 2017-B A3 1.82% Due 10/15/2021	2,750.07	22.28	2,772.35
03/15/2021	Paydown	47788CAC6	305,771.95	John Deere Owner Trust 2018-A A3 2.66% Due 4/18/2022	13,802.81	465.29	14,268.10
03/15/2021	Paydown	47788EAC2	1,721,483.13	John Deere Owner Trust 2018-B A3 3.08% Due 11/15/2022	59,539.36	3,369.13	62,908.49
03/15/2021	Paydown	47789JAD8	2,500,000.00	John Deere Owner Trust 2019-A A3 2.91% Due 7/17/2023	65,812.32	4,955.84	70,768.16
03/15/2021	Paydown	65479JAD5	2,170,000.00	Nissan Auto Receivables Owner 2019-C A3 1.93% Due 7/15/2024	43,541.46	3,004.26	46,545.72
03/15/2021	Paydown	43813DAC2	980,000.00	Honda Auto Receivables 2020-2 A3 0.82% Due 7/15/2024	20,186.93	573.37	20,760.30
03/15/2021	Paydown	477870AC3	1,010,000.00	John Deere Owner Trust 2019-B A3 2.21% Due 12/15/2023	23,969.33	1,553.64	25,522.97
03/15/2021	Paydown	47789KAC7	2,065,000.00	John Deere Owner Trust 2020-A A3 1.1% Due 8/15/2024	40,190.29	1,637.84	41,828.13
03/15/2021	Paydown	43811BAC8	387,275.84	Honda Auto Receivables Trust 2017-2 A3 1.68% Due 8/16/2021	27,681.48	272.42	27,953.90
03/15/2021	Paydown	47787NAC3	740,000.00	John Deere Owner Trust 2020-B A3 0.51% Due 11/15/2024	0.00	314.50	314.50
03/15/2021	Paydown	58770FAC6	1,050,000.00	Mercedes Benz Auto Lease Trust 2020-A A3 1.84% Due 12/15/2022	0.00	1,610.00	1,610.00
03/15/2021	Paydown	89238TAD5	2,327,133.23	Toyota Auto Receivables Trust 2018-B A3 2.96% Due 9/15/2022	87,105.74	4,264.90	91,370.64
03/16/2021	Paydown	654747AD6	59,713.32	Nissan Auto Receivables Trust 2017-A A3 1.74% Due 8/16/2021	4,601.42	40.21	4,641.63
03/19/2021	Paydown	3137BDDC7	1,220,450.18	FHLMC K716 A2 3.13% Due 6/25/2021	271,145.30	2,984.12	274,129.42

City of Corona Consolidated

Cash Flow Report



Account #10003

As of July 31, 2020

Payment Date	Transaction Type	CUSIP	Quantity	Security Description	Principal Amount	Income	Total Amount
03/20/2021	Paydown	92348AAA3	1,390,000.00	Verizon Owner Trust 2019-C A1A 1.94% Due 4/22/2024	29,169.88	1,920.01	31,089.89
03/21/2021	Paydown	43815HAC1	1,496,265.51	Honda Auto Receivables Trust 2018-3 A3 2.95% Due 8/22/2022	116,284.40	969.72	117,254.12
03/25/2021	Interest	3137B5JM6	3,850,000.00	FHLMC K034 A2 3.531% Due 7/25/2023	0.00	11,328.63	11,328.63
03/25/2021	Interest	3137BM6P6	4,000,000.00	FHLMC K721 A2 3.09% Due 8/25/2022	0.00	10,300.00	10,300.00
03/25/2021	Interest	3137BYPQ7	3,885,145.84	FHLMC K726 A2 2.905% Due 4/25/2024	0.00	9,405.29	9,405.29
03/25/2021	Interest	3137B7MZ9	3,750,000.00	FHLMC K036 A2 3.527% Due 10/25/2023	0.00	11,021.87	11,021.87
03/25/2021	Paydown	3137B4WB8	3,350,000.00	FHLMC K033 A2 3.06% Due 7/25/2023	0.00	8,542.50	8,542.50
03/25/2021	Paydown	3137BFDQ1	2,099,849.19	FHLMC K717 A2 2.991% Due 9/25/2021	260,388.21	4,586.92	264,975.13
MAR 2021					5,709,521.01	491,511.61	6,201,032.62
04/01/2021	Interest	13063DRK6	3,385,000.00	California St Taxable GO 2.4% Due 10/1/2024	0.00	40,620.00	40,620.00
04/05/2021	Interest	3135G0T45	4,650,000.00	FNMA Note 1.875% Due 4/5/2022	0.00	43,593.75	43,593.75
04/07/2021	Interest	3135G0Q89	3,925,000.00	FNMA Note 1.375% Due 10/7/2021	0.00	26,984.38	26,984.38
04/10/2021	Interest	02665WCQ2	2,260,000.00	American Honda Finance Note 3.625% Due 10/10/2023	0.00	40,962.50	40,962.50
04/12/2021	Interest	3130AF5B9	2,500,000.00	FHLB Note 3% Due 10/12/2021	0.00	37,500.00	37,500.00
04/15/2021	Interest	3135G0W66	4,080,000.00	FNMA Note 1.625% Due 10/15/2024	0.00	33,150.00	33,150.00
04/15/2021	Paydown	43811BAC8	387,275.84	Honda Auto Receivables Trust 2017-2 A3 1.68% Due 8/16/2021	27,720.23	233.67	27,953.90
04/15/2021	Paydown	47787NAC3	740,000.00	John Deere Owner Trust 2020-B A3 0.51% Due 11/15/2024	0.00	314.50	314.50

City of Corona Consolidated

Cash Flow Report



Account #10003

As of July 31, 2020

Payment Date	Transaction Type	CUSIP	Quantity	Security Description	Principal Amount	Income	Total Amount
04/15/2021	Paydown	58770FAC6	1,050,000.00	Mercedes Benz Auto Lease Trust 2020-A A3 1.84% Due 12/15/2022	0.00	1,610.00	1,610.00
04/15/2021	Paydown	65479JAD5	2,170,000.00	Nissan Auto Receivables Owner 2019-C A3 1.93% Due 7/15/2024	43,639.43	2,934.23	46,573.66
04/15/2021	Paydown	89238TAD5	2,327,133.23	Toyota Auto Receivables Trust 2018-B A3 2.96% Due 9/15/2022	87,526.75	4,050.04	91,576.79
04/15/2021	Paydown	43815NAC8	2,030,000.00	Honda Auto Receivables Trust 2019-3 A3 1.78% Due 8/15/2023	90,623.78	1,790.90	92,414.68
04/15/2021	Paydown	47788CAC6	305,771.95	John Deere Owner Trust 2018-A A3 2.66% Due 4/18/2022	13,829.85	434.69	14,264.54
04/15/2021	Paydown	47789JAD8	2,500,000.00	John Deere Owner Trust 2019-A A3 2.91% Due 7/17/2023	65,968.08	4,796.24	70,764.32
04/15/2021	Paydown	43813DAC2	980,000.00	Honda Auto Receivables 2020-2 A3 0.82% Due 7/15/2024	20,200.73	559.57	20,760.30
04/15/2021	Paydown	47788BAD6	41,176.32	John Deere Owner Trust 2017-B A3 1.82% Due 10/15/2021	2,490.09	18.11	2,508.20
04/15/2021	Paydown	47788EAC2	1,721,483.13	John Deere Owner Trust 2018-B A3 3.08% Due 11/15/2022	59,827.13	3,216.32	63,043.45
04/15/2021	Paydown	47789KAC7	2,065,000.00	John Deere Owner Trust 2020-A A3 1.1% Due 8/15/2024	40,300.81	1,601.00	41,901.81
04/15/2021	Paydown	477870AC3	1,010,000.00	John Deere Owner Trust 2019-B A3 2.21% Due 12/15/2023	24,019.27	1,509.49	25,528.76
04/16/2021	Paydown	654747AD6	59,713.32	Nissan Auto Receivables Trust 2017-A A3 1.74% Due 8/16/2021	4,609.62	33.54	4,643.16
04/19/2021	Paydown	3137BDDC7	1,220,450.18	FHLMC K716 A2 3.13% Due 6/25/2021	64,288.14	2,276.88	66,565.02
04/20/2021	Paydown	92348AAA3	1,390,000.00	Verizon Owner Trust 2019-C A1A 1.94% Due 4/22/2024	29,235.52	1,872.85	31,108.37
04/21/2021	Paydown	43815HAC1	1,496,265.51	Honda Auto Receivables Trust 2018-3 A3 2.95% Due 8/22/2022	105,891.11	683.85	106,574.96
04/22/2021	Interest	3135G03U5	5,270,000.00	FNMA Note 0.625% Due 4/22/2025	0.00	16,468.75	16,468.75
04/25/2021	Interest	3137BYPQ7	3,885,145.84	FHLMC K726 A2 2.905% Due 4/25/2024	0.00	9,405.29	9,405.29

City of Corona Consolidated

Cash Flow Report



Account #10003

As of July 31, 2020

Payment Date	Transaction Type	CUSIP	Quantity	Security Description	Principal Amount	Income	Total Amount
04/25/2021	Interest	3137BM6P6	4,000,000.00	FHLMC K721 A2 3.09% Due 8/25/2022	0.00	10,300.00	10,300.00
04/25/2021	Interest	3137B5JM6	3,850,000.00	FHLMC K034 A2 3.531% Due 7/25/2023	0.00	11,328.63	11,328.63
04/25/2021	Interest	3137B7MZ9	3,750,000.00	FHLMC K036 A2 3.527% Due 10/25/2023	0.00	11,021.87	11,021.87
04/25/2021	Paydown	3137B4WB8	3,350,000.00	FHLMC K033 A2 3.06% Due 7/25/2023	0.00	8,542.50	8,542.50
04/25/2021	Paydown	3137BFDQ1	2,099,849.19	FHLMC K717 A2 2.991% Due 9/25/2021	261,220.58	3,937.90	265,158.48
04/30/2021	Interest	912828X70	4,800,000.00	US Treasury Note 2% Due 4/30/2024	0.00	48,000.00	48,000.00
04/30/2021	Interest	9128283D0	4,000,000.00	US Treasury Note 2.25% Due 10/31/2024	0.00	45,000.00	45,000.00
04/30/2021	Interest	912828T91	5,000,000.00	US Treasury Note 1.625% Due 10/31/2023	0.00	40,625.00	40,625.00
APR 2021					941,391.12	455,376.45	1,396,767.57
05/01/2021	Interest	78015K7C2	3,600,000.00	Royal Bank of Canada Note 2.25% Due 11/1/2024	0.00	40,500.00	40,500.00
05/03/2021	Interest	037833AK6	2,215,000.00	Apple Inc Note 2.4% Due 5/3/2023	0.00	26,580.00	26,580.00
05/05/2021	Interest	3137EAER6	5,790,000.00	FHLMC Note 0.375% Due 5/5/2023	0.00	10,856.25	10,856.25
05/06/2021	Maturity	3135G0K69	3,300,000.00	FNMA Note 1.25% Due 5/6/2021	3,300,000.00	20,625.00	3,320,625.00
05/08/2021	Interest	14913Q3B3	2,593,000.00	Caterpillar Finl Service Note 2.15% Due 11/8/2024	0.00	27,874.75	27,874.75
05/11/2021	Maturity	369550BE7	2,970,000.00	General Dynamics Corp Note 3% Due 5/11/2021	2,970,000.00	44,550.00	3,014,550.00
05/15/2021	Paydown	477870AC3	1,010,000.00	John Deere Owner Trust 2019-B A3 2.21% Due 12/15/2023	24,069.31	1,465.26	25,534.57
05/15/2021	Paydown	47789JAD8	2,500,000.00	John Deere Owner Trust 2019-A A3 2.91% Due 7/17/2023	66,124.20	4,636.27	70,760.47

City of Corona Consolidated

Cash Flow Report



Account #10003

As of July 31, 2020

Payment Date	Transaction Type	CUSIP	Quantity	Security Description	Principal Amount	Income	Total Amount
05/15/2021	Paydown	43813DAC2	980,000.00	Honda Auto Receivables 2020-2 A3 0.82% Due 7/15/2024	20,214.53	545.77	20,760.30
05/15/2021	Paydown	47789KAC7	2,065,000.00	John Deere Owner Trust 2020-A A3 1.1% Due 8/15/2024	40,411.64	1,564.06	41,975.70
05/15/2021	Paydown	65479JAD5	2,170,000.00	Nissan Auto Receivables Owner 2019-C A3 1.93% Due 7/15/2024	43,737.61	2,864.05	46,601.66
05/15/2021	Paydown	43811BAC8	387,275.84	Honda Auto Receivables Trust 2017-2 A3 1.68% Due 8/16/2021	27,759.04	194.86	27,953.90
05/15/2021	Paydown	47788BAD6	41,176.32	John Deere Owner Trust 2017-B A3 1.82% Due 10/15/2021	2,229.58	14.33	2,243.91
05/15/2021	Paydown	47788EAC2	1,721,483.13	John Deere Owner Trust 2018-B A3 3.08% Due 11/15/2022	60,116.30	3,062.76	63,179.06
05/15/2021	Paydown	58770FAC6	1,050,000.00	Mercedes Benz Auto Lease Trust 2020-A A3 1.84% Due 12/15/2022	0.00	1,610.00	1,610.00
05/15/2021	Paydown	43815NAC8	2,030,000.00	Honda Auto Receivables Trust 2019-3 A3 1.78% Due 8/15/2023	87,888.94	1,656.47	89,545.41
05/15/2021	Paydown	47787NAC3	740,000.00	John Deere Owner Trust 2020-B A3 0.51% Due 11/15/2024	0.00	314.50	314.50
05/15/2021	Paydown	47788CAC6	305,771.95	John Deere Owner Trust 2018-A A3 2.66% Due 4/18/2022	13,856.93	404.04	14,260.97
05/15/2021	Paydown	89238TAD5	2,327,133.23	Toyota Auto Receivables Trust 2018-B A3 2.96% Due 9/15/2022	87,949.80	3,834.14	91,783.94
05/16/2021	Paydown	654747AD6	59,713.32	Nissan Auto Receivables Trust 2017-A A3 1.74% Due 8/16/2021	4,617.83	26.86	4,644.69
05/18/2021	Interest	404280BS7	2,750,000.00	HSBC Holdings PLC Callable Note 1X 5/18/2023 3.95% Due 5/18/2024	0.00	54,312.50	54,312.50
05/19/2021	Maturity	857477AV5	2,075,000.00	State Street Bank Note 1.95% Due 5/19/2021	2,075,000.00	20,231.25	2,095,231.25
05/19/2021	Paydown	3137BDDC7	1,220,450.18	FHLMC K716 A2 3.13% Due 6/25/2021	256,578.24	2,109.20	258,687.44
05/20/2021	Paydown	92348AAA3	1,390,000.00	Verizon Owner Trust 2019-C A1A 1.94% Due 4/22/2024	29,301.29	1,825.59	31,126.88
05/21/2021	Paydown	43815HAC1	1,496,265.51	Honda Auto Receivables Trust 2018-3 A3 2.95% Due 8/22/2022	95,459.43	423.53	95,882.96

City of Corona Consolidated

Cash Flow Report



Account #10003

As of July 31, 2020

Payment Date	Transaction Type	CUSIP	Quantity	Security Description	Principal Amount	Income	Total Amount
05/22/2021	Interest	3135G04Q3	5,735,000.00	FNMA Note 0.25% Due 5/22/2023	0.00	7,168.75	7,168.75
05/25/2021	Interest	3137BM6P6	4,000,000.00	FHLMC K721 A2 3.09% Due 8/25/2022	0.00	10,300.00	10,300.00
05/25/2021	Interest	3137BYPQ7	3,885,145.84	FHLMC K726 A2 2.905% Due 4/25/2024	0.00	9,405.29	9,405.29
05/25/2021	Interest	3137B7MZ9	3,750,000.00	FHLMC K036 A2 3.527% Due 10/25/2023	0.00	11,021.87	11,021.87
05/25/2021	Interest	404280BA6	1,200,000.00	HSBC Holdings PLC Note 3.6% Due 5/25/2023	0.00	21,600.00	21,600.00
05/25/2021	Interest	3137B5JM6	3,850,000.00	FHLMC K034 A2 3.531% Due 7/25/2023	0.00	11,328.63	11,328.63
05/25/2021	Paydown	3137B4WB8	3,350,000.00	FHLMC K033 A2 3.06% Due 7/25/2023	0.00	8,542.50	8,542.50
05/25/2021	Paydown	3137BFDQ1	2,099,849.19	FHLMC K717 A2 2.991% Due 9/25/2021	262,055.61	3,286.82	265,342.43
MAY 2021					9,467,370.28	354,735.30	9,822,105.58
06/08/2021	Interest	3130A0F70	3,500,000.00	FHLB Note 3.375% Due 12/8/2023	0.00	59,062.50	59,062.50
06/11/2021	Maturity	313379RB7	2,500,000.00	FHLB Note 1.875% Due 6/11/2021	2,500,000.00	23,437.50	2,523,437.50
06/14/2021	Interest	3130A1XJ2	5,500,000.00	FHLB Note 2.875% Due 6/14/2024	0.00	79,062.51	79,062.51
06/15/2021	Paydown	477870AC3	1,010,000.00	John Deere Owner Trust 2019-B A3 2.21% Due 12/15/2023	24,119.45	1,420.93	25,540.38
06/15/2021	Paydown	47787NAC3	740,000.00	John Deere Owner Trust 2020-B A3 0.51% Due 11/15/2024	0.00	314.50	314.50
06/15/2021	Paydown	89238TAD5	2,327,133.23	Toyota Auto Receivables Trust 2018-B A3 2.96% Due 9/15/2022	88,374.89	3,617.19	91,992.08
06/15/2021	Paydown	43811BAC8	387,275.84	Honda Auto Receivables Trust 2017-2 A3 1.68% Due 8/16/2021	27,797.90	156.00	27,953.90
06/15/2021	Paydown	58770FAC6	1,050,000.00	Mercedes Benz Auto Lease Trust 2020-A A3 1.84% Due 12/15/2022	100,568.03	1,610.00	102,178.03

City of Corona Consolidated

Cash Flow Report



Account #10003

As of July 31, 2020

Payment Date	Transaction Type	CUSIP	Quantity	Security Description	Principal Amount	Income	Total Amount
06/15/2021	Paydown	65479JAD5	2,170,000.00	Nissan Auto Receivables Owner 2019-C A3 1.93% Due 7/15/2024	43,836.02	2,793.70	46,629.72
06/15/2021	Paydown	43813DAC2	980,000.00	Honda Auto Receivables 2020-2 A3 0.82% Due 7/15/2024	20,228.34	531.96	20,760.30
06/15/2021	Paydown	43815NAC8	2,030,000.00	Honda Auto Receivables Trust 2019-3 A3 1.78% Due 8/15/2023	85,147.48	1,526.10	86,673.58
06/15/2021	Paydown	47788BAD6	41,176.32	John Deere Owner Trust 2017-B A3 1.82% Due 10/15/2021	1,968.53	10.95	1,979.48
06/15/2021	Paydown	47788CAC6	305,771.95	John Deere Owner Trust 2018-A A3 2.66% Due 4/18/2022	13,884.07	373.32	14,257.39
06/15/2021	Paydown	47788EAC2	1,721,483.13	John Deere Owner Trust 2018-B A3 3.08% Due 11/15/2022	60,406.86	2,908.46	63,315.32
06/15/2021	Paydown	47789KAC7	2,065,000.00	John Deere Owner Trust 2020-A A3 1.1% Due 8/15/2024	40,522.76	1,527.02	42,049.78
06/15/2021	Paydown	47789JAD8	2,500,000.00	John Deere Owner Trust 2019-A A3 2.91% Due 7/17/2023	66,280.69	4,475.92	70,756.61
06/16/2021	Paydown	654747AD6	59,713.32	Nissan Auto Receivables Trust 2017-A A3 1.74% Due 8/16/2021	4,626.07	20.16	4,646.23
06/17/2021	Interest	3135G04Z3	3,310,000.00	FNMA Note 0.5% Due 6/17/2025	0.00	8,275.00	8,275.00
06/19/2021	Interest	3137EAEN5	4,550,000.00	FHLMC Note 2.75% Due 6/19/2023	0.00	62,562.50	62,562.50
06/19/2021	Paydown	3137BDCC7	1,220,450.18	FHLMC K716 A2 3.13% Due 6/25/2021	311,645.20	1,439.96	313,085.16
06/20/2021	Paydown	92348AAA3	1,390,000.00	Verizon Owner Trust 2019-C A1A 1.94% Due 4/22/2024	29,367.22	1,778.22	31,145.44
06/21/2021	Paydown	43815HAC1	1,496,265.51	Honda Auto Receivables Trust 2018-3 A3 2.95% Due 8/22/2022	76,825.62	188.86	77,014.48
06/24/2021	Interest	166764AH3	3,000,000.00	Chevron Corp Callable Note Cont 3/24/2023 3.191% Due 6/24/2023	0.00	47,865.00	47,865.00
06/25/2021	Interest	3137BM6P6	4,000,000.00	FHLMC K721 A2 3.09% Due 8/25/2022	0.00	10,300.00	10,300.00
06/25/2021	Interest	3137B7MZ9	3,750,000.00	FHLMC K036 A2 3.527% Due 10/25/2023	0.00	11,021.87	11,021.87

City of Corona Consolidated

Cash Flow Report



Account #10003

As of July 31, 2020

Payment Date	Transaction Type	CUSIP	Quantity	Security Description	Principal Amount	Income	Total Amount
06/25/2021	Interest	3137BYPQ7	3,885,145.84	FHLMC K726 A2 2.905% Due 4/25/2024	0.00	9,405.29	9,405.29
06/25/2021	Interest	3137B5JM6	3,850,000.00	FHLMC K034 A2 3.531% Due 7/25/2023	0.00	11,328.63	11,328.63
06/25/2021	Paydown	3137B4WB8	3,350,000.00	FHLMC K033 A2 3.06% Due 7/25/2023	0.00	8,542.50	8,542.50
06/25/2021	Paydown	3137BFDQ1	2,099,849.19	FHLMC K717 A2 2.991% Due 9/25/2021	262,893.31	2,633.64	265,526.95
06/26/2021	Interest	931142EK5	2,000,000.00	Wal-Mart Stores Callable Note Cont 5/26/2023 3.4% Due 6/26/2023	0.00	34,000.00	34,000.00
06/30/2021	Interest	912828N30	4,800,000.00	US Treasury Note 2.125% Due 12/31/2022	0.00	51,000.00	51,000.00
06/30/2021	Interest	912828V23	4,500,000.00	US Treasury Note 2.25% Due 12/31/2023	0.00	50,625.00	50,625.00
06/30/2021	Interest	912828XX3	4,900,000.00	US Treasury Note 2% Due 6/30/2024	0.00	49,000.00	49,000.00
06/30/2021	Interest	912828XG0	4,000,000.00	US Treasury Note 2.125% Due 6/30/2022	0.00	42,500.00	42,500.00
JUN 2021					3,758,492.44	585,315.19	4,343,807.63
07/05/2021	Interest	3135G0S38	4,000,000.00	FNMA Note 2% Due 1/5/2022	0.00	40,000.00	40,000.00
07/07/2021	Interest	3135G0X24	4,220,000.00	FNMA Note 1.625% Due 1/7/2025	0.00	34,287.50	34,287.50
07/10/2021	Interest	3135G05G4	4,755,000.00	FNMA Note 0.25% Due 7/10/2023	0.00	5,943.75	5,943.75
07/11/2021	Interest	89236TDP7	3,100,000.00	Toyota Motor Credit Corp Note 2.6% Due 1/11/2022	0.00	40,300.00	40,300.00
07/14/2021	Interest	02665WCJ8	930,000.00	American Honda Finance Note 3.45% Due 7/14/2023	0.00	16,042.50	16,042.50
07/14/2021	Maturity	3130A8QS5	2,900,000.00	FHLB Note 1.125% Due 7/14/2021	2,900,000.00	16,312.50	2,916,312.50
07/15/2021	Interest	48128BAB7	3,250,000.00	JP Morgan Chase & Co Callable Note 1X 1/15/2022 2.972% Due 1/15/2023	0.00	48,295.00	48,295.00

City of Corona Consolidated

Cash Flow Report



Account #10003

As of July 31, 2020

Payment Date	Transaction Type	CUSIP	Quantity	Security Description	Principal Amount	Income	Total Amount
07/15/2021	Paydown	43813DAC2	980,000.00	Honda Auto Receivables 2020-2 A3 0.82% Due 7/15/2024	20,242.16	518.14	20,760.30
07/15/2021	Paydown	477870AC3	1,010,000.00	John Deere Owner Trust 2019-B A3 2.21% Due 12/15/2023	24,169.70	1,376.51	25,546.21
07/15/2021	Paydown	47789KAC7	2,065,000.00	John Deere Owner Trust 2020-A A3 1.1% Due 8/15/2024	40,634.21	1,489.87	42,124.08
07/15/2021	Paydown	47789JAD8	2,500,000.00	John Deere Owner Trust 2019-A A3 2.91% Due 7/17/2023	66,437.55	4,315.19	70,752.74
07/15/2021	Paydown	65479JAD5	2,170,000.00	Nissan Auto Receivables Owner 2019-C A3 1.93% Due 7/15/2024	43,934.65	2,723.20	46,657.85
07/15/2021	Paydown	43815NAC8	2,030,000.00	Honda Auto Receivables Trust 2019-3 A3 1.78% Due 8/15/2023	82,399.37	1,399.80	83,799.17
07/15/2021	Paydown	47788BAD6	41,176.32	John Deere Owner Trust 2017-B A3 1.82% Due 10/15/2021	1,706.94	7.97	1,714.91
07/15/2021	Paydown	47788CAC6	305,771.95	John Deere Owner Trust 2018-A A3 2.66% Due 4/18/2022	13,911.26	342.54	14,253.80
07/15/2021	Paydown	47788EAC2	1,721,483.13	John Deere Owner Trust 2018-B A3 3.08% Due 11/15/2022	60,698.82	2,753.42	63,452.24
07/15/2021	Paydown	43811BAC8	387,275.84	Honda Auto Receivables Trust 2017-2 A3 1.68% Due 8/16/2021	27,836.82	117.08	27,953.90
07/15/2021	Paydown	47787NAC3	740,000.00	John Deere Owner Trust 2020-B A3 0.51% Due 11/15/2024	0.00	314.50	314.50
07/15/2021	Paydown	58770FAC6	1,050,000.00	Mercedes Benz Auto Lease Trust 2020-A A3 1.84% Due 12/15/2022	95,651.95	1,455.80	97,107.75
07/15/2021	Paydown	89238TAD5	2,327,133.23	Toyota Auto Receivables Trust 2018-B A3 2.96% Due 9/15/2022	88,802.04	3,399.20	92,201.24
07/16/2021	Paydown	654747AD6	59,713.32	Nissan Auto Receivables Trust 2017-A A3 1.74% Due 8/16/2021	4,634.32	13.45	4,647.77
07/18/2021	Interest	4581X0CW6	4,000,000.00	Inter-American Dev Bank Note 2.125% Due 1/18/2022	0.00	42,500.00	42,500.00
07/19/2021	Interest	3135G0T94	5,500,000.00	FNMA Note 2.375% Due 1/19/2023	0.00	65,312.50	65,312.50
07/19/2021	Interest	89114QC48	1,910,000.00	Toronto Dominion Bank Note 3.5% Due 7/19/2023	0.00	33,425.00	33,425.00

City of Corona Consolidated

Cash Flow Report



Account #10003

As of July 31, 2020

Payment Date	Transaction Type	CUSIP	Quantity	Security Description	Principal Amount	Income	Total Amount
07/19/2021	Paydown	3137BDDC7	1,220,450.18	FHLMC K716 A2 3.13% Due 6/25/2021	240,415.05	627.08	241,042.13
07/20/2021	Paydown	92348AAA3	1,390,000.00	Verizon Owner Trust 2019-C A1A 1.94% Due 4/22/2024	29,433.30	1,730.74	31,164.04
07/21/2021	Interest	3137EAEU9	3,540,000.00	FHLMC Note 0.375% Due 7/21/2025	0.00	6,637.50	6,637.50
07/21/2021	Interest	90331HPL1	4,145,000.00	US Bank NA Callable Note Cont 12/21/2024 2.05% Due 1/21/2025	0.00	42,486.25	42,486.25
07/25/2021	Interest	3137BM6P6	4,000,000.00	FHLMC K721 A2 3.09% Due 8/25/2022	0.00	10,300.00	10,300.00
07/25/2021	Interest	3137BYPQ7	3,885,145.84	FHLMC K726 A2 2.905% Due 4/25/2024	0.00	9,405.29	9,405.29
07/25/2021	Interest	808513AT2	2,250,000.00	Charles Schwab Corp Callable Note Cont 12/25/2022 2.65% Due 1/25/2023	0.00	29,812.50	29,812.50
07/25/2021	Interest	3137B7MZ9	3,750,000.00	FHLMC K036 A2 3.527% Due 10/25/2023	0.00	11,021.87	11,021.87
07/25/2021	Interest	3137B5JM6	3,850,000.00	FHLMC K034 A2 3.531% Due 7/25/2023	0.00	11,328.63	11,328.63
07/25/2021	Paydown	3137B4WB8	3,350,000.00	FHLMC K033 A2 3.06% Due 7/25/2023	0.00	8,542.50	8,542.50
07/25/2021	Paydown	3137BFDQ1	2,099,849.19	FHLMC K717 A2 2.991% Due 9/25/2021	263,733.70	1,978.38	265,712.08
07/28/2021	Interest	69353RFE3	3,050,000.00	PNC Bank Callable Note Cont 6/28/2022 2.45% Due 7/28/2022	0.00	37,362.50	37,362.50
JUL 2021					4,004,641.84	533,878.66	4,538,520.50
TOTAL					41,944,824.52	6,233,246.70	48,178,071.22

City of Corona Consolidated

Holdings by Maturity



Account #10003

As of July 31, 2020

CUSIP	Security Description	Par Value/Units	Purchase Date Book Yield	Cost Value Book Value	Mkt Price Mkt YTM	Market Value Accrued Int.	% of Port. Gain/Loss	Moody S&P	Term (yrs) Duration
90LAIF\$00	Local Agency Investment Fund State Pool	29,890,610.22	Various 0.84%	29,890,610.22 29,890,610.22	1.00 0.84%	29,890,610.22 27,528.10	8.71% 0.00	NR NR	0.00 0.00
60934N807	Federated Investors Govt Oblig Fund Inst.	354,592.28	Various 0.01%	354,592.28 354,592.28	1.00 0.01%	354,592.28 0.00	0.10% 0.00	Aaa AAA	0.00 0.00
459058GA5	Intl. Bank Recon & Development Note 1.625% Due 9/4/2020	600,000.00	11/03/2017 1.87%	595,902.00 595,902.00	100.12 0.35%	600,697.20 3,981.25	0.18% 4,795.20	Aaa AAA	0.10 0.09
594918BG8	Microsoft Callable Note Cont. 10/3/2020 2% Due 11/3/2020	1,035,000.00	10/29/2015 2.02%	1,034,172.00 1,034,172.00	100.30 0.27%	1,038,077.06 5,060.00	0.30% 3,905.06	Aaa AAA	0.18 0.17
00440EAT4	Chubb INA Holdings Inc Callable Note Cont 10/3/2020 2.3% Due 11/3/2020	2,545,000.00	02/06/2017 2.17%	2,556,986.95 2,556,986.95	100.33 0.40%	2,553,291.61 14,308.56	0.75% (3,695.34)	A3 A	0.18 0.17
43815HAC1	Honda Auto Receivables Trust 2018-3 A3 2.95% Due 8/22/2022	1,496,265.51	08/21/2018 2.98%	1,496,060.22 1,496,060.22	101.62 0.26%	1,520,507.45 1,226.11	0.44% 24,447.23	Aaa NR	0.41 0.60
47788BAD6	John Deere Owner Trust 2017-B A3 1.82% Due 10/15/2021	41,176.32	07/11/2017 1.83%	41,173.30 41,173.30	100.15 0.53%	41,236.20 33.31	0.01% 62.90	Aaa NR	0.48 0.11
45950KCM0	International Finance Corp Note 2.25% Due 1/25/2021	1,685,000.00	01/18/2018 2.35%	1,680,046.10 1,680,046.10	100.97 0.25%	1,701,293.95 631.88	0.50% 21,247.85	Aaa AAA	0.49 0.48
654747AD6	Nissan Auto Receivables Trust 2017-A A3 1.74% Due 8/16/2021	59,713.32	12/27/2017 2.10%	59,333.12 59,333.12	100.08 0.38%	59,762.46 43.29	0.02% 429.34	Aaa NR	0.55 0.05
3130A7CV5	FHLB Note 1.375% Due 2/18/2021	3,070,000.00	02/17/2016 1.46%	3,057,597.20 3,057,597.20	100.68 0.13%	3,090,965.03 19,112.88	0.91% 33,367.83	Aaa AA+	0.55 0.54
3135G0J20	FNMA Note 1.375% Due 2/26/2021	4,050,000.00	Various 1.45%	4,034,893.60 4,034,893.60	100.69 0.16%	4,078,102.95 23,976.56	1.19% 43,209.35	Aaa AA+	0.58 0.57
43811BAC8	Honda Auto Receivables Trust 2017-2 A3 1.68% Due 8/16/2021	387,275.84	04/27/2018 2.62%	381,254.92 381,254.92	100.23 0.24%	388,149.53 289.17	0.11% 6,894.61	Aaa AAA	0.58 0.16
30231GAV4	Exxon Mobil Corp Callable Note Cont 2/1/2021 2.222% Due 3/1/2021	2,700,000.00	Various 1.97%	2,730,414.55 2,730,414.55	100.95 0.59%	2,725,579.80 24,997.50	0.80% (4,834.75)	Aa1 AA	0.58 0.58
24422ESL4	John Deere Capital Corp Note 2.8% Due 3/4/2021	1,850,000.00	05/24/2017 2.12%	1,895,010.50 1,895,010.50	101.47 0.31%	1,877,215.35 21,151.67	0.55% (17,795.15)	A2 A	0.59 0.58
3135G0K69	FNMA Note 1.25% Due 5/6/2021	3,300,000.00	06/29/2016 1.18%	3,311,220.00 3,311,220.00	100.85 0.14%	3,328,050.00 9,739.58	0.97% 16,830.00	Aaa AA+	0.76 0.76

City of Corona Consolidated

Holdings by Maturity



Account #10003

As of July 31, 2020

CUSIP	Security Description	Par Value/Units	Purchase Date Book Yield	Cost Value Book Value	Mkt Price Mkt YTM	Market Value Accrued Int.	% of Port. Gain/Loss	Moody S&P	Term (yrs) Duration
369550BE7	General Dynamics Corp Note 3% Due 5/11/2021	2,970,000.00	Various 3.25%	2,949,150.50 2,949,150.50	102.07 0.33%	3,031,490.88 19,800.00	0.89% 82,340.38	A2 A	0.78 0.77
3137BDDC7	FHLMC K716 A2 3.13% Due 6/25/2021	1,220,450.18	09/12/2017 1.92%	1,270,507.71 1,270,507.71	101.44 0.80%	1,237,994.15 636.67	0.36% (32,513.56)	Aaa AA+	0.80 0.70
857477AV5	State Street Bank Note 1.95% Due 5/19/2021	2,075,000.00	Various 2.04%	2,067,408.60 2,067,408.60	101.36 0.25%	2,103,249.05 8,092.50	0.61% 35,840.45	A1 A	0.80 0.79
313379RB7	FHLB Note 1.875% Due 6/11/2021	2,500,000.00	08/30/2017 1.67%	2,518,850.00 2,518,850.00	101.53 0.10%	2,538,215.00 6,510.42	0.74% 19,365.00	Aaa AA+	0.86 0.86
3137BFDQ1	FHLMC K717 A2 2.991% Due 9/25/2021	2,099,849.19	Various 2.61%	2,121,484.56 2,121,484.56	102.03 1.33%	2,142,579.00 5,233.87	0.63% 21,094.44	NR NR	0.86 0.95
43815NAC8	Honda Auto Receivables Trust 2019-3 A3 1.78% Due 8/15/2023	2,030,000.00	08/20/2019 1.79%	2,029,983.15 2,029,983.15	102.07 0.46%	2,072,100.17 1,605.96	0.60% 42,117.02	Aaa AAA	0.92 1.55
47788CAC6	John Deere Owner Trust 2018-A A3 2.66% Due 4/18/2022	305,771.95	02/21/2018 2.68%	305,749.98 305,749.98	100.70 0.48%	307,911.40 361.49	0.09% 2,161.42	Aaa NR	0.92 0.32
594918BP8	Microsoft Callable Note Cont 7/8/2021 1.55% Due 8/8/2021	1,875,000.00	Various 1.57%	1,872,774.45 1,872,774.45	101.25 0.21%	1,898,505.00 13,966.15	0.56% 25,730.55	Aaa AAA	0.94 0.93
3130A8QS5	FHLB Note 1.125% Due 7/14/2021	2,900,000.00	10/04/2016 1.33%	2,873,204.00 2,873,204.00	100.96 0.12%	2,927,773.30 1,540.63	0.85% 54,569.30	Aaa AA+	0.95 0.95
3137EAEC9	FHLMC Note 1.125% Due 8/12/2021	4,125,000.00	Various 1.30%	4,090,903.75 4,090,903.75	101.01 0.15%	4,166,460.38 21,785.16	1.22% 75,556.63	Aaa AA+	1.03 1.02
68389XBK0	Oracle Corp Callable Note Cont 8/15/2021 1.9% Due 9/15/2021	3,325,000.00	Various 2.44%	3,255,728.25 3,255,728.25	101.68 0.28%	3,380,713.70 23,866.11	0.99% 124,985.45	A3 A	1.04 1.03
3135G0N82	FNMA Note 1.25% Due 8/17/2021	4,100,000.00	Various 1.32%	4,086,725.40 4,086,725.40	101.15 0.15%	4,147,031.10 23,347.22	1.21% 60,305.70	Aaa AA+	1.05 1.03
89238TAD5	Toyota Auto Receivables Trust 2018-B A3 2.96% Due 9/15/2022	2,327,133.23	07/25/2019 2.31%	2,351,768.12 2,351,768.12	101.46 0.23%	2,361,197.81 3,061.47	0.69% 9,429.69	Aaa AAA	1.11 0.53
3135G0Q89	FNMA Note 1.375% Due 10/7/2021	3,925,000.00	Various 1.66%	3,873,275.45 3,873,275.45	101.46 0.14%	3,982,422.75 17,090.11	1.16% 109,147.30	Aaa AA+	1.19 1.17
47788EAC2	John Deere Owner Trust 2018-B A3 3.08% Due 11/15/2022	1,721,483.13	07/18/2018 3.10%	1,721,352.64 1,721,352.64	101.51 0.29%	1,747,441.24 2,356.52	0.51% 26,088.60	Aaa NR	1.19 0.54
3130AF5B9	FHLB Note 3% Due 10/12/2021	2,500,000.00	11/29/2018 2.91%	2,506,300.00 2,506,300.00	103.44 0.13%	2,585,930.00 22,708.33	0.76% 79,630.00	Aaa AA+	1.20 1.18

City of Corona Consolidated

Holdings by Maturity



Account #10003

As of July 31, 2020

CUSIP	Security Description	Par Value/Units	Purchase Date Book Yield	Cost Value Book Value	Mkt Price Mkt YTM	Market Value Accrued Int.	% of Port. Gain/Loss	Moody S&P	Term (yrs) Duration
58770FAC6	Mercedes Benz Auto Lease Trust 2020-A A3 1.84% Due 12/15/2022	1,050,000.00	01/21/2020 1.85%	1,049,861.61 1,049,861.61	101.85 0.55%	1,069,378.80 858.67	0.31% 19,517.19	Aaa AAA	1.39 1.41
3135G0S38	FNMA Note 2% Due 1/5/2022	4,000,000.00	01/11/2017 2.02%	3,996,900.00 3,996,900.00	102.64 0.15%	4,105,712.00 5,777.78	1.20% 108,812.00	Aaa AA+	1.43 1.41
89236TDP7	Toyota Motor Credit Corp Note 2.6% Due 1/11/2022	3,100,000.00	Various 3.18%	3,038,938.00 3,038,938.00	103.23 0.36%	3,199,975.00 4,477.78	0.93% 161,037.00	A1 A+	1.45 1.42
48128BAB7	JP Morgan Chase & Co Callable Note 1X 1/15/2022 2.972% Due 1/15/2023	3,250,000.00	Various 3.11%	3,228,657.50 3,228,657.50	103.57 0.51%	3,366,093.25 4,292.89	0.98% 137,435.75	A2 A-	1.46 1.43
4581X0CW6	Inter-American Dev Bank Note 2.125% Due 1/18/2022	4,000,000.00	11/03/2017 2.07%	4,008,600.00 4,008,600.00	102.71 0.27%	4,108,404.00 3,069.44	1.20% 99,804.00	Aaa NR	1.47 1.45
3137B4WB8	FHLMC K033 A2 3.06% Due 7/25/2023	3,350,000.00	07/23/2019 2.18%	3,458,875.00 3,458,875.00	106.85 0.56%	3,579,344.35 1,708.50	1.04% 120,469.35	Aaa NR	1.56 2.73
47789JAD8	John Deere Owner Trust 2019-A A3 2.91% Due 7/17/2023	2,500,000.00	08/27/2019 1.87%	2,552,050.78 2,552,050.78	102.64 0.30%	2,565,885.00 3,233.33	0.75% 13,834.22	Aaa NR	1.56 1.00
912828J43	US Treasury Note 1.75% Due 2/28/2022	4,350,000.00	03/13/2017 2.14%	4,271,340.74 4,271,340.74	102.56 0.13%	4,461,299.10 31,856.66	1.31% 189,958.36	Aaa AA+	1.58 1.56
3135G0T45	FNMA Note 1.875% Due 4/5/2022	4,650,000.00	06/19/2017 1.88%	4,649,297.85 4,649,297.85	102.87 0.16%	4,783,506.15 28,093.75	1.40% 134,208.30	Aaa AA+	1.68 1.65
477870AC3	John Deere Owner Trust 2019-B A3 2.21% Due 12/15/2023	1,010,000.00	07/16/2019 2.23%	1,009,785.58 1,009,785.58	102.63 0.33%	1,036,543.81 992.04	0.30% 26,758.23	Aaa NR	1.73 1.38
69353RFE3	PNC Bank Callable Note Cont 6/28/2022 2.45% Due 7/28/2022	3,050,000.00	07/25/2017 2.45%	3,049,725.50 3,049,725.50	103.93 0.38%	3,169,852.80 622.71	0.92% 120,127.30	A2 A	1.91 1.88
912828XG0	US Treasury Note 2.125% Due 6/30/2022	4,000,000.00	08/15/2017 1.82%	4,056,732.15 4,056,732.15	103.82 0.13%	4,152,812.00 7,391.30	1.21% 96,079.85	Aaa AA+	1.92 1.88
3137BM6P6	FHLMC K721 A2 3.09% Due 8/25/2022	4,000,000.00	Various 2.22%	4,140,475.70 4,140,475.70	103.99 0.81%	4,159,668.00 10,300.00	1.21% 19,192.30	Aaa NR	1.93 1.80
92348AAA3	Verizon Owner Trust 2019-C A1A 1.94% Due 4/22/2024	1,390,000.00	10/01/2019 1.95%	1,389,892.83 1,389,892.83	102.51 0.44%	1,424,902.90 823.96	0.42% 35,010.07	NR AAA	1.96 1.65
43813DAC2	Honda Auto Receivables 2020-2 A3 0.82% Due 7/15/2024	980,000.00	05/18/2020 0.83%	979,922.87 979,922.87	100.98 0.39%	989,633.40 357.16	0.29% 9,710.53	Aaa AAA	2.01 2.11
65479JAD5	Nissan Auto Receivables Owner 2019-C A3 1.93% Due 7/15/2024	2,170,000.00	10/16/2019 1.94%	2,169,885.42 2,169,885.42	102.84 0.40%	2,231,625.83 1,861.38	0.65% 61,740.41	Aaa AAA	2.04 1.83

City of Corona Consolidated

Holdings by Maturity



Account #10003

As of July 31, 2020

CUSIP	Security Description	Par Value/Units	Purchase Date Book Yield	Cost Value Book Value	Mkt Price Mkt YTM	Market Value Accrued Int.	% of Port. Gain/Loss	Moody S&P	Term (yrs) Duration
912828L24	US Treasury Note 1.875% Due 8/31/2022	4,500,000.00	10/17/2017 1.98%	4,478,906.25 4,478,906.25	103.64 0.12%	4,664,002.50 35,309.10	1.37% 185,096.25	Aaa AA+	2.08 2.04
47789KAC7	John Deere Owner Trust 2020-A A3 1.1% Due 8/15/2024	2,065,000.00	Various 1.00%	2,069,450.34 2,069,450.34	101.03 0.61%	2,086,215.81 1,009.55	0.61% 16,765.47	Aaa NR	2.09 2.07
44932HAC7	IBM Credit Corp Note 2.2% Due 9/8/2022	2,955,000.00	11/29/2017 2.58%	2,905,001.40 2,905,001.40	103.94 0.32%	3,071,533.38 25,823.42	0.90% 166,531.98	A2 A	2.11 2.05
4581X0CZ9	Inter-American Dev Bank Note 1.75% Due 9/14/2022	3,600,000.00	Various 2.30%	3,512,573.00 3,512,573.00	103.24 0.22%	3,716,658.00 23,975.00	1.09% 204,085.00	Aaa AAA	2.12 2.08
808513AT2	Charles Schwab Corp Callable Note Cont 12/25/2022 2.65% Due 1/25/2023	2,250,000.00	Various 2.32%	2,273,392.50 2,273,392.50	105.33 0.41%	2,369,990.25 993.75	0.69% 96,597.75	A2 A	2.40 2.34
912828N30	US Treasury Note 2.125% Due 12/31/2022	4,800,000.00	01/25/2018 2.46%	4,725,375.00 4,725,375.00	104.83 0.12%	5,031,748.80 8,869.57	1.47% 306,373.80	Aaa AA+	2.42 2.36
084670BR8	Berkshire Hathaway Callable Note Cont 1/15/2023 2.75% Due 3/15/2023	2,500,000.00	11/26/2018 3.51%	2,425,225.00 2,425,225.00	105.98 0.30%	2,649,525.00 25,972.22	0.78% 224,300.00	Aa2 AA	2.46 2.37
3135G0T94	FNMA Note 2.375% Due 1/19/2023	5,500,000.00	04/11/2018 2.71%	5,418,930.00 5,418,930.00	105.40 0.18%	5,797,154.00 4,354.17	1.69% 378,224.00	Aaa AA+	2.47 2.41
47787NAC3	John Deere Owner Trust 2020-B A3 0.51% Due 11/15/2024	740,000.00	07/14/2020 0.52%	739,887.22 739,887.22	100.08 0.48%	740,593.48 94.35	0.22% 706.26	Aaa NR	2.55 2.32
06051GHF9	Bank of America Corp Callable Note 1X 3/5/2023 3.55% Due 3/5/2024	3,250,000.00	Various 2.94%	3,273,420.00 3,273,420.00	107.14 0.76%	3,481,994.75 46,790.98	1.03% 208,574.75	A2 A-	2.59 2.47
24422ETG4	John Deere Capital Corp Note 2.8% Due 3/6/2023	1,500,000.00	Various 3.52%	1,454,530.00 1,454,530.00	106.29 0.36%	1,594,372.50 16,916.67	0.47% 139,842.50	A2 A	2.60 2.50
166764AH3	Chevron Corp Callable Note Cont 3/24/2023 3.191% Due 6/24/2023	3,000,000.00	Various 3.33%	2,982,300.00 2,982,300.00	107.47 0.35%	3,223,950.00 9,838.92	0.94% 241,650.00	Aa2 AA	2.65 2.55
037833AK6	Apple Inc Note 2.4% Due 5/3/2023	2,215,000.00	11/28/2018 3.54%	2,112,644.85 2,112,644.85	105.74 0.31%	2,342,045.76 12,994.67	0.69% 229,400.91	Aa1 AA+	2.76 2.67
3137EAER6	FHLMC Note 0.375% Due 5/5/2023	5,790,000.00	05/05/2020 0.39%	5,787,568.20 5,787,568.20	100.41 0.23%	5,813,785.32 5,066.25	1.69% 26,217.12	Aaa AA+	2.76 2.74
404280BS7	HSBC Holdings PLC Callable Note 1X 5/18/2023 3.95% Due 5/18/2024	2,750,000.00	Various 2.19%	2,887,177.50 2,887,177.50	107.83 1.10%	2,965,204.00 22,026.73	0.87% 78,026.50	A2 A-	2.80 2.65

City of Corona Consolidated

Holdings by Maturity



Account #10003

As of July 31, 2020

CUSIP	Security Description	Par Value/Units	Purchase Date Book Yield	Cost Value Book Value	Mkt Price Mkt YTM	Market Value Accrued Int.	% of Port. Gain/Loss	Moody S&P	Term (yrs) Duration
3135G04Q3	FNMA Note 0.25% Due 5/22/2023	5,735,000.00	05/20/2020 0.35%	5,717,737.65 5,717,737.65	100.06 0.23%	5,738,268.95 2,748.02	1.67% 20,531.30	Aaa AA+	2.81 2.80
404280BA6	HSBC Holdings PLC Note 3.6% Due 5/25/2023	1,200,000.00	05/15/2019 2.97%	1,228,680.00 1,228,680.00	107.31 0.96%	1,287,753.60 7,920.00	0.38% 59,073.60	A2 A-	2.82 2.68
931142EK5	Wal-Mart Stores Callable Note Cont 5/26/2023 3.4% Due 6/26/2023	2,000,000.00	05/08/2019 2.67%	2,056,900.00 2,056,900.00	108.60 0.33%	2,171,952.00 6,611.11	0.63% 115,052.00	Aa2 AA	2.82 2.71
3137EAEN5	FHLMC Note 2.75% Due 6/19/2023	4,550,000.00	Various 2.86%	4,527,967.50 4,527,967.50	107.30 0.21%	4,881,986.20 14,597.91	1.43% 354,018.70	Aaa AA+	2.88 2.78
3135G05G4	FNMA Note 0.25% Due 7/10/2023	4,755,000.00	07/08/2020 0.32%	4,744,776.75 4,744,776.75	100.00 0.25%	4,755,218.73 693.44	1.38% 10,441.98	Aaa AA+	2.94 2.93
02665WCJ8	American Honda Finance Note 3.45% Due 7/14/2023	930,000.00	07/11/2018 3.49%	928,391.10 928,391.10	108.13 0.67%	1,005,591.33 1,515.13	0.29% 77,200.23	A3 A-	2.95 2.82
3137B5JM6	FHLMC K034 A2 3.531% Due 7/25/2023	3,850,000.00	08/28/2018 3.03%	3,931,662.11 3,931,662.11	108.26 0.56%	4,167,975.35 11,328.63	1.22% 236,313.24	NR NR	2.96 2.75
89114QC48	Toronto Dominion Bank Note 3.5% Due 7/19/2023	1,910,000.00	07/27/2018 3.56%	1,904,461.00 1,904,461.00	109.07 0.42%	2,083,317.22 2,228.33	0.61% 178,856.22	Aa1 AA-	2.97 2.84
69371RP59	Paccar Financial Corp Note 3.4% Due 8/9/2023	2,300,000.00	08/06/2018 3.41%	2,299,057.00 2,299,057.00	108.45 0.58%	2,494,244.20 37,362.22	0.74% 195,187.20	A1 A+	3.02 2.85
06406RAJ6	Bank of NY Mellon Corp Note 3.45% Due 8/11/2023	3,254,000.00	05/16/2019 2.79%	3,339,580.20 3,339,580.20	108.81 0.51%	3,540,755.50 53,013.08	1.05% 201,175.30	A1 A	3.03 2.86
3137B7MZ9	FHLMC K036 A2 3.527% Due 10/25/2023	3,750,000.00	Various 2.97%	3,837,910.16 3,837,910.16	108.71 0.61%	4,076,767.50 2,204.38	1.19% 238,857.34	Aaa NR	3.04 2.93
02665WCQ2	American Honda Finance Note 3.625% Due 10/10/2023	2,260,000.00	10/03/2018 3.64%	2,258,146.80 2,258,146.80	109.27 0.68%	2,469,567.54 25,260.21	0.73% 211,420.74	A3 A-	3.19 3.01
912828T91	US Treasury Note 1.625% Due 10/31/2023	5,000,000.00	05/29/2019 2.05%	4,909,960.94 4,909,960.94	104.84 0.13%	5,241,990.00 20,533.29	1.53% 332,029.06	Aaa AA+	3.25 3.17
3130A0F70	FHLB Note 3.375% Due 12/8/2023	3,500,000.00	01/16/2019 2.73%	3,602,165.00 3,602,165.00	110.34 0.27%	3,861,907.00 17,390.63	1.13% 259,742.00	Aaa AA+	3.36 3.19
912828V23	US Treasury Note 2.25% Due 12/31/2023	4,500,000.00	06/21/2019 1.80%	4,588,417.97 4,588,417.97	107.16 0.15%	4,822,384.50 8,804.35	1.41% 233,966.53	Aaa AA+	3.42 3.30
912828B66	US Treasury Note 2.75% Due 2/15/2024	5,000,000.00	Various 2.21%	5,121,796.88 5,121,796.88	109.20 0.14%	5,460,155.00 63,461.54	1.61% 338,358.12	Aaa AA+	3.55 3.36
3137BYPQ7	FHLMC K726 A2 2.905% Due 4/25/2024	3,885,145.84	04/22/2019 2.72%	3,912,918.56 3,912,918.56	106.90 0.84%	4,153,267.49 9,405.29	1.21% 240,348.93	NR AAA	3.55 3.32

City of Corona Consolidated

Holdings by Maturity



Account #10003

As of July 31, 2020

CUSIP	Security Description	Par Value/Units	Purchase Date Book Yield	Cost Value Book Value	Mkt Price Mkt YTM	Market Value Accrued Int.	% of Port. Gain/Loss	Moody S&P	Term (yrs) Duration
3130A0XE5	FHLB Note 3.25% Due 3/8/2024	1,000,000.00	03/28/2019 2.27%	1,045,410.00 1,045,410.00	110.35 0.36%	1,103,521.00 12,909.72	0.33% 58,111.00	Aaa AA+	3.61 3.39
3130AB3H7	FHLB Note 2.375% Due 3/8/2024	4,000,000.00	04/29/2019 2.37%	4,000,280.00 4,000,280.00	107.27 0.34%	4,290,688.00 37,736.11	1.26% 290,408.00	Aaa AA+	3.61 3.44
89114QCB2	Toronto Dominion Bank Note 3.25% Due 3/11/2024	1,270,000.00	03/26/2019 2.97%	1,286,078.20 1,286,078.20	109.62 0.55%	1,392,205.75 16,051.39	0.41% 106,127.55	Aa3 A	3.61 3.40
912828X70	US Treasury Note 2% Due 4/30/2024	4,800,000.00	Various 1.84%	4,833,281.25 4,833,281.25	106.89 0.16%	5,130,748.80 24,260.86	1.50% 297,467.55	Aaa AA+	3.75 3.62
3130A1XJ2	FHLB Note 2.875% Due 6/14/2024	5,500,000.00	Various 1.95%	5,740,000.40 5,740,000.40	109.74 0.34%	6,035,777.00 20,644.10	1.76% 295,776.60	Aaa AA+	3.87 3.68
912828XX3	US Treasury Note 2% Due 6/30/2024	4,900,000.00	Various 1.81%	4,942,253.91 4,942,253.91	107.14 0.17%	5,250,080.50 8,521.74	1.53% 307,826.59	Aaa AA+	3.92 3.78
69371RQ25	Paccar Financial Corp Note 2.15% Due 8/15/2024	715,000.00	08/08/2019 2.20%	713,419.85 713,419.85	105.82 0.69%	756,624.44 7,088.43	0.22% 43,204.59	A1 A+	4.04 3.85
912828D56	US Treasury Note 2.375% Due 8/15/2024	5,000,000.00	12/12/2019 1.75%	5,140,234.38 5,140,234.38	108.84 0.18%	5,442,190.00 54,807.69	1.60% 301,955.62	Aaa AA+	4.04 3.84
3130A2UW4	FHLB Note 2.875% Due 9/13/2024	4,000,000.00	09/13/2019 1.79%	4,206,760.00 4,206,760.00	110.15 0.39%	4,405,812.00 44,083.33	1.30% 199,052.00	Aaa AA+	4.12 3.88
13063DRK6	California St Taxable GO 2.4% Due 10/1/2024	3,385,000.00	10/16/2019 1.91%	3,462,753.45 3,462,753.45	107.43 0.59%	3,636,640.90 27,080.00	1.07% 173,887.45	Aa2 AA-	4.17 3.96
3135G0W66	FNMA Note 1.625% Due 10/15/2024	4,080,000.00	Various 1.27%	4,143,283.20 4,143,283.20	105.45 0.32%	4,302,286.56 19,521.66	1.26% 159,003.36	Aaa AA+	4.21 4.06
9128283D0	US Treasury Note 2.25% Due 10/31/2024	4,000,000.00	11/07/2019 1.77%	4,090,468.75 4,090,468.75	108.74 0.18%	4,349,688.00 22,744.57	1.27% 259,219.25	Aaa AA+	4.25 4.06
78015K7C2	Royal Bank of Canada Note 2.25% Due 11/1/2024	3,600,000.00	12/05/2019 2.26%	3,598,128.00 3,598,128.00	106.64 0.66%	3,839,119.20 20,250.00	1.12% 240,991.20	A2 A	4.26 4.05
14913Q3B3	Caterpillar Finl Service Note 2.15% Due 11/8/2024	2,593,000.00	Various 1.88%	2,624,484.21 2,624,484.21	106.99 0.49%	2,774,141.79 12,853.36	0.81% 149,657.58	A3 A	4.28 4.08
90331HPL1	US Bank NA Callable Note Cont 12/21/2024 2.05% Due 1/21/2025	4,145,000.00	01/16/2020 2.10%	4,136,171.15 4,136,171.15	106.55 0.54%	4,416,497.50 2,360.35	1.29% 280,326.35	A1 AA-	4.39 4.22
3135G0X24	FNMA Note 1.625% Due 1/7/2025	4,220,000.00	Various 1.30%	4,282,878.20 4,282,878.20	105.48 0.38%	4,451,437.46 4,571.67	1.30% 168,559.26	Aaa AA+	4.44 4.29
3137EAEP0	FHLMC Note 1.5% Due 2/12/2025	6,575,000.00	02/13/2020 1.52%	6,569,937.25 6,569,937.25	105.05 0.38%	6,906,912.58 45,751.04	2.02% 336,975.33	Aaa NR	4.54 4.36

City of Corona Consolidated

Account #10003

Holdings by Maturity

As of July 31, 2020



CUSIP	Security Description	Par Value/Units	Purchase Date Book Yield	Cost Value Book Value	Mkt Price Mkt YTM	Market Value Accrued Int.	% of Port. Gain/Loss	Moody S&P	Term (yrs) Duration
912828ZC7	US Treasury Note 1.125% Due 2/28/2025	7,000,000.00	03/18/2020 0.81%	7,108,007.81 7,108,007.81	104.25 0.19%	7,297,500.00 32,955.16	2.13% 189,492.19	Aaa AA+	4.58 4.46
3135G03U5	FNMA Note 0.625% Due 4/22/2025	5,270,000.00	04/22/2020 0.67%	5,259,143.80 5,259,143.80	101.04 0.40%	5,325,034.61 8,874.83	1.55% 65,890.81	Aaa AA+	4.73 4.65
3135G04Z3	FNMA Note 0.5% Due 6/17/2025	3,310,000.00	06/17/2020 0.54%	3,303,148.30 3,303,148.30	100.49 0.40%	3,326,288.51 1,930.83	0.97% 23,140.21	Aaa AA+	4.88 4.81
3137EAEU9	FHLMC Note 0.375% Due 7/21/2025	3,540,000.00	07/21/2020 0.48%	3,522,370.80 3,522,370.80	99.86 0.40%	3,535,061.70 295.00	1.03% 12,690.90	Aaa AA+	4.98 4.92
TOTAL PORTFOLIO		328,611,467.01	1.89%	330,030,778.84	0.38%	342,013,914.37	100.00% 11,983,135.53	Aa1 AA	2.41 2.33
TOTAL MARKET VALUE PLUS ACCRUED						343,394,078.94			

City of Corona Consolidated

Account #10003

Issuer Report

As of July 31, 2020



Issue Name	Par	Cost	Market Value	MVACC	% Portfolio
Government of United States	\$57,850,000.00	\$58,266,776.03	\$61,304,599.20	\$61,624,115.03	17.95%
Federal National Mortgage Association	\$56,895,000.00	\$56,822,210.20	\$58,120,513.77	\$58,271,233.39	16.97%
Federal Home Loan Mortgage Corp	\$46,735,445.21	\$47,172,581.30	\$48,821,802.02	\$48,950,114.72	14.25%
Federal Home Loan Bank	\$28,970,000.00	\$29,550,566.60	\$30,840,588.33	\$31,023,224.48	9.03%
Local Agency Investment Fund	\$29,890,610.22	\$29,890,610.22	\$29,890,610.22	\$29,918,138.32	8.71%
John Deere ABS	\$8,383,431.40	\$8,439,449.84	\$8,525,826.94	\$8,533,907.53	2.49%
Inter-American Dev Bank	\$7,600,000.00	\$7,521,173.00	\$7,825,062.00	\$7,852,106.44	2.29%
Honda ABS	\$4,893,541.35	\$4,887,221.16	\$4,970,390.55	\$4,973,868.95	1.45%
US Bancorp	\$4,145,000.00	\$4,136,171.15	\$4,416,497.50	\$4,418,857.85	1.29%
HSBC Holdings PLC	\$3,950,000.00	\$4,115,857.50	\$4,252,957.60	\$4,282,904.33	1.25%
Royal Bank of Canada	\$3,600,000.00	\$3,598,128.00	\$3,839,119.20	\$3,859,369.20	1.12%
State of California	\$3,385,000.00	\$3,462,753.45	\$3,636,640.90	\$3,663,720.90	1.07%
Bank of New York	\$3,254,000.00	\$3,339,580.20	\$3,540,755.50	\$3,593,768.58	1.05%
Bank of America Corp	\$3,250,000.00	\$3,273,420.00	\$3,481,994.75	\$3,528,785.73	1.03%
Deere & Company	\$3,350,000.00	\$3,349,540.50	\$3,471,587.85	\$3,509,656.19	1.02%
Honda Motor Corporation	\$3,190,000.00	\$3,186,537.90	\$3,475,158.87	\$3,501,934.21	1.02%
Toronto Dominion Holdings	\$3,180,000.00	\$3,190,539.20	\$3,475,522.97	\$3,493,802.69	1.02%
Oracle Corp	\$3,325,000.00	\$3,255,728.25	\$3,380,713.70	\$3,404,579.81	0.99%
JP Morgan Chase & Co	\$3,250,000.00	\$3,228,657.50	\$3,366,093.25	\$3,370,386.14	0.98%
Paccar Financial	\$3,015,000.00	\$3,012,476.85	\$3,250,868.64	\$3,295,319.29	0.96%
ChevronTexaco Corp	\$3,000,000.00	\$2,982,300.00	\$3,223,950.00	\$3,233,788.92	0.94%
Toyota Motor Corp	\$3,100,000.00	\$3,038,938.00	\$3,199,975.00	\$3,204,452.78	0.93%
PNC Financial Services Group	\$3,050,000.00	\$3,049,725.50	\$3,169,852.80	\$3,170,475.51	0.92%
IBM Corp	\$2,955,000.00	\$2,905,001.40	\$3,071,533.38	\$3,097,356.80	0.90%
General Dynamics Corp	\$2,970,000.00	\$2,949,150.50	\$3,031,490.88	\$3,051,290.88	0.89%
Microsoft	\$2,910,000.00	\$2,906,946.45	\$2,936,582.06	\$2,955,608.21	0.86%
Caterpillar Inc	\$2,593,000.00	\$2,624,484.21	\$2,774,141.79	\$2,786,995.15	0.81%
Exxon Mobil Corp	\$2,700,000.00	\$2,730,414.55	\$2,725,579.80	\$2,750,577.30	0.80%
Berkshire Hathaway	\$2,500,000.00	\$2,425,225.00	\$2,649,525.00	\$2,675,497.22	0.78%
Chubb Corporation	\$2,545,000.00	\$2,556,986.95	\$2,553,291.61	\$2,567,600.17	0.75%

City of Corona Consolidated

Account #10003

Issuer Report

As of July 31, 2020



Issue Name	Par	Cost	Market Value	MVACC	% Portfolio
Charles Schwab Corp/The	\$2,250,000.00	\$2,273,392.50	\$2,369,990.25	\$2,370,984.00	0.69%
Toyota ABS	\$2,327,133.23	\$2,351,768.12	\$2,361,197.81	\$2,364,259.28	0.69%
Apple Inc	\$2,215,000.00	\$2,112,644.85	\$2,342,045.76	\$2,355,040.43	0.69%
Nissan ABS	\$2,229,713.32	\$2,229,218.54	\$2,291,388.29	\$2,293,292.96	0.67%
Wal-Mart Stores	\$2,000,000.00	\$2,056,900.00	\$2,171,952.00	\$2,178,563.11	0.63%
State Street Bank	\$2,075,000.00	\$2,067,408.60	\$2,103,249.05	\$2,111,341.55	0.61%
International Finance Corp	\$1,685,000.00	\$1,680,046.10	\$1,701,293.95	\$1,701,925.83	0.50%
Verizon Owner Trust	\$1,390,000.00	\$1,389,892.83	\$1,424,902.90	\$1,425,726.86	0.42%
Mercedes-Benz Auto Lease Trust	\$1,050,000.00	\$1,049,861.61	\$1,069,378.80	\$1,070,237.47	0.31%
Intl Bank Recon and Development	\$600,000.00	\$595,902.00	\$600,697.20	\$604,678.45	0.18%
Federated Govt Obligation Money Market Fund	\$354,592.28	\$354,592.28	\$354,592.28	\$354,592.28	0.10%
TOTAL	\$328,611,467.01	\$330,030,778.84	\$342,013,914.37	\$343,394,078.94	100.00%



Chandler Asset Management, Inc. ("Chandler") is an SEC registered investment adviser. For additional information about our firm, please see our current disclosures (Form ADV). To obtain a copy of our current disclosures, you may contact your client service representative by calling the number on the front of this statement or you may visit our website at www.chandlerasset.com.

Information contained in this monthly statement is confidential and is provided for informational purposes only and should not be construed as specific investment or legal advice. The information contained herein was obtained from sources believed to be reliable as of the date of this statement, but may become outdated or superseded at any time without notice.

Custody: Your qualified custodian bank maintains control of all assets reflected in this statement and we urge you to compare this statement to the one you receive from your qualified custodian. Chandler does not have any authority to withdraw or deposit funds from/to the custodian account.

Valuation: Prices are provided by IDC, an independent pricing source. In the event IDC does not provide a price or if the price provided is not reflective of fair market value, Chandler will obtain pricing from an alternative approved third party pricing source in accordance with our written valuation policy and procedures. Our valuation procedures are also disclosed in Item 5 of our Form ADV Part 2A.

Performance: Performance results are presented gross-of-advisory fees and represent the client's Total Return. The deduction of advisory fees lowers performance results. These results include the reinvestment of dividends and other earnings. Past performance may not be indicative of future results. Therefore, clients should not assume that future performance of any specific investment or investment strategy will be profitable or equal to past performance levels. All investment strategies have the potential for profit or loss. Economic factors, market conditions or changes in investment strategies, contributions or withdrawals may materially alter the performance and results of your portfolio.

Source ice Data Indices, LLC ("ICE"), used with permission. ICE PERMITS USE OF THE ICE INDICES AND RELATED DATA ON AN "AS IS" BASIS; ICE, ITS AFFILIATES AND THEIR RESPECTIVE THIRD PARTY SUPPLIERS DISCLAIM ANY AND ALL WARRANTIES AND REPRESENTATIONS, EXPRESS AND/OR IMPLIED, INCLUDING ANY WARRANTIES OF MERCHANTABILITY OR FITNESS FOR A PARTICULAR PURPOSE OR USE, INCLUDING THE INDICES, INDEX DATA AND ANY DATA INCLUDED IN, RELATED TO, OR DERIVED THEREFROM. NEITHER ICE DATA, ITS AFFILIATES OR THEIR RESPECTIVE THIRD PARTY PROVIDERS GUARANTEE THE QUALITY, ADEQUACY, ACCURACY, TIMELINESS OR COMPLETENESS OF THE INDICES OR THE INDEX DATA OR ANY COMPONENT THEREOF, AND THE INDICES AND INDEX DATA AND ALL COMPONENTS THEREOF ARE PROVIDED ON AN "AS IS" BASIS AND LICENSEE'S USE IS AT LICENSEE'S OWN RISK. ICE DATA, ITS AFFILIATES AND THEIR RESPECTIVE THIRD PARTY DO NOT SPONSOR, ENDORSE, OR RECOMMEND CHANDLER, OR ANY OF ITS PRODUCTS OR SERVICES.

Index returns assume reinvestment of all distributions. Historical performance results for investment indexes generally do not reflect the deduction of transaction and/or custodial charges or the deduction of an investment management fee, the incurrence of which would have the effect of decreasing historical performance results. It is not possible to invest directly in an index.

Ratings: Ratings information have been provided by Moody's, S&P and Fitch through data feeds we believe to be reliable as of the date of this statement, however we cannot guarantee its accuracy.

Security level ratings for U.S. Agency issued mortgage-backed securities ("MBS") reflect the issuer rating because the securities themselves are not rated. The issuing U.S. Agency guarantees the full and timely payment of both principal and interest and carries a AA+/Aaa/AAA by S&P, Moody's and Fitch respectively.



Benchmark Index	Disclosure
ICE BAML 1-5 Year US Treasury/Agency Index	The ICE BAML 1-5 Year US Treasury & Agency Index tracks the performance of US dollar denominated US Treasury and nonsubordinated US agency debt issued in the US domestic market. Qualifying securities must have an investment grade rating (based on an average of Moody's, S&P and Fitch). Qualifying securities must have at least one year remaining term to final maturity and less than five years remaining term to final maturity, at least 18 months to maturity at time of issuance, a fixed coupon schedule and a minimum amount outstanding of \$1 billion for sovereigns and \$250 million for agencies. (Index: GVA0. Please visit www.mlindex.ml.com for more information)

Portfolio Performance

July 31, 2020

Date	City of Corona	City of Corona Internal Account	City of Corona Consolidated Account
7/31/2006			
8/31/2006	0.744%	0.530%	0.633%
9/30/2006	0.559%	0.506%	0.533%
10/31/2006	0.585%	0.445%	0.517%
10/31/2006	0.585%	0.445%	0.517%
11/30/2006	0.655%	0.488%	0.573%
12/31/2006	-0.102%	0.203%	0.044%
1/31/2007	0.159%	0.350%	0.250%
2/28/2007	1.021%	0.604%	0.798%
3/31/2007	0.334%	0.407%	0.372%
4/30/2007	0.403%	0.415%	0.409%
5/31/2007	-0.330%	0.247%	-0.031%
6/30/2007	0.360%	0.413%	0.390%
7/31/2007	0.984%	0.429%	0.672%
8/31/2007	0.940%	0.464%	0.809%
9/30/2007	0.824%	0.415%	0.728%
10/31/2007	0.451%	0.410%	0.443%
11/30/2007	1.608%	0.401%	1.392%
12/31/2007	0.414%	0.404%	0.413%
1/31/2008	1.952%	0.388%	1.600%
2/29/2008	0.908%	0.329%	0.730%
3/31/2008	0.102%	0.321%	0.164%
4/30/2008	-0.683%	0.278%	-0.482%
5/31/2008	-0.519%	0.263%	-0.340%
6/30/2008	0.310%	0.237%	0.288%
7/31/2008	0.468%	0.237%	0.406%
8/31/2008	0.494%	0.232%	0.431%
9/30/2008	-0.920%	0.227%	-0.704%
10/31/2008	0.620%	0.231%	0.549%
11/30/2008	2.483%	0.208%	2.067%
12/31/2008	2.145%	0.206%	1.875%
1/31/2009	-0.248%	0.175%	-0.192%
2/28/2009	0.166%	0.141%	0.160%
3/31/2009	0.639%	0.153%	0.555%
4/30/2009	0.500%	0.132%	0.454%
5/31/2009	0.334%	0.134%	0.307%
6/30/2009	-0.121%	0.114%	-0.067%
7/31/2009	0.518%	0.089%	0.428%
8/31/2009	0.662%	0.074%	0.544%
9/30/2009	0.353%	0.062%	0.301%
10/31/2009	0.444%	0.054%	0.386%

Date	City of Corona	City of Corona Internal Account	City of Corona Consolidated Account
11/30/2009	0.866%	0.050%	0.775%
12/31/2009	-1.061%	0.049%	-0.960%
1/31/2010	0.957%	0.048%	0.855%
2/28/2010	0.398%	0.041%	0.322%
3/31/2010	-0.270%	0.046%	-0.218%
4/30/2010	0.514%	0.048%	0.446%
5/31/2010	0.464%	0.047%	0.419%
6/30/2010	0.895%	0.042%	0.743%
7/31/2010	0.670%	0.049%	0.548%
8/31/2010	0.389%	0.043%	0.329%
9/30/2010	0.322%	0.041%	0.285%
10/31/2010	0.490%	0.041%	0.444%
11/30/2010	-0.447%	0.037%	-0.400%
12/31/2010	-0.424%	0.038%	-0.381%
1/31/2011	0.246%	0.038%	0.227%
2/28/2011	-0.060%	0.034%	-0.044%
3/31/2011	0.030%	0.037%	0.031%
4/30/2011	0.678%	0.050%	0.599%
5/31/2011	0.519%	0.036%	0.459%
6/30/2011	-0.059%	0.032%	-0.040%
7/31/2011	0.658%	0.046%	0.536%
8/31/2011	0.423%	0.031%	0.354%
9/30/2011	-0.178%	0.031%	-0.143%
10/31/2011	0.293%	0.035%	0.254%
11/30/2011	-0.053%	0.031%	-0.038%
12/31/2011	0.307%	0.030%	0.264%
1/31/2012	0.542%	0.035%	0.466%
2/29/2012	-0.011%	0.030%	-0.002%
3/31/2012	-0.125%	0.032%	-0.095%
4/30/2012	0.449%	0.029%	0.372%
5/31/2012	0.072%	0.031%	0.064%
6/30/2012	0.107%	0.030%	0.089%
7/31/2012	0.431%	0.029%	0.332%
8/31/2012	0.181%	0.030%	0.151%
9/30/2012	0.046%	0.028%	0.042%
10/31/2012	-0.035%	0.028%	-0.024%
11/30/2012	0.243%	0.026%	0.210%
12/31/2012	-0.043%	0.028%	-0.034%
1/31/2013	-0.100%	0.023%	-0.084%
2/28/2013	0.218%	0.022%	0.185%
3/31/2013	0.056%	0.024%	0.052%
4/30/2013	0.225%	0.020%	0.213%
5/31/2013	-0.474%	0.022%	-0.442%
6/30/2013	-0.505%	0.020%	-0.424%
7/31/2013	0.280%	0.022%	0.240%

Date	City of Corona	City of Corona Internal Account	City of Corona Consolidated Account
8/31/2013	-0.238%	0.023%	-0.200%
9/30/2013	0.493%	0.021%	0.438%
10/31/2013	0.339%	0.021%	0.305%
11/30/2013	0.150%	0.022%	0.137%
12/31/2013	-0.423%	0.025%	-0.379%
1/31/2014	0.483%	0.018%	0.434%
2/28/2014	0.175%	0.018%	0.148%
3/31/2014	-0.271%	0.020%	-0.228%
4/30/2014	0.274%	0.017%	0.239%
5/31/2014	0.380%	0.020%	0.338%
6/30/2014	-0.058%	0.019%	-0.047%
7/31/2014	-0.200%	0.019%	-0.157%
8/31/2014	0.289%	0.021%	0.242%
9/30/2014	-0.151%	0.020%	-0.124%
10/31/2014	0.392%	0.020%	0.333%
11/30/2014	0.320%	0.021%	0.273%
12/31/2014	-0.210%	0.023%	-0.175%
1/31/2015	0.961%	0.023%	0.800%
2/28/2015	-0.419%	0.020%	-0.297%
3/31/2015	0.404%	0.024%	0.325%
4/30/2015	0.035%	0.021%	0.032%
5/31/2015	0.082%	0.025%	0.071%
6/30/2015	-0.143%	0.024%	-0.105%
7/31/2015	0.166%	0.026%	0.131%
8/31/2015	-0.009%	0.028%	0.000%
9/30/2015	0.490%	0.027%	0.401%
10/31/2015	-0.089%	0.027%	-0.069%
11/30/2015	-0.240%	0.030%	-0.201%
12/31/2015	-0.085%	0.034%	-0.070%
1/31/2016	0.917%	0.034%	0.836%
2/29/2016	0.206%	0.036%	0.180%
3/31/2016	0.383%	0.043%	0.333%
4/30/2016	0.044%	0.041%	0.043%
5/31/2016	-0.121%	0.073%	-0.097%
6/30/2016	0.796%	0.048%	0.683%
7/31/2016	0.045%	0.020%	0.040%
8/31/2016	-0.215%	0.052%	-0.185%
9/30/2016	0.105%	0.053%	0.099%
10/31/2016	-0.128%	0.054%	-0.099%

Date	City of Corona	City of Corona Internal Account	City of Corona Consolidated Account
11/30/2016	-0.814%	0.055%	-0.696%
12/31/2016	0.063%	0.074%	0.064%
1/31/2017	0.177%	0.065%	0.163%
2/28/2017	0.203%	0.059%	0.175%
3/31/2017	0.092%	0.062%	0.086%
4/30/2017	0.330%	0.071%	0.282%
5/31/2017	0.236%	0.079%	0.205%
6/30/2017	-0.062%	0.081%	-0.036%
7/31/2017	0.305%	0.086%	0.259%
8/31/2017	0.304%	0.092%	0.269%
9/30/2017	-0.233%	0.092%	-0.181%
10/31/2017	-0.032%	0.094%	-0.007%
11/30/2017	-0.269%	0.096%	-0.213%
12/31/2017	0.026%	0.105%	0.036%
1/31/2018	-0.471%	0.123%	-0.382%
2/28/2018	-0.167%	0.108%	-0.108%
3/31/2018	0.219%	0.129%	0.201%
4/30/2018	-0.200%	0.154%	-0.132%
5/31/2018	0.467%	0.151%	0.405%
6/30/2018	-0.007%	0.151%	0.030%
7/31/2018	-0.005%	0.218%	0.043%
8/31/2018	0.458%	0.169%	0.419%
9/30/2018	-0.167%	0.168%	-0.123%
10/31/2018	0.039%	0.232%	0.062%
11/30/2018	0.384%	0.180%	0.357%
12/31/2018	0.968%	0.196%	0.882%
1/31/2019	0.514%	0.241%	0.477%
2/28/2019	0.166%	0.185%	0.169%
3/31/2019	0.774%	0.206%	0.670%
4/30/2019	0.192%	0.233%	0.200%
5/31/2019	0.822%	0.208%	0.704%
6/30/2019	0.687%	0.201%	0.612%
7/31/2019	-0.046%	0.235%	0.008%
8/31/2019	1.074%	0.199%	0.993%
9/30/2019	-0.144%	0.186%	-0.113%
10/31/2019	0.331%	0.218%	0.320%
11/30/2019	-0.005%	0.169%	0.008%
12/31/2019	0.194%	0.177%	0.193%
1/31/2020	0.845%	0.202%	0.804%
2/29/2020	1.016%	0.150%	0.911%
3/31/2020	0.494%	0.151%	0.461%
4/30/2020	0.757%	0.172%	0.707%
5/31/2020	0.513%	0.115%	0.480%
6/30/2020	0.284%	0.102%	0.272%
7/31/2020	0.259%	0.077%	0.235%

City of Corona Consolidated

Account #10003

Corona Supplemental

As of July 31, 2020



Investments	Par Value	Market Value	Book Value	% of Portfolio	Term	Days to Maturity	YTM
ABS	\$20,273,819.30	\$20,643,085.29	\$20,347,412.10	5.85%			
Agency	\$110,445,000.00	\$114,265,308.28	\$110,871,524.30	31.89%	1,559	1,011	3.761
CMO	\$22,155,445.21	\$23,517,595.84	\$22,673,833.80	6.52%			
Corporate	\$74,372,000.00	\$78,274,429.21	\$74,366,155.56	21.39%			
LAIF	\$47,481,780.29	\$47,481,780.29	\$47,481,780.29	13.66%	1	1	0.680
Money Market Fund FI	\$354,592.28	\$354,592.28	\$354,592.28	0.10%	1	1	0.150
Municipal Bonds	\$3,385,000.00	\$3,636,640.90	\$3,462,753.45	1.00%			
Supranational	\$9,885,000.00	\$10,127,053.15	\$9,797,121.10	2.82%			
US Treasury	\$57,850,000.00	\$61,304,599.20	\$58,266,776.03	16.76%	1,699	864	4.337
TOTAL PORTFOLIO	\$346,202,637.08	\$359,605,084.44	\$347,621,948.91	100.00%	1438	880	1.916
AVERAGE DAILY BALANCE			\$343,052,348.70				