



City of Corona Investment Portfolio Report Month Ending March 31, 2021

In accordance with the City Investment Policy, a monthly investment report shall be filed with the City Council which provides a clear picture of the status of the current investments. The report for the month ending March 31, 2021 has been prepared by Chandler Asset Management. We hereby certify that this report accurately reflects all pooled investments and is in compliance with the City's Investment Policy. Combined with anticipated revenues, the portfolio contains sufficient investment liquidity to meet budgeted expenditures for the next six months.

SUBMITTED BY:

DocuSigned by:

Chad Willardson

AC0F9B8DE62B4FC...

Chad T. Willardson
City Treasurer

DocuSigned by:

Kim Sitton

AE0AA49B0DD44E7...

Kim Sitton
Finance Director

DocuSigned by:

Roger Bradley

2006B2ABD53A45C...

Roger Bradley
Assistant City Manager

REVIEWED BY:

DocuSigned by:

Christine Thompson

B09D3F580C994B3...

Christine Thompson
Accounting Manager

Beginning balance February 28, 2021		\$ 329,470,639
Acquisitions / Additions:		
Agency Notes	\$ 15,634,281	
US Corporate Notes	3,912,593	
LAIF	15,200,000	
Money Market Fund	8,159,055	\$ 42,905,929
Dispositions / Withdrawals:		
Agency Notes	\$ 10,430,426	
US Corporate Notes	8,151,219	
LAIF	6,700,000	
Money Market Fund	8,614,257	\$ 33,895,902
Gain/(Loss) on Dispositions		\$ 79,018
Ending balance, March 31, 2021		\$ 338,559,684

City of Corona Consolidated

Account #10003

Portfolio Summary

As of March 31, 2021



PORTFOLIO CHARACTERISTICS

Average Modified Duration	2.32
Average Coupon	1.70%
Average Purchase YTM	1.62%
Average Market YTM	0.47%
Average S&P/Moody Rating	AA/Aa1
Average Final Maturity	2.57 yrs
Average Life	2.37 yrs

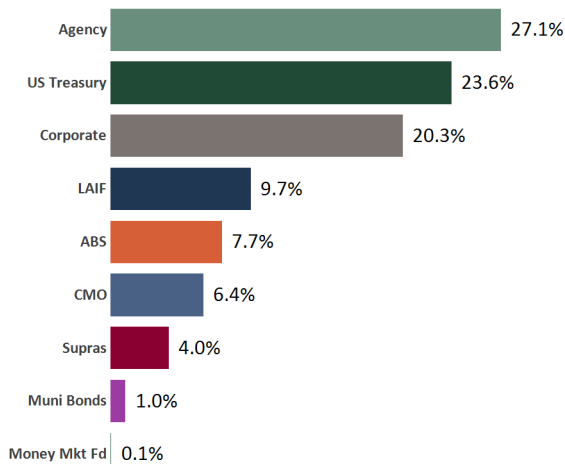
ACCOUNT SUMMARY

	Beg. Values as of 2/28/21	End Values as of 3/31/21
Market Value	337,363,198	345,492,566
Accrued Interest	1,194,259	1,167,677
Total Market Value	338,557,457	346,660,243
Income Earned	496,054	483,445
Cont/WD		8,500,000
Par	328,157,412	337,534,861
Book Value	329,470,639	338,559,684
Cost Value	329,470,639	338,559,684

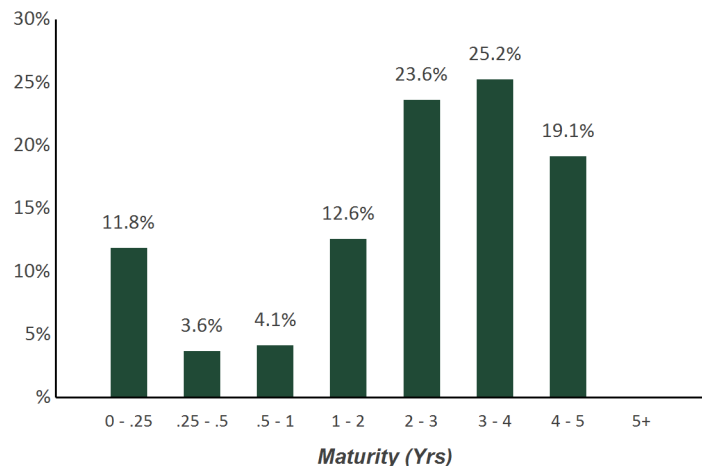
TOP ISSUERS

Government of United States	23.6%
Federal Home Loan Mortgage Corp	14.9%
Federal National Mortgage Assoc	11.0%
Local Agency Investment Fund	9.7%
Federal Home Loan Bank	7.6%
Inter-American Dev Bank	2.2%
Intl Bank Recon and Development	1.8%
John Deere ABS	1.8%
Total	72.7%

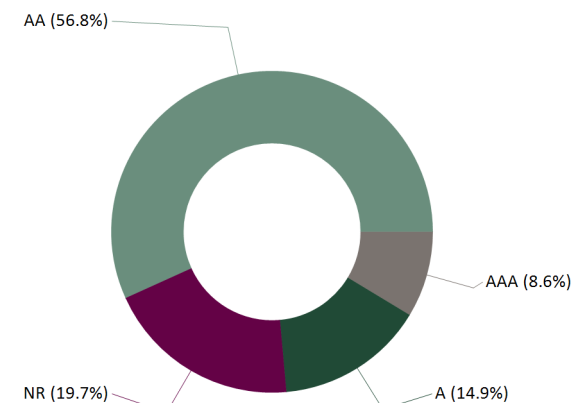
SECTOR ALLOCATION



MATURITY DISTRIBUTION



CREDIT QUALITY (S&P)



Statement of Compliance

As of March 31, 2021



City of Corona Consolidated

This portfolio is a consolidation of assets managed by Chandler Asset Management and assets managed internally by Client. Chandler relies on Client to provide accurate information for reporting assets and producing this compliance statement.

Category	Standard	Comment
U.S. Treasury Issues	No limitations	<i>Complies</i>
Federal Agencies	75% maximum; Federal agency or US government-sponsored enterprise obligations, participations, or other instruments, including those issued or fully guaranteed as to principal or interest by federal agencies or US government-sponsored enterprises.	<i>Complies</i>
Municipal Securities	"A" rated or better by a NRSRO; 25% maximum; 5% max per issuer; Bonds issued by the City, including Bonds payable solely out of revenue from a revenue producing property owned, controlled or operated by the City; Bonds, Notes or other evidence of indebtedness of any local agency within California, or state warrants, or Treasury Notes or Bonds of California; Bonds, Notes or other evidence of indebtedness in any of the other 49 states, in addition to California.	<i>Complies</i>
Supranationals	"AA" rated or better by a NRSRO; 10% max per issuer; Washington D.C. based issuers: IADB, IBRD, and IFC	<i>Complies</i>
Banker's Acceptances	20% maximum; 5% per issuer; 25% max per institution; 180 days max maturity	<i>Complies</i>
Commercial Paper	"A-1/P-1" rating for issuer's Commercial Paper; "A2/A" or higher rating on long term debt; 25% maximum; 5% max per issuer; 10% max of the issuer's outstanding paper; 270 days max maturity; U.S. domiciled corporations with assets > \$500 million	<i>Complies</i>
Medium Term Notes	"A" rated or better by NRSRO; 30% maximum; 5% max per issuer; Issued by corporations; U.S. domiciled corporations or U.S. licensed depository	<i>Complies</i>
Negotiable Certificates of Deposit	"A-1/P-1" or better short term debt rating; and "A2/A" or better long term debt rating; 20% maximum; 5% max per issuer; 3 years max maturity; May not exceed shareholder's equity of issuing bank or net worth of issuing S&L or Federal Association; Issued by a nationally or state chartered bank, a federal association, or a state licensed branch of a foreign owned bank (insured by federal government)	<i>Complies</i>
Mutual Funds and Money Market Mutual Funds	Highest rating or "AAA" rated by two NRSROs; SEC registered investment adviser with AUM >\$500 million and experience > 5 years; 20% maximum; 10% max per one Mutual Fund; 20% maximum in Money Market Mutual Funds; 20% maximum in Mutual Funds and Money Market Mutual Fund	<i>Complies</i>
Asset-Backed, Mortgage-Backed Pass Through Securities, Collateralized Mortgage Obligations (Non-Government Issued)	"AA" or rating category or better by a NRSRO; 15% maximum; 5% max per issuer; Non-Government issued	<i>Complies</i>
Repurchase Agreements	10% maximum; 5% max per issuer; 14 days max maturity; 102% collateral or greater with securities permitted in the policy; Not used by investment adviser	<i>Complies</i>
Local Agency Investment Fund (LAIF)	Limit set by LAIF; State of California Local Agency Investment Fund (LAIF) or other Local Government Investment Pools established by public entities; Not used by investment adviser	<i>Complies</i>
Prohibited	Reverse Repurchase Agreements, Zero coupon bonds, Futures and Option Contracts; Zero coupon bonds	<i>Complies</i>
Max Per Issuer	5% per issuer (except US Government, its Agencies and instrumentalities, Money Market Mutual Funds, and LAIF)	<i>Complies</i>
Maximum maturity	5 years	<i>Complies</i>

City of Corona Consolidated

Account #10003

Holdings Report

As of March 31, 2021



CUSIP	Security Description	Par Value/Units	Purchase Date Book Yield	Cost Value Book Value	Mkt Price Mkt YTM	Market Value Accrued Int.	% of Port. Gain/Loss	Moody/S&P Fitch	Maturity Duration
ABS									
43815HAC1	Honda Auto Receivables Trust 2018-3 A3 2.95% Due 8/22/2022	616,327.71	08/21/2018 2.98%	616,243.14 616,243.14	100.83 0.28%	621,438.30 505.05	0.18% 5,195.16	Aaa / NR AAA	1.39 0.31
89238TAD5	Toyota Auto Receivables Trust 2018-B A3 2.96% Due 9/15/2022	930,404.50	07/25/2019 2.31%	940,253.70 940,253.70	100.69 0.35%	936,825.23 1,224.00	0.27% (3,428.47)	Aaa / AAA NR	1.46 0.27
47788EAC2	John Deere Owner Trust 2018-B A3 3.08% Due 11/15/2022	641,952.95	07/18/2018 3.10%	641,904.30 641,904.30	100.73 0.19%	646,656.54 878.76	0.19% 4,752.24	Aaa / NR AAA	1.63 0.26
58770FAC6	Mercedes Benz Auto Lease Trust 2020- A A3 1.84% Due 12/15/2022	1,050,000.00	01/21/2020 1.85%	1,049,861.61 1,049,861.61	101.07 0.27%	1,061,265.45 858.67	0.31% 11,403.84	Aaa / AAA NR	1.71 0.68
47789JAD8	John Deere Owner Trust 2019-A A3 2.91% Due 7/17/2023	1,681,187.98	08/27/2019 1.90%	1,716,190.84 1,716,190.84	101.41 0.31%	1,704,912.90 2,174.34	0.49% (11,277.94)	Aaa / NR AAA	2.30 0.54
43815NAC8	Honda Auto Receivables Trust 2019-3 A3 1.78% Due 8/15/2023	2,030,000.00	08/20/2019 1.79%	2,029,983.15 2,029,983.15	101.25 0.27%	2,055,444.02 1,605.96	0.59% 25,460.87	Aaa / AAA NR	2.38 0.83
58769EAC2	Mercedes-Benz Auto Lease Trust 2020- B A3 0.4% Due 11/15/2023	975,000.00	09/15/2020 0.40%	974,950.57 974,950.57	100.18 0.27%	976,709.18 173.33	0.28% 1,758.61	NR / AAA AAA	2.63 1.40
477870AC3	John Deere Owner Trust 2019-B A3 2.21% Due 12/15/2023	944,178.74	07/16/2019 2.23%	943,978.29 943,978.29	101.35 0.27%	956,904.38 927.39	0.28% 12,926.09	Aaa / NR AAA	2.71 0.69
92348AAA3	Verizon Owner Trust 2019-C A1A 1.94% Due 4/22/2024	1,390,000.00	10/01/2019 1.95%	1,389,892.83 1,389,892.83	101.72 0.31%	1,413,913.56 823.96	0.41% 24,020.73	NR / AAA AAA	3.06 1.05
65479JAD5	Nissan Auto Receivables Owner 2019-C A3 1.93% Due 7/15/2024	2,170,000.00	10/16/2019 1.94%	2,169,885.42 2,169,885.42	101.81 0.30%	2,209,331.25 1,861.38	0.64% 39,445.83	Aaa / AAA NR	3.29 1.11
43813DAC2	Honda Auto Receivables 2020-2 A3 0.82% Due 7/15/2024	980,000.00	05/18/2020 0.83%	979,922.87 979,922.87	100.67 0.36%	986,550.32 357.16	0.28% 6,627.45	Aaa / AAA NR	3.29 1.45
47789KAC7	John Deere Owner Trust 2020-A A3 1.1% Due 8/15/2024	2,065,000.00	Various 1.00%	2,069,450.34 2,069,450.34	100.87 0.41%	2,082,942.79 1,009.55	0.60% 13,492.45	Aaa / NR AAA	3.38 1.25
43813KAC6	Honda Auto Receivables Trust 2020-3 A3 0.37% Due 10/18/2024	1,625,000.00	09/22/2020 0.38%	1,624,761.29 1,624,761.29	100.03 0.35%	1,625,544.38 217.12	0.47% 783.09	NR / AAA AAA	3.55 1.78

City of Corona Consolidated

Account #10003

Holdings Report

As of March 31, 2021



CUSIP	Security Description	Par Value/Units	Purchase Date Book Yield	Cost Value Book Value	Mkt Price Mkt YTM	Market Value Accrued Int.	% of Port. Gain/Loss	Moody/S&P Fitch	Maturity Duration
ABS									
47787NAC3	John Deere Owner Trust 2020-B A3 0.51% Due 11/15/2024	740,000.00	07/14/2020 0.52%	739,887.22 739,887.22	100.22 0.36%	741,641.32 167.73	0.21% 1,754.10	Aaa / NR AAA	3.63 1.46
89236XAC0	Toyota Auto Receivables 2020-D A3 0.35% Due 1/15/2025	1,290,000.00	10/06/2020 0.36%	1,289,759.67 1,289,759.67	99.98 0.36%	1,289,759.67 200.67	0.37% 0.00	NR / AAA AAA	3.80 1.67
92290BAA9	Verizon Owner Trust 2020-B A 0.47% Due 2/20/2025	2,260,000.00	08/04/2020 0.48%	2,259,525.40 2,259,525.40	100.26 0.33%	2,265,821.76 324.56	0.65% 6,296.36	Aaa / NR AAA	3.90 1.83
43813GAC5	Honda Auto Receivables Trust 2021-1 A3 0.27% Due 4/21/2025	770,000.00	02/17/2021 0.27%	769,985.91 769,985.91	99.85 0.35%	768,828.83 57.75	0.22% (1,157.08)	Aaa / NR AAA	4.06 2.01
44891RAC4	Hyundai Auto Receivables Trust 2020-C A3 0.38% Due 5/15/2025	1,640,000.00	10/20/2020 0.39%	1,639,622.31 1,639,622.31	99.96 0.40%	1,639,371.88 276.98	0.47% (250.43)	NR / AAA AAA	4.13 2.15
89240BAC2	Toyota Auto Receivables Owners 2021- A A3 0.26% Due 5/15/2025	2,825,000.00	02/02/2021 0.27%	2,824,475.68 2,824,475.68	99.78 0.49%	2,818,734.15 326.44	0.81% (5,741.53)	Aaa / NR AAA	4.13 0.97
Total ABS		26,624,051.88	1.17%	26,670,534.54	0.34%	26,802,595.91 13,970.80	7.74% 132,061.37	Aaa / AAA AAA	3.16 1.19
AGENCY									
313379RB7	FHLB Note 1.875% Due 6/11/2021	1,300,000.00	08/30/2017 1.67%	1,309,802.00 1,309,802.00	100.36 0.03%	1,304,663.10 7,447.92	0.38% (5,138.90)	Aaa / AA+ AAA	0.20 0.19
3130A8QS5	FHLB Note 1.125% Due 7/14/2021	2,900,000.00	10/04/2016 1.33%	2,873,204.00 2,873,204.00	100.31 0.04%	2,908,975.50 6,978.13	0.84% 35,771.50	Aaa / AA+ AAA	0.29 0.29
3137EAEC9	FHLMC Note 1.125% Due 8/12/2021	2,375,000.00	09/26/2016 1.28%	2,357,520.00 2,357,520.00	100.39 0.05%	2,384,262.50 3,636.72	0.69% 26,742.50	Aaa / AA+ AAA	0.37 0.36
3130AF5B9	FHLB Note 3% Due 10/12/2021	2,500,000.00	11/29/2018 2.91%	2,506,300.00 2,506,300.00	101.56 0.06%	2,539,005.00 35,208.33	0.74% 32,705.00	Aaa / AA+ NR	0.53 0.52
3135G0T94	FNMA Note 2.375% Due 1/19/2023	5,500,000.00	04/11/2018 2.71%	5,418,930.00 5,418,930.00	103.98 0.16%	5,718,845.00 26,125.00	1.66% 299,915.00	Aaa / AA+ AAA	1.81 1.76
3137EAER6	FHLMC Note 0.375% Due 5/5/2023	2,900,000.00	05/05/2020 0.39%	2,898,782.00 2,898,782.00	100.43 0.17%	2,912,348.20 4,410.42	0.84% 13,566.20	Aaa / AA+ AAA	2.10 2.08
3137EAEN5	FHLMC Note 2.75% Due 6/19/2023	4,550,000.00	Various 2.86%	4,527,967.50 4,527,967.50	105.61 0.21%	4,805,191.30 35,452.09	1.40% 277,223.80	Aaa / AA+ AAA	2.22 2.15

City of Corona Consolidated

Account #10003

Holdings Report

As of March 31, 2021



CUSIP	Security Description	Par Value/Units	Purchase Date Book Yield	Cost Value Book Value	Mkt Price Mkt YTM	Market Value Accrued Int.	% of Port. Gain/Loss	Moody/S&P Fitch	Maturity Duration
AGENCY									
3130A0F70	FHLB Note 3.375% Due 12/8/2023	3,500,000.00	01/16/2019 2.73%	3,602,165.00 3,602,165.00	108.14 0.33%	3,785,012.00 37,078.13	1.10% 182,847.00	Aaa / AA+ AAA	2.69 2.57
3130A0XE5	FHLB Note 3.25% Due 3/8/2024	1,000,000.00	03/28/2019 2.27%	1,045,410.00 1,045,410.00	108.35 0.39%	1,083,477.00 2,076.39	0.31% 38,067.00	Aaa / AA+ NR	2.94 2.82
3130AB3H7	FHLB Note 2.375% Due 3/8/2024	4,000,000.00	04/29/2019 2.37%	4,000,280.00 4,000,280.00	106.10 0.29%	4,243,956.00 6,069.44	1.23% 243,676.00	Aaa / AA+ NR	2.94 2.85
3130A1XJ2	FHLB Note 2.875% Due 6/14/2024	5,500,000.00	Various 1.95%	5,740,000.40 5,740,000.40	107.79 0.42%	5,928,224.51 46,998.26	1.72% 188,224.11	Aaa / AA+ NR	3.21 3.06
3130A2UW4	FHLB Note 2.875% Due 9/13/2024	4,000,000.00	09/13/2019 1.79%	4,206,760.00 4,206,760.00	108.04 0.52%	4,321,468.00 5,750.00	1.25% 114,708.00	Aaa / AA+ AAA	3.46 3.30
3135G0W66	FNMA Note 1.625% Due 10/15/2024	4,080,000.00	Various 1.27%	4,143,283.20 4,143,283.20	103.89 0.52%	4,238,544.72 30,571.67	1.23% 95,261.52	Aaa / AA+ AAA	3.55 3.42
3135G0X24	FNMA Note 1.625% Due 1/7/2025	4,220,000.00	Various 1.30%	4,282,878.20 4,282,878.20	103.84 0.59%	4,381,866.54 16,000.83	1.27% 98,988.34	Aaa / AA+ AAA	3.78 3.65
3137EAEPO	FHLMC Note 1.5% Due 2/12/2025	6,575,000.00	02/13/2020 1.52%	6,569,937.25 6,569,937.25	103.34 0.62%	6,794,486.65 13,423.96	1.96% 224,549.40	Aaa / AA+ AAA	3.87 3.75
3135G03U5	FNMA Note 0.625% Due 4/22/2025	5,270,000.00	04/22/2020 0.67%	5,259,143.80 5,259,143.80	99.71 0.70%	5,254,722.27 14,547.40	1.52% (4,421.53)	Aaa / AA+ AAA	4.06 3.99
3135G04Z3	FNMA Note 0.5% Due 6/17/2025	6,200,000.00	Various 0.51%	6,196,731.90 6,196,731.90	99.00 0.74%	6,138,136.40 8,955.55	1.77% (58,595.50)	Aaa / AA+ AAA	4.22 4.15
3137EAEU9	FHLMC Note 0.375% Due 7/21/2025	6,300,000.00	Various 0.45%	6,277,899.60 6,277,899.60	98.38 0.76%	6,197,851.80 4,593.75	1.79% (80,047.80)	Aaa / AA+ AAA	4.31 4.26
3135G05X7	FNMA Note 0.375% Due 8/25/2025	6,285,000.00	Various 0.46%	6,260,439.20 6,260,439.20	98.16 0.80%	6,169,249.16 2,356.88	1.78% (91,190.04)	Aaa / AA+ AAA	4.41 4.35
3137EAEX3	FHLMC Note 0.375% Due 9/23/2025	6,295,000.00	Various 0.44%	6,276,346.05 6,276,346.05	98.11 0.81%	6,176,043.39 524.59	1.78% (100,302.66)	Aaa / AA+ AAA	4.48 4.43
3135G06G3	FNMA Note 0.5% Due 11/7/2025	6,300,000.00	Various 0.57%	6,279,895.00 6,279,895.00	98.44 0.85%	6,201,411.31 12,162.50	1.79% (78,483.69)	Aaa / AA+ AAA	4.61 4.52
Total Agency		91,550,000.00	1.36%	92,033,675.10	0.51%	93,487,740.35 320,367.96	27.06% 1,454,065.25	Aaa / AA+ AAA	3.27 3.19

City of Corona Consolidated

Account #10003

Holdings Report

As of March 31, 2021



CUSIP	Security Description	Par Value/Units	Purchase Date Book Yield	Cost Value Book Value	Mkt Price Mkt YTM	Market Value Accrued Int.	% of Port. Gain/Loss	Moody/S&P Fitch	Maturity Duration
CMO									
3137BDDC7	FHLMC K716 A2 3.13% Due 6/25/2021	717,564.51	09/12/2017 1.92%	746,995.86 746,995.86	100.20 0.27%	719,028.37 374.33	0.21% (27,967.49)	Aaa / AA+ NR	0.24 0.15
3137BFDQ1	FHLMC K717 A2 2.991% Due 9/25/2021	2,009,655.68	Various 2.61%	2,030,361.77 2,030,361.77	100.69 0.34%	2,023,544.68 5,009.07	0.59% (6,817.09)	NR / NR AAA	0.49 0.34
3137BM6P6	FHLMC K721 A2 3.09% Due 8/25/2022	3,976,948.08	Various 2.22%	4,116,614.22 4,116,614.22	102.65 0.66%	4,082,384.89 10,240.64	1.18% (34,229.33)	Aaa / NR NR	1.40 1.16
3137B5JM6	FHLMC K034 A2 3.531% Due 7/25/2023	3,850,000.00	08/28/2018 3.03%	3,931,662.11 3,931,662.11	106.58 0.45%	4,103,256.85 11,328.63	1.19% 171,594.74	NR / NR AAA	2.32 2.14
3137B4WB8	FHLMC K033 A2 3.06% Due 7/25/2023	3,350,000.00	07/23/2019 2.18%	3,458,875.00 3,458,875.00	105.49 0.45%	3,533,804.45 1,708.50	1.02% 74,929.45	Aaa / NR NR	2.32 2.12
3137B7MZ9	FHLMC K036 A2 3.527% Due 10/25/2023	3,750,000.00	Various 2.97%	3,837,910.16 3,837,910.16	107.09 0.50%	4,015,818.75 2,204.38	1.16% 177,908.59	Aaa / NR AAA	2.57 2.34
3137BY PQ7	FHLMC K726 A2 2.905% Due 4/25/2024	3,606,517.84	04/22/2019 2.72%	3,632,298.81 3,632,298.81	105.83 0.74%	3,816,835.53 8,730.78	1.10% 184,536.72	NR / AAA NR	3.07 2.70
Total CMO		21,260,686.11	2.60%	21,754,717.93	0.53%	22,294,673.52 39,596.33	6.44% 539,955.59	Aaa / AAA AAA	2.09 1.86
CORPORATE									
369550BE7	General Dynamics Corp Note 3% Due 5/11/2021	2,970,000.00	Various 3.25%	2,949,150.50 2,949,150.50	100.28 0.50%	2,978,226.90 34,650.00	0.87% 29,076.40	A2 / A NR	0.11 0.11
857477AV5	State Street Bank Note 1.95% Due 5/19/2021	2,075,000.00	Various 2.04%	2,067,408.60 2,067,408.60	100.21 0.37%	2,079,351.28 14,836.25	0.60% 11,942.68	A1 / A AA-	0.13 0.13
594918BP8	Microsoft Callable Note Cont 7/8/2021 1.55% Due 8/8/2021	1,875,000.00	Various 1.57%	1,872,774.45 1,872,774.45	100.36 0.20%	1,881,825.00 4,278.65	0.54% 9,050.55	Aaa / AAA AA+	0.36 0.27
68389XBK0	Oracle Corp Callable Note Cont 8/15/2021 1.9% Due 9/15/2021	3,325,000.00	Various 2.44%	3,255,728.25 3,255,728.25	100.59 0.32%	3,344,484.50 2,807.77	0.97% 88,756.25	Baa2 / A BBB+	0.46 0.37
89236TDP7	Toyota Motor Credit Corp Note 2.6% Due 1/11/2022	3,100,000.00	Various 3.18%	3,038,938.00 3,038,938.00	101.79 0.29%	3,155,555.10 17,911.11	0.92% 116,617.10	A1 / A+ A+	0.78 0.77
69353RFE3	PNC Bank Callable Note Cont 6/28/2022 2.45% Due 7/28/2022	3,050,000.00	07/25/2017 2.45%	3,049,725.50 3,049,725.50	102.59 0.36%	3,128,946.20 13,076.88	0.91% 79,220.70	A2 / A A+	1.33 1.23

City of Corona Consolidated

Account #10003

Holdings Report

As of March 31, 2021



CUSIP	Security Description	Par Value/Units	Purchase Date Book Yield	Cost Value Book Value	Mkt Price Mkt YTM	Market Value Accrued Int.	% of Port. Gain/Loss	Moody/S&P Fitch	Maturity Duration
CORPORATE									
48128BAB7	JP Morgan Chase & Co Callable Note 1X 1/15/2022 2.972% Due 1/15/2023	3,250,000.00	Various 3.11%	3,228,657.50 3,228,657.50	102.01 0.41%	3,315,406.25 20,391.23	0.96% 86,748.75	A2 / A- AA-	1.79 0.78
808513AT2	Charles Schwab Corp Callable Note Cont 12/25/2022 2.65% Due 1/25/2023	2,250,000.00	Various 2.32%	2,273,392.50 2,273,392.50	103.95 0.36%	2,338,942.50 10,931.25	0.68% 65,550.00	A2 / A A	1.82 1.70
24422ETG4	John Deere Capital Corp Note 2.8% Due 3/6/2023	1,500,000.00	Various 3.52%	1,454,530.00 1,454,530.00	104.70 0.35%	1,570,527.00 2,916.66	0.45% 115,997.00	A2 / A A	1.93 1.89
084670BR8	Berkshire Hathaway Callable Note Cont 1/15/2023 2.75% Due 3/15/2023	2,500,000.00	11/26/2018 3.51%	2,425,225.00 2,425,225.00	104.48 0.24%	2,612,020.00 3,055.56	0.75% 186,795.00	Aa2 / AA A+	1.96 1.76
037833AK6	Apple Inc Note 2.4% Due 5/3/2023	2,215,000.00	11/28/2018 3.54%	2,112,644.85 2,112,644.85	104.47 0.26%	2,313,915.26 21,854.67	0.67% 201,270.41	Aa1 / AA+ NR	2.09 2.03
404280BA6	HSBC Holdings PLC Note 3.6% Due 5/25/2023	1,200,000.00	05/15/2019 2.97%	1,228,680.00 1,228,680.00	106.41 0.59%	1,276,952.40 15,120.00	0.37% 48,272.40	A2 / A- A+	2.15 2.06
166764AH3	Chevron Corp Callable Note Cont 3/24/2023 3.191% Due 6/24/2023	3,000,000.00	Various 3.33%	2,982,300.00 2,982,300.00	105.40 0.45%	3,162,048.00 25,793.91	0.92% 179,748.00	Aa2 / AA- NR	2.23 1.92
931142EK5	Wal-Mart Stores Callable Note Cont 5/26/2023 3.4% Due 6/26/2023	2,000,000.00	05/08/2019 2.67%	2,056,900.00 2,056,900.00	106.65 0.30%	2,133,074.00 17,944.44	0.62% 76,174.00	Aa2 / AA AA	2.24 2.08
02665WCJ8	American Honda Finance Note 3.45% Due 7/14/2023	930,000.00	07/11/2018 3.49%	928,391.10 928,391.10	106.66 0.52%	991,899.87 6,862.63	0.29% 63,508.77	A3 / A- NR	2.29 2.20
89114QC48	Toronto Dominion Bank Note 3.5% Due 7/19/2023	1,910,000.00	07/27/2018 3.56%	1,904,461.00 1,904,461.00	107.06 0.41%	2,044,939.59 13,370.00	0.59% 140,478.59	Aa1 / AA- AA	2.30 2.21
69371RP59	Paccar Financial Corp Note 3.4% Due 8/9/2023	2,300,000.00	08/06/2018 3.41%	2,299,057.00 2,299,057.00	106.43 0.64%	2,447,963.60 11,295.56	0.71% 148,906.60	A1 / A+ NR	2.36 2.27
06406RAJ6	Bank of NY Mellon Corp Note 3.45% Due 8/11/2023	3,254,000.00	05/16/2019 2.79%	3,339,580.20 3,339,580.20	106.98 0.47%	3,481,025.07 15,592.08	1.01% 141,444.87	A1 / A AA-	2.36 2.28
02665WCQ2	American Honda Finance Note 3.625% Due 10/10/2023	2,260,000.00	10/03/2018 3.64%	2,258,146.80 2,258,146.80	107.38 0.67%	2,426,720.20 38,914.38	0.71% 168,573.40	A3 / A- NR	2.53 2.39
24422EVN6	John Deere Capital Corp Note 0.45% Due 1/17/2024	2,140,000.00	03/01/2021 0.47%	2,138,480.60 2,138,480.60	99.95 0.47%	2,138,930.00 722.25	0.62% 449.40	A2 / A A	2.80 2.77

City of Corona Consolidated

Account #10003

Holdings Report

As of March 31, 2021



CUSIP	Security Description	Par Value/Units	Purchase Date Book Yield	Cost Value Book Value	Mkt Price Mkt YTM	Market Value Accrued Int.	% of Port. Gain/Loss	Moody/S&P Fitch	Maturity Duration
CORPORATE									
06051GHF9	Bank of America Corp Callable Note 1X 3/5/2023 3.55% Due 3/5/2024	3,250,000.00	Various 2.93%	3,273,420.00 3,273,420.00	105.51 0.67%	3,429,058.75 8,332.64	0.99% 155,638.75	A2 / A- A+	2.93 1.87
89114QCB2	Toronto Dominion Bank Note 3.25% Due 3/11/2024	1,270,000.00	03/26/2019 2.97%	1,286,078.20 1,286,078.20	107.56 0.65%	1,366,001.84 2,293.06	0.39% 79,923.64	Aa3 / A AA-	2.95 2.82
808513BN4	Charles Schwab Corp Callable Note Cont 2/18/2024 0.75% Due 3/18/2024	1,775,000.00	03/16/2021 0.77%	1,774,112.50 1,774,112.50	100.51 0.57%	1,784,077.35 480.73	0.51% 9,964.85	A2 / A A	2.97 2.85
404280BS7	HSBC Holdings PLC Callable Note 1X 5/18/2023 3.95% Due 5/18/2024	2,750,000.00	Various 2.19%	2,887,177.50 2,887,177.50	106.72 0.76%	2,934,844.00 40,130.90	0.86% 47,666.50	A2 / A- A+	3.13 2.03
69371RQ25	Paccar Financial Corp Note 2.15% Due 8/15/2024	715,000.00	08/08/2019 2.20%	713,419.85 713,419.85	104.84 0.69%	749,627.45 1,964.26	0.22% 36,207.60	A1 / A+ NR	3.38 3.25
78015K7C2	Royal Bank of Canada Note 2.25% Due 11/1/2024	3,600,000.00	12/05/2019 2.26%	3,598,128.00 3,598,128.00	104.89 0.86%	3,776,018.40 33,750.00	1.10% 177,890.40	A2 / A AA	3.59 3.42
14913Q3B3	Caterpillar Finl Service Note 2.15% Due 11/8/2024	2,593,000.00	Various 1.88%	2,624,484.21 2,624,484.21	104.64 0.84%	2,713,185.55 22,144.94	0.79% 88,701.34	A3 / A A	3.61 3.45
90331HPL1	US Bank NA Callable Note Cont 12/21/2024 2.05% Due 1/21/2025	4,145,000.00	01/16/2020 2.10%	4,136,171.15 4,136,171.15	103.68 1.04%	4,297,341.19 16,522.43	1.24% 161,170.04	A1 / AA- AA-	3.81 3.58
Total Corporate		67,202,000.00	2.65%	67,157,163.26	0.53%	69,872,907.25 417,944.24	20.28% 2,715,743.99	A1 / A+ A+	2.16 1.92
LAIF									
90LAIF\$00	Local Agency Investment Fund State Pool	33,675,532.08	Various 0.35%	33,675,532.08 33,675,532.08	1.00 0.35%	33,675,532.08 25,691.84	9.72% 0.00	NR / NR NR	0.00 0.00
Total LAIF		33,675,532.08	0.35%	33,675,532.08	0.35%	33,675,532.08 25,691.84	9.72% 0.00	NR / NR NR	0.00 0.00

City of Corona Consolidated

Account #10003

Holdings Report

As of March 31, 2021



CUSIP	Security Description	Par Value/Units	Purchase Date Book Yield	Cost Value Book Value	Mkt Price Mkt YTM	Market Value Accrued Int.	% of Port. Gain/Loss	Moody/S&P Fitch	Maturity Duration
MONEY MARKET FUND FI									
60934N807	Federated Investors Govt Oblig Fund Inst.	187,591.02	Various 0.01%	187,591.02 187,591.02	1.00 0.01%	187,591.02 0.00	0.05% 0.00	Aaa / AAA AAA	0.00 0.00
Total Money Market Fund FI		187,591.02	0.01%	187,591.02 187,591.02	0.01%	187,591.02 0.00	0.05% 0.00	Aaa / AAA AAA	0.00 0.00
MUNICIPAL BONDS									
13063DRK6	California State Taxable GO 2.4% Due 10/1/2024	3,385,000.00	10/16/2019 1.91%	3,462,753.45 3,462,753.45	105.98 0.67%	3,587,423.00 40,620.00	1.05% 124,669.55	Aa2 / AA- AA	3.51 3.33
Total Municipal Bonds		3,385,000.00	1.91%	3,462,753.45 3,462,753.45	0.67%	3,587,423.00 40,620.00	1.05% 124,669.55	Aa2 / AA- AA	3.51 3.33
SUPRANATIONAL									
4581X0CW6	Inter-American Dev Bank Note 2.125% Due 1/18/2022	4,000,000.00	11/03/2017 2.07%	4,008,600.00 4,008,600.00	101.51 0.23%	4,060,396.00 17,236.11	1.18% 51,796.00	Aaa / NR AAA	0.80 0.79
4581X0CZ9	Inter-American Dev Bank Note 1.75% Due 9/14/2022	3,600,000.00	Various 2.30%	3,512,573.00 3,512,573.00	102.20 0.23%	3,679,128.00 2,975.00	1.06% 166,555.00	Aaa / AAA AAA	1.46 1.44
459058JL8	Intl. Bank Recon & Development Note 0.5% Due 10/28/2025	6,300,000.00	Various 0.59%	6,272,360.85 6,272,360.85	98.13 0.92%	6,182,246.71 13,387.51	1.79% (90,114.14)	Aaa / AAA AAA	4.58 4.50
Total Supranational		13,900,000.00	1.46%	13,793,533.85 13,793,533.85	0.54%	13,921,770.71 33,598.62	4.03% 128,236.86	Aaa / AAA AAA	2.65 2.61
US TREASURY									
912828J43	US Treasury Note 1.75% Due 2/28/2022	4,350,000.00	03/13/2017 2.14%	4,271,340.74 4,271,340.74	101.52 0.09%	4,415,928.60 6,619.57	1.28% 144,587.86	Aaa / AA+ AAA	0.92 0.91
912828XG0	US Treasury Note 2.125% Due 6/30/2022	4,000,000.00	08/15/2017 1.82%	4,056,732.15 4,056,732.15	102.51 0.12%	4,100,312.00 21,367.40	1.19% 43,579.85	Aaa / AA+ AAA	1.25 1.24
912828L24	US Treasury Note 1.875% Due 8/31/2022	4,500,000.00	10/17/2017 1.98%	4,478,906.25 4,478,906.25	102.46 0.13%	4,610,740.50 7,336.96	1.33% 131,834.25	Aaa / AA+ AAA	1.42 1.40

City of Corona Consolidated

Account #10003

Holdings Report

As of March 31, 2021



CUSIP	Security Description	Par Value/Units	Purchase Date Book Yield	Cost Value Book Value	Mkt Price Mkt YTM	Market Value Accrued Int.	% of Port. Gain/Loss	Moody/S&P Fitch	Maturity Duration
US TREASURY									
912828N30	US Treasury Note 2.125% Due 12/31/2022	4,800,000.00	01/25/2018 2.46%	4,725,375.00 4,725,375.00	103.43 0.16%	4,964,625.60 25,640.88	1.44% 239,250.60	Aaa / AA+ AAA	1.75 1.72
912828T91	US Treasury Note 1.625% Due 10/31/2023	5,000,000.00	05/29/2019 2.05%	4,909,960.94 4,909,960.94	103.51 0.26%	5,175,585.00 34,116.02	1.50% 265,624.06	Aaa / AA+ AAA	2.59 2.52
912828V23	US Treasury Note 2.25% Due 12/31/2023	4,500,000.00	06/21/2019 1.80%	4,588,417.97 4,588,417.97	105.33 0.30%	4,739,764.50 25,452.35	1.37% 151,346.53	Aaa / AA+ AAA	2.75 2.67
912828B66	US Treasury Note 2.75% Due 2/15/2024	5,000,000.00	Various 2.21%	5,121,796.88 5,121,796.88	106.93 0.33%	5,346,485.00 17,092.54	1.55% 224,688.12	Aaa / AA+ AAA	2.88 2.78
91282CBR1	US Treasury Note 0.25% Due 3/15/2024	2,900,000.00	03/30/2021 0.33%	2,892,976.56 2,892,976.56	99.73 0.34%	2,892,071.40 334.92	0.83% (905.16)	Aaa / AA+ AAA	2.96 2.94
912828X70	US Treasury Note 2% Due 4/30/2024	4,800,000.00	Various 1.84%	4,833,281.25 4,833,281.25	104.94 0.39%	5,037,000.00 40,309.40	1.46% 203,718.75	Aaa / AA+ AAA	3.08 2.98
912828XX3	US Treasury Note 2% Due 6/30/2024	4,900,000.00	Various 1.81%	4,942,253.91 4,942,253.91	105.05 0.43%	5,147,298.10 24,635.36	1.49% 205,044.19	Aaa / AA+ AAA	3.25 3.15
912828D56	US Treasury Note 2.375% Due 8/15/2024	5,000,000.00	12/12/2019 1.75%	5,140,234.38 5,140,234.38	106.40 0.46%	5,319,920.00 14,761.74	1.54% 179,685.62	Aaa / AA+ AAA	3.38 3.25
9128283D0	US Treasury Note 2.25% Due 10/31/2024	4,000,000.00	11/07/2019 1.77%	4,090,468.75 4,090,468.75	106.06 0.54%	4,242,500.00 37,790.06	1.23% 152,031.25	Aaa / AA+ AAA	3.59 3.43
912828ZC7	US Treasury Note 1.125% Due 2/28/2025	7,000,000.00	03/18/2020 0.81%	7,108,007.81 7,108,007.81	101.84 0.65%	7,128,786.00 6,847.83	2.06% 20,778.19	Aaa / AA+ AAA	3.92 3.83
91282CAB7	US Treasury Note 0.25% Due 7/31/2025	6,000,000.00	03/12/2021 0.72%	5,879,062.50 5,879,062.50	97.78 0.77%	5,866,638.00 2,486.19	1.69% (12,424.50)	Aaa / AA+ AAA	4.34 4.30
91282CAM3	US Treasury Note 0.25% Due 9/30/2025	3,200,000.00	03/29/2021 0.74%	3,130,375.00 3,130,375.00	97.49 0.82%	3,119,750.40 21.86	0.90% (10,624.60)	Aaa / AA+ AAA	4.50 4.46
91282CAT8	US Treasury Note 0.25% Due 10/31/2025	6,000,000.00	02/19/2021 0.53%	5,923,125.00 5,923,125.00	97.33 0.85%	5,839,686.00 6,298.34	1.69% (83,439.00)	Aaa / AA+ AAA	4.59 4.54

City of Corona Consolidated

Account #10003

Holdings Report

As of March 31, 2021



CUSIP	Security Description	Par Value/Units	Purchase Date Book Yield	Cost Value Book Value	Mkt Price Mkt YTM	Market Value Accrued Int.	% of Port. Gain/Loss	Moody/S&P Fitch	Maturity Duration
US TREASURY									
91282CAZ4	US Treasury Note 0.375% Due 11/30/2025	3,800,000.00	03/26/2021 0.77%	3,731,867.19 3,731,867.19	97.77 0.86%	3,715,241.00 4,776.10	1.07% (16,626.19)	Aaa / AA+ AAA	4.67 4.61
Total US Treasury		79,750,000.00	1.50%	79,824,182.28	0.45%	81,662,332.10 275,887.52	23.64% 1,838,149.82	Aaa / AA+ AAA	3.08 3.01
TOTAL PORTFOLIO		337,534,861.09	1.62%	338,559,683.51	0.47%	345,492,565.94 1,167,677.31	100.00% 6,932,882.43	Aa1 / AA AAA	2.57 2.32
TOTAL MARKET VALUE PLUS ACCRUED						346,660,243.25			

City of Corona Consolidated

Transaction Ledger



Account #10003

As of March 31, 2021

Transaction Type	Settlement Date	CUSIP	Quantity	Security Description	Price	Acq/Disp Yield	Amount	Interest Pur/Sold	Total Amount	Gain/Loss
ACQUISITIONS										
Purchase	03/01/2021	60934N807	29,997.00	Federated Investors Govt Oblig Fund Inst.	1.000	0.01%	29,997.00	0.00	29,997.00	0.00
Purchase	03/01/2021	60934N807	2,700,000.00	Federated Investors Govt Oblig Fund Inst.	1.000	0.01%	2,700,000.00	0.00	2,700,000.00	0.00
Purchase	03/02/2021	60934N807	6.85	Federated Investors Govt Oblig Fund Inst.	1.000	0.01%	6.85	0.00	6.85	0.00
Purchase	03/04/2021	24422EVN6	2,140,000.00	John Deere Capital Corp Note 0.45% Due 1/17/2024	99.929	0.47%	2,138,480.60	0.00	2,138,480.60	0.00
Purchase	03/04/2021	60934N807	1,850,000.00	Federated Investors Govt Oblig Fund Inst.	1.000	0.01%	1,850,000.00	0.00	1,850,000.00	0.00
Purchase	03/04/2021	60934N807	25,900.00	Federated Investors Govt Oblig Fund Inst.	1.000	0.01%	25,900.00	0.00	25,900.00	0.00
Purchase	03/05/2021	60934N807	57,687.50	Federated Investors Govt Oblig Fund Inst.	1.000	0.01%	57,687.50	0.00	57,687.50	0.00
Purchase	03/06/2021	60934N807	21,000.00	Federated Investors Govt Oblig Fund Inst.	1.000	0.01%	21,000.00	0.00	21,000.00	0.00
Purchase	03/08/2021	60934N807	96,255.00	Federated Investors Govt Oblig Fund Inst.	1.000	0.01%	96,255.00	0.00	96,255.00	0.00
Purchase	03/11/2021	60934N807	20,637.50	Federated Investors Govt Oblig Fund Inst.	1.000	0.01%	20,637.50	0.00	20,637.50	0.00
Purchase	03/13/2021	60934N807	57,500.00	Federated Investors Govt Oblig Fund Inst.	1.000	0.01%	57,500.00	0.00	57,500.00	0.00
Purchase	03/14/2021	60934N807	31,500.00	Federated Investors Govt Oblig Fund Inst.	1.000	0.01%	31,500.00	0.00	31,500.00	0.00
Purchase	03/15/2021	60934N807	65,962.50	Federated Investors Govt Oblig Fund Inst.	1.000	0.01%	65,962.50	0.00	65,962.50	0.00
Purchase	03/15/2021	60934N807	325.00	Federated Investors Govt Oblig Fund Inst.	1.000	0.01%	325.00	0.00	325.00	0.00
Purchase	03/15/2021	60934N807	1,610.00	Federated Investors Govt Oblig Fund Inst.	1.000	0.01%	1,610.00	0.00	1,610.00	0.00
Purchase	03/15/2021	60934N807	3,490.08	Federated Investors Govt Oblig Fund Inst.	1.000	0.01%	3,490.08	0.00	3,490.08	0.00

City of Corona Consolidated

Transaction Ledger



Account #10003

As of March 31, 2021

Transaction Type	Settlement Date	CUSIP	Quantity	Security Description	Price	Acq/Disp Yield	Amount	Interest Pur/Sold	Total Amount	Gain/Loss
ACQUISITIONS										
Purchase	03/15/2021	60934N807	376.25	Federated Investors Govt Oblig Fund Inst.	1.000	0.01%	376.25	0.00	376.25	0.00
Purchase	03/15/2021	60934N807	754.90	Federated Investors Govt Oblig Fund Inst.	1.000	0.01%	754.90	0.00	754.90	0.00
Purchase	03/15/2021	60934N807	669.67	Federated Investors Govt Oblig Fund Inst.	1.000	0.01%	669.67	0.00	669.67	0.00
Purchase	03/15/2021	60934N807	3,011.17	Federated Investors Govt Oblig Fund Inst.	1.000	0.01%	3,011.17	0.00	3,011.17	0.00
Purchase	03/15/2021	60934N807	519.33	Federated Investors Govt Oblig Fund Inst.	1.000	0.01%	519.33	0.00	519.33	0.00
Purchase	03/15/2021	60934N807	314.50	Federated Investors Govt Oblig Fund Inst.	1.000	0.01%	314.50	0.00	314.50	0.00
Purchase	03/15/2021	60934N807	1,892.92	Federated Investors Govt Oblig Fund Inst.	1.000	0.01%	1,892.92	0.00	1,892.92	0.00
Purchase	03/15/2021	60934N807	67,681.34	Federated Investors Govt Oblig Fund Inst.	1.000	0.01%	67,681.34	0.00	67,681.34	0.00
Purchase	03/15/2021	60934N807	19,219.74	Federated Investors Govt Oblig Fund Inst.	1.000	0.01%	19,219.74	0.00	19,219.74	0.00
Purchase	03/15/2021	60934N807	116,801.55	Federated Investors Govt Oblig Fund Inst.	1.000	0.01%	116,801.55	0.00	116,801.55	0.00
Purchase	03/15/2021	60934N807	133,234.94	Federated Investors Govt Oblig Fund Inst.	1.000	0.01%	133,234.94	0.00	133,234.94	0.00
Purchase	03/15/2021	60934N807	146,474.65	Federated Investors Govt Oblig Fund Inst.	1.000	0.01%	146,474.65	0.00	146,474.65	0.00
Purchase	03/15/2021	91282CAB7	6,000,000.00	US Treasury Note 0.25% Due 7/31/2025	97.984	0.72%	5,879,062.50	1,781.77	5,880,844.27	0.00
Purchase	03/18/2021	60934N807	1,119,635.69	Federated Investors Govt Oblig Fund Inst.	1.000	0.01%	1,119,635.69	0.00	1,119,635.69	0.00
Purchase	03/18/2021	60934N807	501.04	Federated Investors Govt Oblig Fund Inst.	1.000	0.01%	501.04	0.00	501.04	0.00
Purchase	03/18/2021	808513BN4	1,775,000.00	Charles Schwab Corp Callable Note Cont 2/18/2024 0.75% Due 3/18/2024	99.950	0.77%	1,774,112.50	0.00	1,774,112.50	0.00

City of Corona Consolidated

Transaction Ledger



Account #10003

As of March 31, 2021

Transaction Type	Settlement Date	CUSIP	Quantity	Security Description	Price	Acq/Disp Yield	Amount	Interest Pur/Sold	Total Amount	Gain/Loss
ACQUISITIONS										
Purchase	03/22/2021	60934N807	155.93	Federated Investors Govt Oblig Fund Inst.	1.000	0.01%	155.93	0.00	155.93	0.00
Purchase	03/22/2021	60934N807	885.17	Federated Investors Govt Oblig Fund Inst.	1.000	0.01%	885.17	0.00	885.17	0.00
Purchase	03/22/2021	60934N807	2,247.17	Federated Investors Govt Oblig Fund Inst.	1.000	0.01%	2,247.17	0.00	2,247.17	0.00
Purchase	03/22/2021	60934N807	91,116.86	Federated Investors Govt Oblig Fund Inst.	1.000	0.01%	91,116.86	0.00	91,116.86	0.00
Purchase	03/23/2021	60934N807	11,672.00	Federated Investors Govt Oblig Fund Inst.	1.000	0.01%	11,672.00	0.00	11,672.00	0.00
Purchase	03/25/2021	60934N807	8,542.50	Federated Investors Govt Oblig Fund Inst.	1.000	0.01%	8,542.50	0.00	8,542.50	0.00
Purchase	03/25/2021	60934N807	11,328.63	Federated Investors Govt Oblig Fund Inst.	1.000	0.01%	11,328.63	0.00	11,328.63	0.00
Purchase	03/25/2021	60934N807	11,021.88	Federated Investors Govt Oblig Fund Inst.	1.000	0.01%	11,021.88	0.00	11,021.88	0.00
Purchase	03/25/2021	60934N807	112,507.32	Federated Investors Govt Oblig Fund Inst.	1.000	0.01%	112,507.32	0.00	112,507.32	0.00
Purchase	03/25/2021	60934N807	33,295.75	Federated Investors Govt Oblig Fund Inst.	1.000	0.01%	33,295.75	0.00	33,295.75	0.00
Purchase	03/25/2021	60934N807	17,634.87	Federated Investors Govt Oblig Fund Inst.	1.000	0.01%	17,634.87	0.00	17,634.87	0.00
Purchase	03/25/2021	60934N807	13,239.99	Federated Investors Govt Oblig Fund Inst.	1.000	0.01%	13,239.99	0.00	13,239.99	0.00
Purchase	03/26/2021	60934N807	3,042,559.95	Federated Investors Govt Oblig Fund Inst.	1.000	0.01%	3,042,559.95	0.00	3,042,559.95	0.00
Purchase	03/29/2021	91282CAZ4	3,800,000.00	US Treasury Note 0.375% Due 11/30/2025	98.207	0.77%	3,731,867.19	4,658.65	3,736,525.84	0.00
Purchase	03/30/2021	91282CAM3	3,200,000.00	US Treasury Note 0.25% Due 9/30/2025	97.824	0.74%	3,130,375.00	3,978.02	3,134,353.02	0.00
Purchase	03/31/2021	60934N807	4,000.00	Federated Investors Govt Oblig Fund Inst.	1.000	0.01%	4,000.00	0.00	4,000.00	0.00

City of Corona Consolidated

Transaction Ledger



Account #10003

As of March 31, 2021

Transaction Type	Settlement Date	CUSIP	Quantity	Security Description	Price	Acq/Disp Yield	Amount	Interest Pur/Sold	Total Amount	Gain/Loss
ACQUISITIONS										
Purchase	03/31/2021	91282CBR1	2,900,000.00	US Treasury Note 0.25% Due 3/15/2024	99.758	0.33%	2,892,976.56	315.22	2,893,291.78	0.00
Subtotal			29,748,167.14				29,480,041.49	10,733.66	29,490,775.15	0.00
Security Contribution	03/01/2021	90LAIF\$00	400,000.00	Local Agency Investment Fund State Pool	1.000		400,000.00	0.00	400,000.00	0.00
Security Contribution	03/02/2021	90LAIF\$00	500,000.00	Local Agency Investment Fund State Pool	1.000		500,000.00	0.00	500,000.00	0.00
Security Contribution	03/08/2021	90LAIF\$00	1,500,000.00	Local Agency Investment Fund State Pool	1.000		1,500,000.00	0.00	1,500,000.00	0.00
Security Contribution	03/15/2021	90LAIF\$00	600,000.00	Local Agency Investment Fund State Pool	1.000		600,000.00	0.00	600,000.00	0.00
Security Contribution	03/22/2021	90LAIF\$00	1,200,000.00	Local Agency Investment Fund State Pool	1.000		1,200,000.00	0.00	1,200,000.00	0.00
Security Contribution	03/23/2021	90LAIF\$00	1,200,000.00	Local Agency Investment Fund State Pool	1.000		1,200,000.00	0.00	1,200,000.00	0.00
Security Contribution	03/25/2021	90LAIF\$00	2,000,000.00	Local Agency Investment Fund State Pool	1.000		2,000,000.00	0.00	2,000,000.00	0.00
Security Contribution	03/29/2021	90LAIF\$00	7,800,000.00	Local Agency Investment Fund State Pool	1.000		7,800,000.00	0.00	7,800,000.00	0.00
Subtotal			15,200,000.00				15,200,000.00	0.00	15,200,000.00	0.00
Short Sale	03/18/2021	60934N807	-1,774,112.50	Federated Investors Govt Oblig Fund Inst.	1.000		-1,774,112.50	0.00	-1,774,112.50	0.00
Subtotal			-1,774,112.50				-1,774,112.50	0.00	-1,774,112.50	0.00
TOTAL ACQUISITIONS			43,174,054.64				42,905,928.99	10,733.66	42,916,662.65	0.00
DISPOSITIONS										
Closing Purchase	03/18/2021	60934N807	-1,774,112.50	Federated Investors Govt Oblig Fund Inst.	1.000		-1,774,112.50	0.00	-1,774,112.50	0.00
Subtotal			-1,774,112.50				-1,774,112.50	0.00	-1,774,112.50	0.00

City of Corona Consolidated

Transaction Ledger



Account #10003

As of March 31, 2021

Transaction Type	Settlement Date	CUSIP	Quantity	Security Description	Price	Acq/Disp Yield	Amount	Interest Pur/Sold	Total Amount	Gain/Loss
DISPOSITIONS										
Sale	03/04/2021	60934N807	2,138,480.60	Federated Investors Govt Oblig Fund Inst.	1.000	0.01%	2,138,480.60	0.00	2,138,480.60	0.00
Sale	03/15/2021	3135G05G4	2,655,000.00	FNMA Note 0.25% Due 7/10/2023	100.042	0.23%	2,656,115.10	1,198.44	2,657,313.54	6,823.35
Sale	03/15/2021	60934N807	3,223,530.73	Federated Investors Govt Oblig Fund Inst.	1.000	0.01%	3,223,530.73	0.00	3,223,530.73	0.00
Sale	03/18/2021	3135G06H1	1,120,000.00	FNMA Note 0.25% Due 11/27/2023	99.889	0.29%	1,118,756.80	878.89	1,119,635.69	33.60
Sale	03/18/2021	60934N807	1,774,112.50	Federated Investors Govt Oblig Fund Inst.	1.000	0.01%	1,774,112.50	0.00	1,774,112.50	0.00
Sale	03/29/2021	3135G05G4	2,100,000.00	FNMA Note 0.25% Due 7/10/2023	100.126	0.19%	2,102,646.00	1,152.08	2,103,798.08	7,161.00
Sale	03/29/2021	3135G06H1	1,500,000.00	FNMA Note 0.25% Due 11/27/2023	99.999	0.25%	1,499,985.00	1,291.67	1,501,276.67	1,695.00
Sale	03/29/2021	60934N807	131,451.09	Federated Investors Govt Oblig Fund Inst.	1.000	0.01%	131,451.09	0.00	131,451.09	0.00
Sale	03/30/2021	3137EAER6	2,890,000.00	FHLMC Note 0.375% Due 5/5/2023	100.432	0.17%	2,902,484.80	4,365.10	2,906,849.90	13,698.60
Sale	03/30/2021	60934N807	227,503.12	Federated Investors Govt Oblig Fund Inst.	1.000	0.01%	227,503.12	0.00	227,503.12	0.00
Sale	03/31/2021	60934N807	2,893,291.78	Federated Investors Govt Oblig Fund Inst.	1.000	0.01%	2,893,291.78	0.00	2,893,291.78	0.00
Subtotal			20,653,369.82				20,668,357.52	8,886.18	20,677,243.70	29,411.55
Call	03/26/2021	44932HAC7	2,955,000.00	IBM Credit Corp Note 2.2% Due 9/8/2022	102.853	0.23%	3,039,309.45	3,250.50	3,042,559.95	134,308.05
Subtotal			2,955,000.00				3,039,309.45	3,250.50	3,042,559.95	134,308.05
Paydown	03/15/2021	43813DAC2	0.00	Honda Auto Receivables 2020-2 A3 0.82% Due 7/15/2024	100.000		0.00	669.67	669.67	0.00
Paydown	03/15/2021	43815NAC8	0.00	Honda Auto Receivables Trust 2019-3 A3 1.78% Due 8/15/2023	100.000		0.00	3,011.17	3,011.17	0.00

City of Corona Consolidated

Transaction Ledger



Account #10003

As of March 31, 2021

Transaction Type	Settlement Date	CUSIP	Quantity	Security Description	Price	Acq/Disp Yield	Amount	Interest Pur/Sold	Total Amount	Gain/Loss
DISPOSITIONS										
Paydown	03/15/2021	44891RAC4	0.00	Hyundai Auto Receivables Trust 2020-C A3 0.38% Due 5/15/2025	100.000		0.00	519.33	519.33	0.00
Paydown	03/15/2021	477870AC3	65,821.26	John Deere Owner Trust 2019-B A3 2.21% Due 12/15/2023	100.000		65,821.26	1,860.08	67,681.34	13.97
Paydown	03/15/2021	47787NAC3	0.00	John Deere Owner Trust 2020-B A3 0.51% Due 11/15/2024	100.000		0.00	314.50	314.50	0.00
Paydown	03/15/2021	47788CAC6	19,177.24	John Deere Owner Trust 2018-A A3 2.66% Due 4/18/2022	100.000		19,177.24	42.50	19,219.74	1.38
Paydown	03/15/2021	47788EAC2	114,859.06	John Deere Owner Trust 2018-B A3 3.08% Due 11/15/2022	100.000		114,859.06	1,942.49	116,801.55	8.71
Paydown	03/15/2021	47789JAD8	128,845.61	John Deere Owner Trust 2019-A A3 2.91% Due 7/17/2023	100.000		128,845.61	4,389.33	133,234.94	-2,682.61
Paydown	03/15/2021	47789KAC7	0.00	John Deere Owner Trust 2020-A A3 1.1% Due 8/15/2024	100.000		0.00	1,892.92	1,892.92	0.00
Paydown	03/15/2021	58769EAC2	0.00	Mercedes-Benz Auto Lease Trust 2020-B A3 0.4% Due 11/15/2023	100.000		0.00	325.00	325.00	0.00
Paydown	03/15/2021	58770FAC6	0.00	Mercedes Benz Auto Lease Trust 2020-A A3 1.84% Due 12/15/2022	100.000		0.00	1,610.00	1,610.00	0.00
Paydown	03/15/2021	65479JAD5	0.00	Nissan Auto Receivables Owner 2019-C A3 1.93% Due 7/15/2024	100.000		0.00	3,490.08	3,490.08	0.00
Paydown	03/15/2021	89236XAC0	0.00	Toyota Auto Receivables 2020-D A3 0.35% Due 1/15/2025	100.000		0.00	376.25	376.25	0.00
Paydown	03/15/2021	89238TAD5	143,824.88	Toyota Auto Receivables Trust 2018-B A3 2.96% Due 9/15/2022	100.000		143,824.88	2,649.77	146,474.65	-1,522.52
Paydown	03/15/2021	89240BAC2	0.00	Toyota Auto Receivables Owners 2021-A A3 0.26% Due 5/15/2025	100.000		0.00	754.90	754.90	0.00

City of Corona Consolidated

Transaction Ledger



Account #10003

As of March 31, 2021

Transaction Type	Settlement Date	CUSIP	Quantity	Security Description	Price	Acq/Disp Yield	Amount	Interest Pur/Sold	Total Amount	Gain/Loss
DISPOSITIONS										
Paydown	03/18/2021	43813KAC6	0.00	Honda Auto Receivables Trust 2020-3 A3 0.37% Due 10/18/2024	100.000		0.00	501.04	501.04	0.00
Paydown	03/22/2021	43813GAC5	0.00	Honda Auto Receivables Trust 2021-1 A3 0.27% Due 4/21/2025	100.000		0.00	155.93	155.93	0.00
Paydown	03/22/2021	43815HAC1	89,381.99	Honda Auto Receivables Trust 2018-3 A3 2.95% Due 8/22/2022	100.000		89,381.99	1,734.87	91,116.86	12.26
Paydown	03/22/2021	92290BAA9	0.00	Verizon Owner Trust 2020-B A 0.47% Due 2/20/2025	100.000		0.00	885.17	885.17	0.00
Paydown	03/22/2021	92348AAA3	0.00	Verizon Owner Trust 2019-C A1A 1.94% Due 4/22/2024	100.000		0.00	2,247.17	2,247.17	0.00
Paydown	03/25/2021	3137B4WB8	0.00	FHLMC K033 A2Due 7/25/2023	100.000		0.00	8,542.50	8,542.50	0.00
Paydown	03/25/2021	3137B5JM6	0.00	FHLMC K034 A2 3.531% Due 7/25/2023	100.000		0.00	11,328.63	11,328.63	0.00
Paydown	03/25/2021	3137B7MZ9	0.00	FHLMC K036 A2Due 10/25/2023	100.000		0.00	11,021.88	11,021.88	0.00
Paydown	03/25/2021	3137BDDC7	110,347.88	FHLMC K716 A2 3.13% Due 6/25/2021	100.000		110,347.88	2,159.44	112,507.32	-4,525.99
Paydown	03/25/2021	3137BFDQ1	28,216.35	FHLMC K717 A2 2.991% Due 9/25/2021	100.000		28,216.35	5,079.40	33,295.75	-290.72
Paydown	03/25/2021	3137BM6P6	7,375.24	FHLMC K721 A2Due 8/25/2022	100.000		7,375.24	10,259.63	17,634.87	-259.01
Paydown	03/25/2021	3137BYPQ7	4,498.32	FHLMC K726 A2 2.905% Due 4/25/2024	100.000		4,498.32	8,741.67	13,239.99	-32.16
Subtotal			712,347.83				712,347.83	86,505.32	798,853.15	-9,276.69
Maturity	03/01/2021	30231GAV4	2,700,000.00	Exxon Mobil Corp Callable Note Cont 2/1/2021 2.222% Due 3/1/2021	100.000		2,700,000.00	0.00	2,700,000.00	-30,414.55
Maturity	03/04/2021	24422ESL4	1,850,000.00	John Deere Capital Corp Note 2.8% Due 3/4/2021	100.000		1,850,000.00	0.00	1,850,000.00	-45,010.50
Subtotal			4,550,000.00				4,550,000.00	0.00	4,550,000.00	-75,425.05

City of Corona Consolidated

Transaction Ledger



Account #10003

As of March 31, 2021

Transaction Type	Settlement Date	CUSIP	Quantity	Security Description	Price	Acq/Disp Yield	Amount	Interest Pur/Sold	Total Amount	Gain/Loss
DISPOSITIONS										
Security Withdrawal	03/04/2021	90LAIF\$00	2,500,000.00	Local Agency Investment Fund State Pool	1.000		2,500,000.00	0.00	2,500,000.00	0.00
Security Withdrawal	03/10/2021	90LAIF\$00	400,000.00	Local Agency Investment Fund State Pool	1.000		400,000.00	0.00	400,000.00	0.00
Security Withdrawal	03/17/2021	90LAIF\$00	700,000.00	Local Agency Investment Fund State Pool	1.000		700,000.00	0.00	700,000.00	0.00
Security Withdrawal	03/18/2021	90LAIF\$00	3,100,000.00	Local Agency Investment Fund State Pool	1.000		3,100,000.00	0.00	3,100,000.00	0.00
Subtotal			6,700,000.00				6,700,000.00	0.00	6,700,000.00	0.00
TOTAL DISPOSITIONS			33,796,605.15				33,895,902.30	98,642.00	33,994,544.30	79,017.86

OTHER TRANSACTIONS										
Interest	03/01/2021	30231GAV4	2,700,000.00	Exxon Mobil Corp Callable Note Cont 2/1/2021 2.222% Due 3/1/2021	0.000		29,997.00	0.00	29,997.00	0.00
Interest	03/04/2021	24422ESL4	1,850,000.00	John Deere Capital Corp Note 2.8% Due 3/4/2021	0.000		25,900.00	0.00	25,900.00	0.00
Interest	03/05/2021	06051GHF9	3,250,000.00	Bank of America Corp Callable Note 1X 3/5/2023 3.55% Due 3/5/2024	0.000		57,687.50	0.00	57,687.50	0.00
Interest	03/06/2021	24422ETG4	1,500,000.00	John Deere Capital Corp Note 2.8% Due 3/6/2023	0.000		21,000.00	0.00	21,000.00	0.00
Interest	03/08/2021	3130A0XE5	1,000,000.00	FHLB Note 3.25% Due 3/8/2024	0.000		16,250.00	0.00	16,250.00	0.00
Interest	03/08/2021	3130AB3H7	4,000,000.00	FHLB Note 2.375% Due 3/8/2024	0.000		47,500.00	0.00	47,500.00	0.00
Interest	03/08/2021	44932HAC7	2,955,000.00	IBM Credit Corp Note 2.2% Due 9/8/2022	0.000		32,505.00	0.00	32,505.00	0.00
Interest	03/11/2021	89114QCB2	1,270,000.00	Toronto Dominion Bank Note 3.25% Due 3/11/2024	0.000		20,637.50	0.00	20,637.50	0.00
Interest	03/13/2021	3130A2UW4	4,000,000.00	FHLB Note 2.875% Due 9/13/2024	0.000		57,500.00	0.00	57,500.00	0.00

City of Corona Consolidated

Account #10003

Transaction Ledger

As of March 31, 2021



Transaction Type	Settlement Date	CUSIP	Quantity	Security Description	Price	Acq/Disp Yield	Amount	Interest Pur/Sold	Total Amount	Gain/Loss
OTHER TRANSACTIONS										
Interest	03/14/2021	4581X0CZ9	3,600,000.00	Inter-American Dev Bank Note 1.75% Due 9/14/2022	0.000		31,500.00	0.00	31,500.00	0.00
Interest	03/15/2021	084670BR8	2,500,000.00	Berkshire Hathaway Callable Note Cont 1/15/2023 2.75% Due 3/15/2023	0.000		34,375.00	0.00	34,375.00	0.00
Interest	03/15/2021	68389XBK0	3,325,000.00	Oracle Corp Callable Note Cont 8/15/2021 1.9% Due 9/15/2021	0.000		31,587.50	0.00	31,587.50	0.00
Interest	03/23/2021	3137EAEX3	6,295,000.00	FHLMC Note 0.375% Due 9/23/2025	0.000		11,672.00	0.00	11,672.00	0.00
Interest	03/31/2021	91282CAM3	3,200,000.00	US Treasury Note 0.25% Due 9/30/2025	0.000		4,000.00	0.00	4,000.00	0.00
Subtotal			41,445,000.00				422,111.50	0.00	422,111.50	0.00
Dividend	03/02/2021	60934N807	1,234,310.10	Federated Investors Govt Oblig Fund Inst.	0.000		6.85	0.00	6.85	0.00
Subtotal			1,234,310.10				6.85	0.00	6.85	0.00
TOTAL OTHER TRANSACTIONS			42,679,310.10				422,118.35	0.00	422,118.35	0.00

City of Corona Consolidated

Account #10003

Income Earned

As of March 31, 2021



CUSIP	Security Description	Trade Date Settle Date Units	Book Value: Begin Book Value: Acq Book Value: Disp Book Value: End	Prior Accrued Inc. Received Ending Accrued Total Interest	Accr. Of Discount Amort. Of Premium Net Accret/Amort Income Earned	Total Income
FIXED INCOME						
02665WCJ8	American Honda Finance Note 3.45% Due 07/14/2023	07/11/2018 07/16/2018 930,000.00	928,391.10 0.00 0.00 928,391.10	4,188.88 0.00 6,862.63 2,673.75	0.00 0.00 0.00 2,673.75	2,673.75
02665WCQ2	American Honda Finance Note 3.625% Due 10/10/2023	10/03/2018 10/10/2018 2,260,000.00	2,258,146.80 0.00 0.00 2,258,146.80	32,087.29 0.00 38,914.38 6,827.09	0.00 0.00 0.00 6,827.09	6,827.09
037833AK6	Apple Inc Note 2.4% Due 05/03/2023	11/28/2018 11/30/2018 2,215,000.00	2,112,644.85 0.00 0.00 2,112,644.85	17,424.67 0.00 21,854.67 4,430.00	0.00 0.00 0.00 4,430.00	4,430.00
06051GHF9	Bank of America Corp Callable Note 1X 3/5/2023 3.55% Due 03/05/2024	Various Various 3,250,000.00	3,273,420.00 0.00 0.00 3,273,420.00	56,405.56 57,687.50 8,332.64 9,614.58	0.00 0.00 0.00 9,614.58	9,614.58
06406RAJ6	Bank of NY Mellon Corp Note 3.45% Due 08/11/2023	05/16/2019 05/20/2019 3,254,000.00	3,339,580.20 0.00 0.00 3,339,580.20	6,236.83 0.00 15,592.08 9,355.25	0.00 0.00 0.00 9,355.25	9,355.25
084670BR8	Berkshire Hathaway Callable Note Cont 1/15/2023 2.75% Due 03/15/2023	11/26/2018 11/28/2018 2,500,000.00	2,425,225.00 0.00 0.00 2,425,225.00	31,701.39 34,375.00 3,055.56 5,729.17	0.00 0.00 0.00 5,729.17	5,729.17
13063DRK6	California State Taxable GO 2.4% Due 10/01/2024	10/16/2019 10/24/2019 3,385,000.00	3,462,753.45 0.00 0.00 3,462,753.45	33,850.00 0.00 40,620.00 6,770.00	0.00 0.00 0.00 6,770.00	6,770.00
14913Q3B3	Caterpillar Finl Service Note 2.15% Due 11/08/2024	Various Various 2,593,000.00	2,624,484.21 0.00 0.00 2,624,484.21	17,499.15 0.00 22,144.94 4,645.79	0.00 0.00 0.00 4,645.79	4,645.79
166764AH3	Chevron Corp Callable Note Cont 3/24/2023 3.191% Due 06/24/2023	Various Various 3,000,000.00	2,982,300.00 0.00 0.00 2,982,300.00	17,816.42 0.00 25,793.91 7,977.49	0.00 0.00 0.00 7,977.49	7,977.49

City of Corona Consolidated

Account #10003

Income Earned

As of March 31, 2021



CUSIP	Security Description	Trade Date Settle Date Units	Book Value: Begin Book Value: Acq Book Value: Disp Book Value: End	Prior Accrued Inc. Received Ending Accrued Total Interest	Accr. Of Discount Amort. Of Premium Net Accret/Amort Income Earned	Total Income
24422ESL4	John Deere Capital Corp Note Due 03/04/2021	05/24/2017 05/30/2017 0.00	1,895,010.50 0.00 1,895,010.50 0.00	25,468.33 25,900.00 0.00 431.67	0.00 0.00 0.00 431.67	431.67
24422ETG4	John Deere Capital Corp Note 2.8% Due 03/06/2023	Various Various 1,500,000.00	1,454,530.00 0.00 0.00 1,454,530.00	20,416.67 21,000.00 2,916.66 3,499.99	0.00 0.00 0.00 3,499.99	3,499.99
24422EVN6	John Deere Capital Corp Note 0.45% Due 01/17/2024	03/01/2021 03/04/2021 2,140,000.00	0.00 2,138,480.60 0.00 2,138,480.60	0.00 0.00 722.25 722.25	0.00 0.00 0.00 722.25	722.25
30231GAV4	Exxon Mobil Corp Callable Note Cont 2/1/2021 Due 03/01/2021	Various Various 0.00	2,730,414.55 0.00 2,730,414.55 0.00	29,997.00 29,997.00 0.00 0.00	0.00 0.00 0.00 0.00	0.00
3130A0F70	FHLB Note 3.375% Due 12/08/2023	01/16/2019 01/17/2019 3,500,000.00	3,602,165.00 0.00 0.00 3,602,165.00	27,234.38 0.00 37,078.13 9,843.75	0.00 0.00 0.00 9,843.75	9,843.75
3130A0XE5	FHLB Note 3.25% Due 03/08/2024	03/28/2019 03/29/2019 1,000,000.00	1,045,410.00 0.00 0.00 1,045,410.00	15,618.06 16,250.00 2,076.39 2,708.33	0.00 0.00 0.00 2,708.33	2,708.33
3130A1XJ2	FHLB Note 2.875% Due 06/14/2024	Various Various 5,500,000.00	5,740,000.40 0.00 0.00 5,740,000.40	33,821.18 0.00 46,998.26 13,177.08	0.00 0.00 0.00 13,177.08	13,177.08
3130A2UW4	FHLB Note 2.875% Due 09/13/2024	09/13/2019 09/16/2019 4,000,000.00	4,206,760.00 0.00 0.00 4,206,760.00	53,666.67 57,500.00 5,750.00 9,583.33	0.00 0.00 0.00 9,583.33	9,583.33
3130A8QS5	FHLB Note 1.125% Due 07/14/2021	10/04/2016 10/06/2016 2,900,000.00	2,873,204.00 0.00 0.00 2,873,204.00	4,259.38 0.00 6,978.13 2,718.75	0.00 0.00 0.00 2,718.75	2,718.75

City of Corona Consolidated

Account #10003

Income Earned

As of March 31, 2021



CUSIP	Security Description	Trade Date Settle Date Units	Book Value: Begin Book Value: Acq Book Value: Disp Book Value: End	Prior Accrued Inc. Received Ending Accrued Total Interest	Accr. Of Discount Amort. Of Premium Net Accret/Amort Income Earned	Total Income
3130AB3H7	FHLB Note 2.375% Due 03/08/2024	04/29/2019 04/30/2019 4,000,000.00	4,000,280.00 0.00 0.00 4,000,280.00	45,652.78 47,500.00 6,069.44 7,916.66	0.00 0.00 0.00 7,916.66	7,916.66
3130AF5B9	FHLB Note 3% Due 10/12/2021	11/29/2018 11/30/2018 2,500,000.00	2,506,300.00 0.00 0.00 2,506,300.00	28,958.33 0.00 35,208.33 6,250.00	0.00 0.00 0.00 6,250.00	6,250.00
313379RB7	FHLB Note 1.875% Due 06/11/2021	08/30/2017 08/31/2017 1,300,000.00	1,309,802.00 0.00 0.00 1,309,802.00	5,416.67 0.00 7,447.92 2,031.25	0.00 0.00 0.00 2,031.25	2,031.25
3135G03U5	FNMA Note 0.625% Due 04/22/2025	04/22/2020 04/24/2020 5,270,000.00	5,259,143.80 0.00 0.00 5,259,143.80	11,802.60 0.00 14,547.40 2,744.80	0.00 0.00 0.00 2,744.80	2,744.80
3135G04Z3	FNMA Note 0.5% Due 06/17/2025	Various Various 6,200,000.00	6,196,731.90 0.00 0.00 6,196,731.90	6,372.22 0.00 8,955.55 2,583.33	0.00 0.00 0.00 2,583.33	2,583.33
3135G05G4	FNMA Note Due 07/10/2023	07/08/2020 07/10/2020 0.00	4,744,776.75 0.00 4,744,776.75 0.00	1,684.06 2,350.52 0.00 666.46	0.00 0.00 0.00 666.46	666.46
3135G05X7	FNMA Note 0.375% Due 08/25/2025	Various Various 6,285,000.00	6,260,439.20 0.00 0.00 6,260,439.20	392.81 0.00 2,356.88 1,964.07	0.00 0.00 0.00 1,964.07	1,964.07
3135G06G3	FNMA Note 0.5% Due 11/07/2025	Various Various 6,300,000.00	6,279,895.00 0.00 0.00 6,279,895.00	9,537.50 0.00 12,162.50 2,625.00	0.00 0.00 0.00 2,625.00	2,625.00
3135G06H1	FNMA Note Due 11/27/2023	11/23/2020 11/25/2020 0.00	2,617,013.20 0.00 2,617,013.20 0.00	1,746.67 2,170.56 0.00 423.89	0.00 0.00 0.00 423.89	423.89

City of Corona Consolidated

Account #10003

Income Earned

As of March 31, 2021



CUSIP	Security Description	Trade Date Settle Date Units	Book Value: Begin Book Value: Acq Book Value: Disp Book Value: End	Prior Accrued Inc. Received Ending Accrued Total Interest	Accr. Of Discount Amort. Of Premium Net Accret/Amort Income Earned	Total Income
3135G0T94	FNMA Note 2.375% Due 01/19/2023	04/11/2018 04/12/2018 5,500,000.00	5,418,930.00 0.00 0.00 5,418,930.00	15,239.58 0.00 26,125.00 10,885.42	0.00 0.00 0.00 10,885.42	10,885.42
3135G0W66	FNMA Note 1.625% Due 10/15/2024	Various Various 4,080,000.00	4,143,283.20 0.00 0.00 4,143,283.20	25,046.67 0.00 30,571.67 5,525.00	0.00 0.00 0.00 5,525.00	5,525.00
3135G0X24	FNMA Note 1.625% Due 01/07/2025	Various Various 4,220,000.00	4,282,878.20 0.00 0.00 4,282,878.20	10,286.25 0.00 16,000.83 5,714.58	0.00 0.00 0.00 5,714.58	5,714.58
3137B4WB8	FHLMC K033 A2 3.06% Due 07/25/2023	07/23/2019 07/26/2019 3,350,000.00	3,458,875.00 0.00 0.00 3,458,875.00	1,708.50 8,542.50 1,708.50 8,542.50	0.00 0.00 0.00 8,542.50	8,542.50
3137B5JM6	FHLMC K034 A2 3.531% Due 07/25/2023	08/28/2018 08/31/2018 3,850,000.00	3,931,662.11 0.00 0.00 3,931,662.11	11,328.63 11,328.63 11,328.63 11,328.63	0.00 0.00 0.00 11,328.63	11,328.63
3137B7MZ9	FHLMC K036 A2 3.527% Due 10/25/2023	Various Various 3,750,000.00	3,837,910.16 0.00 0.00 3,837,910.16	2,204.38 11,021.88 2,204.38 11,021.88	0.00 0.00 0.00 11,021.88	11,021.88
3137BDDC7	FHLMC K716 A2 3.13% Due 06/25/2021	09/12/2017 09/14/2017 717,564.51	861,869.73 0.00 114,873.87 746,995.86	431.89 2,159.44 374.33 2,101.88	0.00 0.00 0.00 2,101.88	2,101.88
3137BFDQ1	FHLMC K717 A2 2.991% Due 09/25/2021	12/28/2018 12/31/2018 2,009,655.68	2,058,868.84 0.00 28,507.07 2,030,361.77	5,079.39 5,079.40 5,009.07 5,009.08	0.00 0.00 0.00 5,009.08	5,009.08
3137BM6P6	FHLMC K721 A2 3.09% Due 08/25/2022	Various Various 3,976,948.08	4,124,248.47 0.00 7,634.25 4,116,614.22	10,259.63 10,259.63 10,240.64 10,240.64	0.00 0.00 0.00 10,240.64	10,240.64

City of Corona Consolidated

Account #10003

Income Earned

As of March 31, 2021



CUSIP	Security Description	Trade Date Settle Date Units	Book Value: Begin Book Value: Acq Book Value: Disp Book Value: End	Prior Accrued Inc. Received Ending Accrued Total Interest	Accr. Of Discount Amort. Of Premium Net Accret/Amort Income Earned	Total Income
3137BYPQ7	FHLMC K726 A2 2.905% Due 04/25/2024	04/22/2019 04/25/2019 3,606,517.84	3,636,829.29 0.00 4,530.48 3,632,298.81	8,741.67 8,741.67 8,730.78 8,730.78	0.00 0.00 0.00 8,730.78	8,730.78
3137EAEC9	FHLMC Note 1.125% Due 08/12/2021	09/26/2016 09/27/2016 2,375,000.00	2,357,520.00 0.00 0.00 2,357,520.00	1,410.16 0.00 3,636.72 2,226.56	0.00 0.00 0.00 2,226.56	2,226.56
3137EAEN5	FHLMC Note 2.75% Due 06/19/2023	Various Various 4,550,000.00	4,527,967.50 0.00 0.00 4,527,967.50	25,025.00 0.00 35,452.09 10,427.09	0.00 0.00 0.00 10,427.09	10,427.09
3137EAEP0	FHLMC Note 1.5% Due 02/12/2025	02/13/2020 02/14/2020 6,575,000.00	6,569,937.25 0.00 0.00 6,569,937.25	5,205.21 0.00 13,423.96 8,218.75	0.00 0.00 0.00 8,218.75	8,218.75
3137EAER6	FHLMC Note 0.375% Due 05/05/2023	05/05/2020 05/07/2020 2,900,000.00	5,787,568.20 0.00 2,888,786.20 2,898,782.00	6,996.25 4,365.10 4,410.42 1,779.27	0.00 0.00 0.00 1,779.27	1,779.27
3137EAEU9	FHLMC Note 0.375% Due 07/21/2025	Various Various 6,300,000.00	6,277,899.60 0.00 0.00 6,277,899.60	2,625.00 0.00 4,593.75 1,968.75	0.00 0.00 0.00 1,968.75	1,968.75
3137EAEX3	FHLMC Note 0.375% Due 09/23/2025	Various Various 6,295,000.00	6,276,346.05 0.00 0.00 6,276,346.05	10,229.38 11,672.00 524.59 1,967.21	0.00 0.00 0.00 1,967.21	1,967.21
369550BE7	General Dynamics Corp Note 3% Due 05/11/2021	Various Various 2,970,000.00	2,949,150.50 0.00 0.00 2,949,150.50	27,225.00 0.00 34,650.00 7,425.00	0.00 0.00 0.00 7,425.00	7,425.00
404280BA6	HSBC Holdings PLC Note 3.6% Due 05/25/2023	05/15/2019 05/17/2019 1,200,000.00	1,228,680.00 0.00 0.00 1,228,680.00	11,520.00 0.00 15,120.00 3,600.00	0.00 0.00 0.00 3,600.00	3,600.00

City of Corona Consolidated

Account #10003

Income Earned

As of March 31, 2021



CUSIP	Security Description	Trade Date Settle Date Units	Book Value: Begin Book Value: Acq Book Value: Disp Book Value: End	Prior Accrued Inc. Received Ending Accrued Total Interest	Accr. Of Discount Amort. Of Premium Net Accret/Amort Income Earned	Total Income
404280BS7	HSBC Holdings PLC Callable Note 1X 5/18/2023 3.95% Due 05/18/2024	Various Various 2,750,000.00	2,887,177.50 0.00 0.00 2,887,177.50	31,078.82 0.00 40,130.90 9,052.08	0.00 0.00 0.00 9,052.08	9,052.08
43813DAC2	Honda Auto Receivables 2020-2 A3 0.82% Due 07/15/2024	05/18/2020 05/27/2020 980,000.00	979,922.87 0.00 0.00 979,922.87	357.16 669.67 357.16 669.67	0.00 0.00 0.00 669.67	669.67
43813GAC5	Honda Auto Receivables Trust 2021-1 A3 0.27% Due 04/21/2025	02/17/2021 02/24/2021 770,000.00	769,985.91 0.00 0.00 769,985.91	40.43 155.93 57.75 173.25	0.00 0.00 0.00 173.25	173.25
43813KAC6	Honda Auto Receivables Trust 2020-3 A3 0.37% Due 10/18/2024	09/22/2020 09/29/2020 1,625,000.00	1,624,761.29 0.00 0.00 1,624,761.29	217.12 501.04 217.12 501.04	0.00 0.00 0.00 501.04	501.04
43815HAC1	Honda Auto Receivables Trust 2018-3 A3 2.95% Due 08/22/2022	08/21/2018 08/28/2018 616,327.71	705,612.87 0.00 89,369.73 616,243.14	578.29 1,734.87 505.05 1,661.63	0.00 0.00 0.00 1,661.63	1,661.63
43815NAC8	Honda Auto Receivables Trust 2019-3 A3 1.78% Due 08/15/2023	08/20/2019 08/27/2019 2,030,000.00	2,029,983.15 0.00 0.00 2,029,983.15	1,605.96 3,011.17 1,605.96 3,011.17	0.00 0.00 0.00 3,011.17	3,011.17
44891RAC4	Hyundai Auto Receivables Trust 2020-C A3 0.38% Due 05/15/2025	10/20/2020 10/28/2020 1,640,000.00	1,639,622.31 0.00 0.00 1,639,622.31	276.98 519.33 276.98 519.33	0.00 0.00 0.00 519.33	519.33
44932HAC7	IBM Credit Corp Note Due 09/08/2022	11/29/2017 12/01/2017 0.00	2,905,001.40 0.00 2,905,001.40 0.00	31,240.92 35,755.50 0.00 4,514.58	0.00 0.00 0.00 4,514.58	4,514.58
4581X0CW6	Inter-American Dev Bank Note 2.125% Due 01/18/2022	11/03/2017 11/07/2017 4,000,000.00	4,008,600.00 0.00 0.00 4,008,600.00	10,152.78 0.00 17,236.11 7,083.33	0.00 0.00 0.00 7,083.33	7,083.33

City of Corona Consolidated

Account #10003

Income Earned

As of March 31, 2021



CUSIP	Security Description	Trade Date Settle Date Units	Book Value: Begin Book Value: Acq Book Value: Disp Book Value: End	Prior Accrued Inc. Received Ending Accrued Total Interest	Accr. Of Discount Amort. Of Premium Net Accret/Amort Income Earned	Total Income
4581X0CZ9	Inter-American Dev Bank Note 1.75% Due 09/14/2022	Various Various 3,600,000.00	3,512,573.00 0.00 0.00 3,512,573.00	29,225.00 31,500.00 2,975.00 5,250.00	0.00 0.00 0.00 5,250.00	5,250.00
459058JL8	Intl. Bank Recon & Development Note 0.5% Due 10/28/2025	Various Various 6,300,000.00	6,272,360.85 0.00 0.00 6,272,360.85	10,762.50 0.00 13,387.51 2,625.01	0.00 0.00 0.00 2,625.01	2,625.01
477870AC3	John Deere Owner Trust 2019-B A3 2.21% Due 12/15/2023	07/16/2019 07/24/2019 944,178.74	1,009,785.58 0.00 65,807.29 943,978.29	992.04 1,860.08 927.39 1,795.43	0.00 0.00 0.00 1,795.43	1,795.43
47787NAC3	John Deere Owner Trust 2020-B A3 0.51% Due 11/15/2024	07/14/2020 07/22/2020 740,000.00	739,887.22 0.00 0.00 739,887.22	167.73 314.50 167.73 314.50	0.00 0.00 0.00 314.50	314.50
47788CAC6	John Deere Owner Trust 2018-A A3 Due 04/18/2022	02/21/2018 02/28/2018 0.00	19,175.86 0.00 19,175.86 0.00	22.67 42.50 0.00 19.83	0.00 0.00 0.00 19.83	19.83
47788EAC2	John Deere Owner Trust 2018-B A3 3.08% Due 11/15/2022	07/18/2018 07/25/2018 641,952.95	756,754.65 0.00 114,850.35 641,904.30	1,035.99 1,942.49 878.76 1,785.26	0.00 0.00 0.00 1,785.26	1,785.26
47789JAD8	John Deere Owner Trust 2019-A A3 2.91% Due 07/17/2023	08/27/2019 08/29/2019 1,681,187.98	1,847,719.06 0.00 131,528.22 1,716,190.84	2,340.98 4,389.33 2,174.34 4,222.69	0.00 0.00 0.00 4,222.69	4,222.69
47789KAC7	John Deere Owner Trust 2020-A A3 1.1% Due 08/15/2024	Various Various 2,065,000.00	2,069,450.34 0.00 0.00 2,069,450.34	1,009.55 1,892.92 1,009.55 1,892.92	0.00 0.00 0.00 1,892.92	1,892.92
48128BAB7	JP Morgan Chase & Co Callable Note 1X 1/15/2022 2.972% Due 01/15/2023	Various Various 3,250,000.00	3,228,657.50 0.00 0.00 3,228,657.50	12,342.06 0.00 20,391.23 8,049.17	0.00 0.00 0.00 8,049.17	8,049.17

City of Corona Consolidated

Account #10003

Income Earned

As of March 31, 2021



CUSIP	Security Description	Trade Date Settle Date Units	Book Value: Begin Book Value: Acq Book Value: Disp Book Value: End	Prior Accrued Inc. Received Ending Accrued Total Interest	Accr. Of Discount Amort. Of Premium Net Accret/Amort Income Earned	Total Income
58769EAC2	Mercedes-Benz Auto Lease Trust 2020-B A3 0.4% Due 11/15/2023	09/15/2020 09/23/2020 975,000.00	974,950.57 0.00 0.00 974,950.57	173.33 325.00 173.33 325.00	0.00 0.00 0.00 325.00	325.00
58770FAC6	Mercedes Benz Auto Lease Trust 2020-A A3 1.84% Due 12/15/2022	01/21/2020 01/29/2020 1,050,000.00	1,049,861.61 0.00 0.00 1,049,861.61	858.67 1,610.00 858.67 1,610.00	0.00 0.00 0.00 1,610.00	1,610.00
594918BP8	Microsoft Callable Note Cont 7/8/2021 1.55% Due 08/08/2021	Various 08/08/2016 1,875,000.00	1,872,774.45 0.00 0.00 1,872,774.45	1,856.77 0.00 4,278.65 2,421.88	0.00 0.00 0.00 2,421.88	2,421.88
65479JAD5	Nissan Auto Receivables Owner 2019-C A3 1.93% Due 07/15/2024	10/16/2019 10/23/2019 2,170,000.00	2,169,885.42 0.00 0.00 2,169,885.42	1,861.38 3,490.08 1,861.38 3,490.08	0.00 0.00 0.00 3,490.08	3,490.08
68389XBK0	Oracle Corp Callable Note Cont 8/15/2021 1.9% Due 09/15/2021	Various Various 3,325,000.00	3,255,728.25 0.00 0.00 3,255,728.25	29,130.69 31,587.50 2,807.77 5,264.58	0.00 0.00 0.00 5,264.58	5,264.58
69353RFE3	PNC Bank Callable Note Cont 6/28/2022 2.45% Due 07/28/2022	07/25/2017 07/28/2017 3,050,000.00	3,049,725.50 0.00 0.00 3,049,725.50	6,849.79 0.00 13,076.88 6,227.09	0.00 0.00 0.00 6,227.09	6,227.09
69371RP59	Paccar Financial Corp Note 3.4% Due 08/09/2023	08/06/2018 08/09/2018 2,300,000.00	2,299,057.00 0.00 0.00 2,299,057.00	4,778.89 0.00 11,295.56 6,516.67	0.00 0.00 0.00 6,516.67	6,516.67
69371RQ25	Paccar Financial Corp Note 2.15% Due 08/15/2024	08/08/2019 08/15/2019 715,000.00	713,419.85 0.00 0.00 713,419.85	683.22 0.00 1,964.26 1,281.04	0.00 0.00 0.00 1,281.04	1,281.04
78015K7C2	Royal Bank of Canada Note 2.25% Due 11/01/2024	12/05/2019 12/09/2019 3,600,000.00	3,598,128.00 0.00 0.00 3,598,128.00	27,000.00 0.00 33,750.00 6,750.00	0.00 0.00 0.00 6,750.00	6,750.00

City of Corona Consolidated

Account #10003

Income Earned

As of March 31, 2021



CUSIP	Security Description	Trade Date Settle Date Units	Book Value: Begin Book Value: Acq Book Value: Disp Book Value: End	Prior Accrued Inc. Received Ending Accrued Total Interest	Accr. Of Discount Amort. Of Premium Net Accret/Amort Income Earned	Total Income
808513AT2	Charles Schwab Corp Callable Note Cont 12/25/2022 2.65% Due 01/25/2023	Various Various 2,250,000.00	2,273,392.50 0.00 0.00 2,273,392.50	5,962.50 0.00 10,931.25 4,968.75	0.00 0.00 0.00 4,968.75	4,968.75
808513BN4	Charles Schwab Corp Callable Note Cont 2/18/2024 0.75% Due 03/18/2024	03/16/2021 03/18/2021 1,775,000.00	0.00 1,774,112.50 0.00 1,774,112.50	0.00 0.00 480.73 480.73	0.00 0.00 0.00 480.73	480.73
857477AV5	State Street Bank Note 1.95% Due 05/19/2021	Various Various 2,075,000.00	2,067,408.60 0.00 0.00 2,067,408.60	11,464.38 0.00 14,836.25 3,371.87	0.00 0.00 0.00 3,371.87	3,371.87
89114QC48	Toronto Dominion Bank Note 3.5% Due 07/19/2023	07/27/2018 07/31/2018 1,910,000.00	1,904,461.00 0.00 0.00 1,904,461.00	7,799.17 0.00 13,370.00 5,570.83	0.00 0.00 0.00 5,570.83	5,570.83
89114QCB2	Toronto Dominion Bank Note 3.25% Due 03/11/2024	03/26/2019 03/28/2019 1,270,000.00	1,286,078.20 0.00 0.00 1,286,078.20	19,490.97 20,637.50 2,293.06 3,439.59	0.00 0.00 0.00 3,439.59	3,439.59
89236TDP7	Toyota Motor Credit Corp Note 2.6% Due 01/11/2022	Various Various 3,100,000.00	3,038,938.00 0.00 0.00 3,038,938.00	11,194.44 0.00 17,911.11 6,716.67	0.00 0.00 0.00 6,716.67	6,716.67
89236XAC0	Toyota Auto Receivables 2020-D A3 0.35% Due 01/15/2025	10/06/2020 10/13/2020 1,290,000.00	1,289,759.67 0.00 0.00 1,289,759.67	200.67 376.25 200.67 376.25	0.00 0.00 0.00 376.25	376.25
89238TAD5	Toyota Auto Receivables Trust 2018-B A3 2.96% Due 09/15/2022	07/25/2019 07/29/2019 930,404.50	1,085,601.10 0.00 145,347.40 940,253.70	1,413.21 2,649.77 1,224.00 2,460.56	0.00 0.00 0.00 2,460.56	2,460.56
89240BAC2	Toyota Auto Receivables Owners 2021-A A3 0.26% Due 05/15/2025	02/02/2021 02/08/2021 2,825,000.00	2,824,475.68 0.00 0.00 2,824,475.68	469.26 754.90 326.44 612.08	0.00 0.00 0.00 612.08	612.08

City of Corona Consolidated

Account #10003

Income Earned

As of March 31, 2021



CUSIP	Security Description	Trade Date Settle Date Units	Book Value: Begin Book Value: Acq Book Value: Disp Book Value: End	Prior Accrued Inc. Received Ending Accrued Total Interest	Accr. Of Discount Amort. Of Premium Net Accret/Amort Income Earned	Total Income
90331HPL1	US Bank NA Callable Note Cont 12/21/2024 2.05% Due 01/21/2025	01/16/2020 01/21/2020 4,145,000.00	4,136,171.15 0.00 0.00 4,136,171.15	9,441.39 0.00 16,522.43 7,081.04	0.00 0.00 0.00 7,081.04	7,081.04
9128283D0	US Treasury Note 2.25% Due 10/31/2024	11/07/2019 11/08/2019 4,000,000.00	4,090,468.75 0.00 0.00 4,090,468.75	30,082.87 0.00 37,790.06 7,707.19	0.00 0.00 0.00 7,707.19	7,707.19
912828B66	US Treasury Note 2.75% Due 02/15/2024	Various Various 5,000,000.00	5,121,796.88 0.00 0.00 5,121,796.88	5,317.68 0.00 17,092.54 11,774.86	0.00 0.00 0.00 11,774.86	11,774.86
912828D56	US Treasury Note 2.375% Due 08/15/2024	12/12/2019 12/13/2019 5,000,000.00	5,140,234.38 0.00 0.00 5,140,234.38	4,592.54 0.00 14,761.74 10,169.20	0.00 0.00 0.00 10,169.20	10,169.20
912828J43	US Treasury Note 1.75% Due 02/28/2022	03/13/2017 03/15/2017 4,350,000.00	4,271,340.74 0.00 0.00 4,271,340.74	206.86 0.00 6,619.57 6,412.71	0.00 0.00 0.00 6,412.71	6,412.71
912828L24	US Treasury Note 1.875% Due 08/31/2022	10/17/2017 10/18/2017 4,500,000.00	4,478,906.25 0.00 0.00 4,478,906.25	229.28 0.00 7,336.96 7,107.68	0.00 0.00 0.00 7,107.68	7,107.68
912828N30	US Treasury Note 2.125% Due 12/31/2022	01/25/2018 01/26/2018 4,800,000.00	4,725,375.00 0.00 0.00 4,725,375.00	16,906.08 0.00 25,640.88 8,734.80	0.00 0.00 0.00 8,734.80	8,734.80
912828T91	US Treasury Note 1.625% Due 10/31/2023	05/29/2019 05/30/2019 5,000,000.00	4,909,960.94 0.00 0.00 4,909,960.94	27,158.15 0.00 34,116.02 6,957.87	0.00 0.00 0.00 6,957.87	6,957.87
912828V23	US Treasury Note 2.25% Due 12/31/2023	06/21/2019 06/24/2019 4,500,000.00	4,588,417.97 0.00 0.00 4,588,417.97	16,781.77 0.00 25,452.35 8,670.58	0.00 0.00 0.00 8,670.58	8,670.58

City of Corona Consolidated

Account #10003

Income Earned

As of March 31, 2021



CUSIP	Security Description	Trade Date Settle Date Units	Book Value: Begin Book Value: Acq Book Value: Disp Book Value: End	Prior Accrued Inc. Received Ending Accrued Total Interest	Accr. Of Discount Amort. Of Premium Net Accret/Amort Income Earned	Total Income
912828X70	US Treasury Note 2% Due 04/30/2024	Various Various 4,800,000.00	4,833,281.25 0.00 0.00 4,833,281.25	32,088.40 0.00 40,309.40 8,221.00	0.00 0.00 0.00 8,221.00	8,221.00
912828XG0	US Treasury Note 2.125% Due 06/30/2022	08/15/2017 08/17/2017 4,000,000.00	4,056,732.15 0.00 0.00 4,056,732.15	14,088.40 0.00 21,367.40 7,279.00	0.00 0.00 0.00 7,279.00	7,279.00
912828XX3	US Treasury Note 2% Due 06/30/2024	Various Various 4,900,000.00	4,942,253.91 0.00 0.00 4,942,253.91	16,243.09 0.00 24,635.36 8,392.27	0.00 0.00 0.00 8,392.27	8,392.27
912828ZC7	US Treasury Note 1.125% Due 02/28/2025	03/18/2020 03/19/2020 7,000,000.00	7,108,007.81 0.00 0.00 7,108,007.81	213.99 0.00 6,847.83 6,633.84	0.00 0.00 0.00 6,633.84	6,633.84
91282CAB7	US Treasury Note 0.25% Due 07/31/2025	03/12/2021 03/15/2021 6,000,000.00	0.00 5,879,062.50 0.00 5,879,062.50	0.00 (1,781.77) 2,486.19 704.42	0.00 0.00 0.00 704.42	704.42
91282CAM3	US Treasury Note 0.25% Due 09/30/2025	03/29/2021 03/30/2021 3,200,000.00	0.00 3,130,375.00 0.00 3,130,375.00	0.00 21.98 21.86 43.84	0.00 0.00 0.00 43.84	43.84
91282CAT8	US Treasury Note 0.25% Due 10/31/2025	02/19/2021 02/22/2021 6,000,000.00	5,923,125.00 0.00 0.00 5,923,125.00	5,013.81 0.00 6,298.34 1,284.53	0.00 0.00 0.00 1,284.53	1,284.53
91282CAZ4	US Treasury Note 0.375% Due 11/30/2025	03/26/2021 03/29/2021 3,800,000.00	0.00 3,731,867.19 0.00 3,731,867.19	0.00 (4,658.65) 4,776.10 117.45	0.00 0.00 0.00 117.45	117.45
91282CBR1	US Treasury Note 0.25% Due 03/15/2024	03/30/2021 03/31/2021 2,900,000.00	0.00 2,892,976.56 0.00 2,892,976.56	0.00 (315.22) 334.92 19.70	0.00 0.00 0.00 19.70	19.70

City of Corona Consolidated

Account #10003

Income Earned

As of March 31, 2021



CUSIP	Security Description	Trade Date Settle Date Units	Book Value: Begin Book Value: Acq Book Value: Disp Book Value: End	Prior Accrued Inc. Received Ending Accrued Total Interest	Accr. Of Discount Amort. Of Premium Net Accret/Amort Income Earned	Total Income
92290BAA9	Verizon Owner Trust 2020-B A 0.47% Due 02/20/2025	08/04/2020 08/12/2020 2,260,000.00	2,259,525.40 0.00 0.00 2,259,525.40	324.56 885.17 324.56 885.17	0.00 0.00 0.00 885.17	885.17
92348AAA3	Verizon Owner Trust 2019-C A1A 1.94% Due 04/22/2024	10/01/2019 10/08/2019 1,390,000.00	1,389,892.83 0.00 0.00 1,389,892.83	823.96 2,247.17 823.96 2,247.17	0.00 0.00 0.00 2,247.17	2,247.17
931142EK5	Wal-Mart Stores Callable Note Cont 5/26/2023 3.4% Due 06/26/2023	05/08/2019 05/13/2019 2,000,000.00	2,056,900.00 0.00 0.00 2,056,900.00	12,277.78 0.00 17,944.44 5,666.66	0.00 0.00 0.00 5,666.66	5,666.66
			303,652,313.18	1,176,243.02	0.00	
			19,546,874.35	510,019.84	0.00	
			18,502,627.12	1,141,985.47	0.00	
Total Fixed Income		303,671,737.99	304,696,560.41	475,762.29	475,762.29	475,762.29
CASH & EQUIVALENT						
60934N807	Federated Investors Govt Oblig Fund Inst.	03/22/2021 03/22/2021 187,591.02	642,793.70 8,159,054.64 8,614,257.32 187,591.02	0.00 6.85 0.00 6.85	0.00 0.00 0.00 6.85	6.85
			642,793.70	0.00	0.00	
			8,159,054.64	6.85	0.00	
			8,614,257.32	0.00	0.00	
Total Cash & Equivalent		187,591.02	187,591.02	6.85	6.85	6.85

City of Corona Consolidated

Account #10003

Income Earned

As of March 31, 2021



CUSIP	Security Description	Trade Date Settle Date Units	Book Value: Begin Book Value: Acq Book Value: Disp Book Value: End	Prior Accrued Inc. Received Ending Accrued Total Interest	Accr. Of Discount Amort. Of Premium Net Accret/Amort Income Earned	Total Income
LOCAL AGENCY INVESTMENT FUND						
90LAIF\$00	Local Agency Investment Fund State Pool	Various Various 33,675,532.08	25,175,532.08 15,200,000.00 6,700,000.00 33,675,532.08	18,015.68 0.00 25,691.84 7,676.16	0.00 0.00 0.00 7,676.16	7,676.16
			25,175,532.08	18,015.68	0.00	
			15,200,000.00	0.00	0.00	
			6,700,000.00	25,691.84	0.00	
Total Local Agency Investment Fund		33,675,532.08	33,675,532.08	7,676.16	7,676.16	7,676.16
			329,470,638.96	1,194,258.70	0.00	
			42,905,928.99	510,026.69	0.00	
			33,816,884.44	1,167,677.31	0.00	
TOTAL PORTFOLIO		337,534,861.09	338,559,683.51	483,445.30	483,445.30	483,445.30

City of Corona Consolidated

Cash Flow Report



Account #10003

As of March 31, 2021

Payment Date	Transaction Type	CUSIP	Quantity	Security Description	Principal Amount	Income	Total Amount
04/01/2021	Interest	13063DRK6	3,385,000.00	California State Taxable GO 2.4% Due 10/1/2024	0.00	40,620.00	40,620.00
04/10/2021	Interest	02665WCQ2	2,260,000.00	American Honda Finance Note 3.625% Due 10/10/2023	0.00	40,962.50	40,962.50
04/12/2021	Interest	3130AF5B9	2,500,000.00	FHLB Note 3% Due 10/12/2021	0.00	37,500.00	37,500.00
04/15/2021	Dividend	90LAIF\$00	2,261,533,698.15	Local Agency Investment Fund State Pool	0.00	25,233.63	25,233.63
04/15/2021	Interest	3135G0W66	4,080,000.00	FNMA Note 1.625% Due 10/15/2024	0.00	33,150.00	33,150.00
04/15/2021	Paydown	47787NAC3	740,000.00	John Deere Owner Trust 2020-B A3 0.51% Due 11/15/2024	0.00	314.50	314.50
04/15/2021	Paydown	58770FAC6	1,050,000.00	Mercedes Benz Auto Lease Trust 2020-A A3 1.84% Due 12/15/2022	0.00	1,610.00	1,610.00
04/15/2021	Paydown	65479JAD5	2,170,000.00	Nissan Auto Receivables Owner 2019-C A3 1.93% Due 7/15/2024	51,906.33	3,490.08	55,396.41
04/15/2021	Paydown	89238TAD5	930,404.50	Toyota Auto Receivables Trust 2018-B A3 2.96% Due 9/15/2022	49,597.99	2,295.00	51,892.99
04/15/2021	Paydown	89240BAC2	2,825,000.00	Toyota Auto Receivables Owners 2021-A A3 0.26% Due 5/15/2025	0.00	612.08	612.08
04/15/2021	Paydown	43813DAC2	980,000.00	Honda Auto Receivables 2020-2 A3 0.82% Due 7/15/2024	24,175.06	669.67	24,844.73
04/15/2021	Paydown	44891RAC4	1,640,000.00	Hyundai Auto Receivables Trust 2020-C A3 0.38% Due 5/15/2025	0.00	519.33	519.33
04/15/2021	Paydown	47788EAC2	641,952.95	John Deere Owner Trust 2018-B A3 3.08% Due 11/15/2022	30,648.70	1,647.68	32,296.38
04/15/2021	Paydown	47789KAC7	2,065,000.00	John Deere Owner Trust 2020-A A3 1.1% Due 8/15/2024	47,648.98	1,892.91	49,541.89
04/15/2021	Paydown	477870AC3	944,178.74	John Deere Owner Trust 2019-B A3 2.21% Due 12/15/2023	27,669.01	1,738.86	29,407.87
04/15/2021	Paydown	89236XAC0	1,290,000.00	Toyota Auto Receivables 2020-D A3 0.35% Due 1/15/2025	29,979.16	376.25	30,355.41
04/15/2021	Paydown	43815NAC8	2,030,000.00	Honda Auto Receivables Trust 2019-3 A3 1.78% Due 8/15/2023	152,372.44	3,011.17	155,383.61

City of Corona Consolidated

Cash Flow Report



Account #10003

As of March 31, 2021

Payment Date	Transaction Type	CUSIP	Quantity	Security Description	Principal Amount	Income	Total Amount
04/15/2021	Paydown	47789JAD8	1,681,187.98	John Deere Owner Trust 2019-A A3 2.91% Due 7/17/2023	97,034.31	4,076.88	101,111.19
04/15/2021	Paydown	58769EAC2	975,000.00	Mercedes-Benz Auto Lease Trust 2020-B A3 0.4% Due 11/15/2023	0.00	325.00	325.00
04/18/2021	Paydown	43813KAC6	1,625,000.00	Honda Auto Receivables Trust 2020-3 A3 0.37% Due 10/18/2024	0.00	501.04	501.04
04/19/2021	Paydown	3137BDDC7	0.00	FHLMC K716 A2 3.13% Due 6/25/2021	110,347.88	2,159.44	112,507.32
04/19/2021	Paydown	3137B5JM6	0.00	FHLMC K034 A2 3.531% Due 7/25/2023	0.00	11,328.63	11,328.63
04/19/2021	Paydown	3137BFDQ1	0.00	FHLMC K717 A2 2.991% Due 9/25/2021	28,216.35	5,079.40	33,295.75
04/19/2021	Paydown	3137BM6P6	0.00	FHLMC K721 A2 3.09% Due 8/25/2022	7,375.24	10,259.63	17,634.87
04/19/2021	Paydown	3137BYPQ7	0.00	FHLMC K726 A2 2.905% Due 4/25/2024	4,498.32	8,741.67	13,239.99
04/20/2021	Paydown	92290BAA9	2,260,000.00	Verizon Owner Trust 2020-B A 0.47% Due 2/20/2025	47,653.29	885.17	48,538.46
04/20/2021	Paydown	92348AAA3	1,390,000.00	Verizon Owner Trust 2019-C A1A 1.94% Due 4/22/2024	35,078.59	2,247.17	37,325.76
04/21/2021	Paydown	43813GAC5	770,000.00	Honda Auto Receivables Trust 2021-1 A3 0.27% Due 4/21/2025	0.00	173.25	173.25
04/21/2021	Paydown	43815HAC1	616,327.71	Honda Auto Receivables Trust 2018-3 A3 2.95% Due 8/22/2022	234,612.58	1,515.14	236,127.72
04/22/2021	Interest	3135G03U5	5,270,000.00	FNMA Note 0.625% Due 4/22/2025	0.00	16,468.75	16,468.75
04/25/2021	Interest	3137BYPQ7	3,606,517.84	FHLMC K726 A2 2.905% Due 4/25/2024	0.00	8,730.78	8,730.78
04/25/2021	Interest	3137B7MZ9	3,750,000.00	FHLMC K036 A2 3.527% Due 10/25/2023	0.00	11,021.87	11,021.87
04/25/2021	Interest	3137BM6P6	3,976,948.08	FHLMC K721 A2 3.09% Due 8/25/2022	0.00	10,240.64	10,240.64
04/25/2021	Interest	3137B5JM6	3,850,000.00	FHLMC K034 A2 3.531% Due 7/25/2023	0.00	11,328.63	11,328.63

City of Corona Consolidated

Cash Flow Report



Account #10003

As of March 31, 2021

Payment Date	Transaction Type	CUSIP	Quantity	Security Description	Principal Amount	Income	Total Amount
04/25/2021	Paydown	3137B4WB8	3,350,000.00	FHLMC K033 A2 3.06% Due 7/25/2023	0.00	8,542.50	8,542.50
04/25/2021	Paydown	3137BFDQ1	2,009,655.68	FHLMC K717 A2 2.991% Due 9/25/2021	332,275.83	5,009.07	337,284.90
04/28/2021	Interest	459058JL8	6,300,000.00	Intl. Bank Recon & Development Note 0.5% Due 10/28/2025	0.00	15,750.00	15,750.00
04/30/2021	Interest	9128283D0	4,000,000.00	US Treasury Note 2.25% Due 10/31/2024	0.00	45,000.00	45,000.00
04/30/2021	Interest	912828T91	5,000,000.00	US Treasury Note 1.625% Due 10/31/2023	0.00	40,625.00	40,625.00
04/30/2021	Interest	912828X70	4,800,000.00	US Treasury Note 2% Due 4/30/2024	0.00	48,000.00	48,000.00
04/30/2021	Interest	91282CAT8	6,000,000.00	US Treasury Note 0.25% Due 10/31/2025	0.00	7,500.00	7,500.00
APR 2021					1,311,090.06	471,153.32	1,782,243.38
05/01/2021	Interest	78015K7C2	3,600,000.00	Royal Bank of Canada Note 2.25% Due 11/1/2024	0.00	40,500.00	40,500.00
05/03/2021	Interest	037833AK6	2,215,000.00	Apple Inc Note 2.4% Due 5/3/2023	0.00	26,580.00	26,580.00
05/05/2021	Interest	3137EAER6	2,900,000.00	FHLMC Note 0.375% Due 5/5/2023	0.00	5,437.50	5,437.50
05/07/2021	Interest	3135G06G3	6,300,000.00	FNMA Note 0.5% Due 11/7/2025	0.00	15,312.50	15,312.50
05/08/2021	Interest	14913Q3B3	2,593,000.00	Caterpillar Finl Service Note 2.15% Due 11/8/2024	0.00	27,874.75	27,874.75
05/11/2021	Maturity	369550BE7	2,970,000.00	General Dynamics Corp Note 3% Due 5/11/2021	2,970,000.00	44,550.00	3,014,550.00
05/15/2021	Paydown	477870AC3	944,178.74	John Deere Owner Trust 2019-B A3 2.21% Due 12/15/2023	27,726.65	1,687.91	29,414.56
05/15/2021	Paydown	47789JAD8	1,681,187.98	John Deere Owner Trust 2019-A A3 2.91% Due 7/17/2023	97,263.96	3,841.57	101,105.53
05/15/2021	Paydown	58769EAC2	975,000.00	Mercedes-Benz Auto Lease Trust 2020-B A3 0.4% Due 11/15/2023	0.00	325.00	325.00

City of Corona Consolidated

Cash Flow Report



Account #10003

As of March 31, 2021

Payment Date	Transaction Type	CUSIP	Quantity	Security Description	Principal Amount	Income	Total Amount
05/15/2021	Paydown	44891RAC4	1,640,000.00	Hyundai Auto Receivables Trust 2020-C A3 0.38% Due 5/15/2025	0.00	519.33	519.33
05/15/2021	Paydown	47788EAC2	641,952.95	John Deere Owner Trust 2018-B A3 3.08% Due 11/15/2022	30,796.84	1,569.01	32,365.85
05/15/2021	Paydown	58770FAC6	1,050,000.00	Mercedes Benz Auto Lease Trust 2020-A A3 1.84% Due 12/15/2022	0.00	1,610.00	1,610.00
05/15/2021	Paydown	89236XAC0	1,290,000.00	Toyota Auto Receivables 2020-D A3 0.35% Due 1/15/2025	29,906.23	367.51	30,273.74
05/15/2021	Paydown	43813DAC2	980,000.00	Honda Auto Receivables 2020-2 A3 0.82% Due 7/15/2024	24,191.58	653.15	24,844.73
05/15/2021	Paydown	47789KAC7	2,065,000.00	John Deere Owner Trust 2020-A A3 1.1% Due 8/15/2024	47,780.01	1,849.23	49,629.24
05/15/2021	Paydown	65479JAD5	2,170,000.00	Nissan Auto Receivables Owner 2019-C A3 1.93% Due 7/15/2024	52,023.12	3,406.60	55,429.72
05/15/2021	Paydown	89240BAC2	2,825,000.00	Toyota Auto Receivables Owners 2021-A A3 0.26% Due 5/15/2025	0.00	612.08	612.08
05/15/2021	Paydown	43815NAC8	2,030,000.00	Honda Auto Receivables Trust 2019-3 A3 1.78% Due 8/15/2023	147,774.15	2,785.15	150,559.30
05/15/2021	Paydown	47787NAC3	740,000.00	John Deere Owner Trust 2020-B A3 0.51% Due 11/15/2024	0.00	314.50	314.50
05/15/2021	Paydown	89238TAD5	930,404.50	Toyota Auto Receivables Trust 2018-B A3 2.96% Due 9/15/2022	49,837.72	2,172.66	52,010.38
05/18/2021	Interest	404280BS7	2,750,000.00	HSBC Holdings PLC Callable Note 1X 5/18/2023 3.95% Due 5/18/2024	0.00	54,312.50	54,312.50
05/18/2021	Paydown	43813KAC6	1,625,000.00	Honda Auto Receivables Trust 2020-3 A3 0.37% Due 10/18/2024	0.00	501.04	501.04
05/19/2021	Maturity	857477AV5	2,075,000.00	State Street Bank Note 1.95% Due 5/19/2021	2,075,000.00	20,231.25	2,095,231.25
05/19/2021	Paydown	3137BDDC7	717,564.51	FHLMC K716 A2 3.13% Due 6/25/2021	262,693.78	2,159.47	264,853.25
05/20/2021	Paydown	92290BAA9	2,260,000.00	Verizon Owner Trust 2020-B A 0.47% Due 2/20/2025	47,671.96	866.50	48,538.46
05/20/2021	Paydown	92348AAA3	1,390,000.00	Verizon Owner Trust 2019-C A1A 1.94% Due 4/22/2024	35,157.51	2,190.46	37,347.97

City of Corona Consolidated

Cash Flow Report



Account #10003

As of March 31, 2021

Payment Date	Transaction Type	CUSIP	Quantity	Security Description	Principal Amount	Income	Total Amount
05/21/2021	Paydown	43813GAC5	770,000.00	Honda Auto Receivables Trust 2021-1 A3 0.27% Due 4/21/2025	0.00	173.25	173.25
05/21/2021	Paydown	43815HAC1	616,327.71	Honda Auto Receivables Trust 2018-3 A3 2.95% Due 8/22/2022	211,500.12	938.38	212,438.50
05/25/2021	Interest	3137B5JM6	3,850,000.00	FHLMC K034 A2 3.531% Due 7/25/2023	0.00	11,328.63	11,328.63
05/25/2021	Interest	3137BM6P6	3,976,948.08	FHLMC K721 A2 3.09% Due 8/25/2022	0.00	10,240.64	10,240.64
05/25/2021	Interest	3137BYPQ7	3,606,517.84	FHLMC K726 A2 2.905% Due 4/25/2024	0.00	8,730.78	8,730.78
05/25/2021	Interest	3137B7MZ9	3,750,000.00	FHLMC K036 A2 3.527% Due 10/25/2023	0.00	11,021.87	11,021.87
05/25/2021	Interest	404280BA6	1,200,000.00	HSBC Holdings PLC Note 3.6% Due 5/25/2023	0.00	21,600.00	21,600.00
05/25/2021	Paydown	3137B4WB8	3,350,000.00	FHLMC K033 A2 3.06% Due 7/25/2023	0.00	8,542.50	8,542.50
05/25/2021	Paydown	3137BFDQ1	2,009,655.68	FHLMC K717 A2 2.991% Due 9/25/2021	333,338.00	4,180.87	337,518.87
05/31/2021	Interest	91282CAZ4	3,800,000.00	US Treasury Note 0.375% Due 11/30/2025	0.00	7,125.00	7,125.00
MAY 2021					6,442,661.63	346,111.59	6,788,773.22
06/08/2021	Interest	3130A0F70	3,500,000.00	FHLB Note 3.375% Due 12/8/2023	0.00	59,062.50	59,062.50
06/11/2021	Maturity	313379RB7	1,300,000.00	FHLB Note 1.875% Due 6/11/2021	1,300,000.00	12,187.50	1,312,187.50
06/14/2021	Interest	3130A1XJ2	5,500,000.00	FHLB Note 2.875% Due 6/14/2024	0.00	79,062.51	79,062.51
06/15/2021	Paydown	477870AC3	944,178.74	John Deere Owner Trust 2019-B A3 2.21% Due 12/15/2023	27,784.42	1,636.84	29,421.26
06/15/2021	Paydown	47787NAC3	740,000.00	John Deere Owner Trust 2020-B A3 0.51% Due 11/15/2024	0.00	314.50	314.50
06/15/2021	Paydown	89238TAD5	930,404.50	Toyota Auto Receivables Trust 2018-B A3 2.96% Due 9/15/2022	50,078.61	2,049.72	52,128.33

City of Corona Consolidated

Cash Flow Report



Account #10003

As of March 31, 2021

Payment Date	Transaction Type	CUSIP	Quantity	Security Description	Principal Amount	Income	Total Amount
06/15/2021	Paydown	89240BAC2	2,825,000.00	Toyota Auto Receivables Owners 2021-A A3 0.26% Due 5/15/2025	0.00	612.08	612.08
06/15/2021	Paydown	58770FAC6	1,050,000.00	Mercedes Benz Auto Lease Trust 2020-A A3 1.84% Due 12/15/2022	100,568.03	1,610.00	102,178.03
06/15/2021	Paydown	65479JAD5	2,170,000.00	Nissan Auto Receivables Owner 2019-C A3 1.93% Due 7/15/2024	52,140.17	3,322.93	55,463.10
06/15/2021	Paydown	44891RAC4	1,640,000.00	Hyundai Auto Receivables Trust 2020-C A3 0.38% Due 5/15/2025	0.00	519.33	519.33
06/15/2021	Paydown	47789JAD8	1,681,187.98	John Deere Owner Trust 2019-A A3 2.91% Due 7/17/2023	97,494.14	3,605.71	101,099.85
06/15/2021	Paydown	58769EAC2	975,000.00	Mercedes-Benz Auto Lease Trust 2020-B A3 0.4% Due 11/15/2023	0.00	325.00	325.00
06/15/2021	Paydown	43813DAC2	980,000.00	Honda Auto Receivables 2020-2 A3 0.82% Due 7/15/2024	24,208.11	636.62	24,844.73
06/15/2021	Paydown	43815NAC8	2,030,000.00	Honda Auto Receivables Trust 2019-3 A3 1.78% Due 8/15/2023	143,164.72	2,565.95	145,730.67
06/15/2021	Paydown	47788EAC2	641,952.95	John Deere Owner Trust 2018-B A3 3.08% Due 11/15/2022	30,945.68	1,489.97	32,435.65
06/15/2021	Paydown	47789KAC7	2,065,000.00	John Deere Owner Trust 2020-A A3 1.1% Due 8/15/2024	47,911.40	1,805.44	49,716.84
06/15/2021	Paydown	89236XAC0	1,290,000.00	Toyota Auto Receivables 2020-D A3 0.35% Due 1/15/2025	29,832.48	358.78	30,191.26
06/17/2021	Interest	3135G04Z3	6,200,000.00	FNMA Note 0.5% Due 6/17/2025	0.00	15,500.00	15,500.00
06/18/2021	Paydown	43813KAC6	1,625,000.00	Honda Auto Receivables Trust 2020-3 A3 0.37% Due 10/18/2024	0.00	501.04	501.04
06/19/2021	Interest	3137EAEN5	4,550,000.00	FHLMC Note 2.75% Due 6/19/2023	0.00	62,562.50	62,562.50
06/19/2021	Paydown	3137BDDC7	717,564.51	FHLMC K716 A2 3.13% Due 6/25/2021	319,073.27	1,474.28	320,547.55
06/20/2021	Paydown	92290BAA9	2,260,000.00	Verizon Owner Trust 2020-B A 0.47% Due 2/20/2025	47,690.63	847.83	48,538.46
06/20/2021	Paydown	92348AAA3	1,390,000.00	Verizon Owner Trust 2019-C A1A 1.94% Due 4/22/2024	35,236.62	2,133.62	37,370.24

City of Corona Consolidated

Account #10003

Cash Flow Report

As of March 31, 2021



Payment Date	Transaction Type	CUSIP	Quantity	Security Description	Principal Amount	Income	Total Amount
06/21/2021	Paydown	43813GAC5	770,000.00	Honda Auto Receivables Trust 2021-1 A3 0.27% Due 4/21/2025	0.00	173.25	173.25
06/21/2021	Paydown	43815HAC1	616,327.71	Honda Auto Receivables Trust 2018-3 A3 2.95% Due 8/22/2022	170,215.00	418.45	170,633.45
06/24/2021	Interest	166764AH3	3,000,000.00	Chevron Corp Callable Note Cont 3/24/2023 3.191% Due 6/24/2023	0.00	47,865.00	47,865.00
06/25/2021	Interest	3137B5JM6	3,850,000.00	FHLMC K034 A2 3.531% Due 7/25/2023	0.00	11,328.63	11,328.63
06/25/2021	Interest	3137BM6P6	3,976,948.08	FHLMC K721 A2 3.09% Due 8/25/2022	0.00	10,240.64	10,240.64
06/25/2021	Interest	3137B7MZ9	3,750,000.00	FHLMC K036 A2 3.527% Due 10/25/2023	0.00	11,021.87	11,021.87
06/25/2021	Interest	3137BYPQ7	3,606,517.84	FHLMC K726 A2 2.905% Due 4/25/2024	0.00	8,730.78	8,730.78
06/25/2021	Paydown	3137B4WB8	3,350,000.00	FHLMC K033 A2 3.06% Due 7/25/2023	0.00	8,542.50	8,542.50
06/25/2021	Paydown	3137BFDQ1	2,009,655.68	FHLMC K717 A2 2.991% Due 9/25/2021	334,403.58	3,350.02	337,753.60
06/26/2021	Interest	931142EK5	2,000,000.00	Wal-Mart Stores Callable Note Cont 5/26/2023 3.4% Due 6/26/2023	0.00	34,000.00	34,000.00
06/30/2021	Interest	912828N30	4,800,000.00	US Treasury Note 2.125% Due 12/31/2022	0.00	51,000.00	51,000.00
06/30/2021	Interest	912828XG0	4,000,000.00	US Treasury Note 2.125% Due 6/30/2022	0.00	42,500.00	42,500.00
06/30/2021	Interest	912828V23	4,500,000.00	US Treasury Note 2.25% Due 12/31/2023	0.00	50,625.00	50,625.00
06/30/2021	Interest	912828XX3	4,900,000.00	US Treasury Note 2% Due 6/30/2024	0.00	49,000.00	49,000.00
JUN 2021					2,810,746.86	582,980.79	3,393,727.65
07/07/2021	Interest	3135G0X24	4,220,000.00	FNMA Note 1.625% Due 1/7/2025	0.00	34,287.50	34,287.50
07/11/2021	Interest	89236TDP7	3,100,000.00	Toyota Motor Credit Corp Note 2.6% Due 1/11/2022	0.00	40,300.00	40,300.00

City of Corona Consolidated

Cash Flow Report



Account #10003

As of March 31, 2021

Payment Date	Transaction Type	CUSIP	Quantity	Security Description	Principal Amount	Income	Total Amount
07/14/2021	Interest	02665WCJ8	930,000.00	American Honda Finance Note 3.45% Due 7/14/2023	0.00	16,042.50	16,042.50
07/14/2021	Maturity	3130A8QS5	2,900,000.00	FHLB Note 1.125% Due 7/14/2021	2,900,000.00	16,312.50	2,916,312.50
07/15/2021	Interest	48128BAB7	3,250,000.00	JP Morgan Chase & Co Callable Note 1X 1/15/2022 2.972% Due 1/15/2023	0.00	48,295.00	48,295.00
07/15/2021	Paydown	43815NAC8	2,030,000.00	Honda Auto Receivables Trust 2019-3 A3 1.78% Due 8/15/2023	138,544.13	2,353.59	140,897.72
07/15/2021	Paydown	47788EAC2	641,952.95	John Deere Owner Trust 2018-B A3 3.08% Due 11/15/2022	31,095.26	1,410.54	32,505.80
07/15/2021	Paydown	47789JAD8	1,681,187.98	John Deere Owner Trust 2019-A A3 2.91% Due 7/17/2023	97,724.89	3,369.28	101,094.17
07/15/2021	Paydown	58769EAC2	975,000.00	Mercedes-Benz Auto Lease Trust 2020-B A3 0.4% Due 11/15/2023	0.00	325.00	325.00
07/15/2021	Paydown	65479JAD5	2,170,000.00	Nissan Auto Receivables Owner 2019-C A3 1.93% Due 7/15/2024	52,257.49	3,239.07	55,496.56
07/15/2021	Paydown	44891RAC4	1,640,000.00	Hyundai Auto Receivables Trust 2020-C A3 0.38% Due 5/15/2025	0.00	519.33	519.33
07/15/2021	Paydown	47787NAC3	740,000.00	John Deere Owner Trust 2020-B A3 0.51% Due 11/15/2024	0.00	314.50	314.50
07/15/2021	Paydown	58770FAC6	1,050,000.00	Mercedes Benz Auto Lease Trust 2020-A A3 1.84% Due 12/15/2022	95,651.95	1,455.80	97,107.75
07/15/2021	Paydown	89238TAD5	930,404.50	Toyota Auto Receivables Trust 2018-B A3 2.96% Due 9/15/2022	50,320.65	1,926.20	52,246.85
07/15/2021	Paydown	43813DAC2	980,000.00	Honda Auto Receivables 2020-2 A3 0.82% Due 7/15/2024	24,224.66	620.07	24,844.73
07/15/2021	Paydown	477870AC3	944,178.74	John Deere Owner Trust 2019-B A3 2.21% Due 12/15/2023	27,842.30	1,585.67	29,427.97
07/15/2021	Paydown	47789KAC7	2,065,000.00	John Deere Owner Trust 2020-A A3 1.1% Due 8/15/2024	48,043.16	1,761.52	49,804.68
07/15/2021	Paydown	89236XAC0	1,290,000.00	Toyota Auto Receivables 2020-D A3 0.35% Due 1/15/2025	29,757.89	350.08	30,107.97
07/15/2021	Paydown	89240BAC2	2,825,000.00	Toyota Auto Receivables Owners 2021-A A3 0.26% Due 5/15/2025	0.00	612.08	612.08

City of Corona Consolidated

Cash Flow Report



Account #10003

As of March 31, 2021

Payment Date	Transaction Type	CUSIP	Quantity	Security Description	Principal Amount	Income	Total Amount
07/17/2021	Interest	24422EVN6	2,140,000.00	John Deere Capital Corp Note 0.45% Due 1/17/2024	0.00	3,557.75	3,557.75
07/18/2021	Interest	4581X0CW6	4,000,000.00	Inter-American Dev Bank Note 2.125% Due 1/18/2022	0.00	42,500.00	42,500.00
07/18/2021	Paydown	43813KAC6	1,625,000.00	Honda Auto Receivables Trust 2020-3 A3 0.37% Due 10/18/2024	0.00	501.04	501.04
07/19/2021	Interest	3135G0T94	5,500,000.00	FNMA Note 2.375% Due 1/19/2023	0.00	65,312.50	65,312.50
07/19/2021	Interest	89114QC48	1,910,000.00	Toronto Dominion Bank Note 3.5% Due 7/19/2023	0.00	33,425.00	33,425.00
07/19/2021	Paydown	3137BDCC7	717,564.51	FHLMC K716 A2 3.13% Due 6/25/2021	246,145.34	642.03	246,787.37
07/20/2021	Paydown	92290BAA9	2,260,000.00	Verizon Owner Trust 2020-B A 0.47% Due 2/20/2025	47,709.31	829.15	48,538.46
07/20/2021	Paydown	92348AAA3	1,390,000.00	Verizon Owner Trust 2019-C A1A 1.94% Due 4/22/2024	35,315.91	2,076.65	37,392.56
07/21/2021	Interest	90331HPL1	4,145,000.00	US Bank NA Callable Note Cont 12/21/2024 2.05% Due 1/21/2025	0.00	42,486.25	42,486.25
07/21/2021	Interest	3137EAEU9	6,300,000.00	FHLMC Note 0.375% Due 7/21/2025	0.00	11,812.50	11,812.50
07/21/2021	Paydown	43813GAC5	770,000.00	Honda Auto Receivables Trust 2021-1 A3 0.27% Due 4/21/2025	0.00	173.25	173.25
07/25/2021	Interest	3137B5JM6	3,850,000.00	FHLMC K034 A2 3.531% Due 7/25/2023	0.00	11,328.63	11,328.63
07/25/2021	Interest	3137B7MZ9	3,750,000.00	FHLMC K036 A2 3.527% Due 10/25/2023	0.00	11,021.87	11,021.87
07/25/2021	Interest	3137BM6P6	3,976,948.08	FHLMC K721 A2 3.09% Due 8/25/2022	0.00	10,240.64	10,240.64
07/25/2021	Interest	3137BYPQ7	3,606,517.84	FHLMC K726 A2 2.905% Due 4/25/2024	0.00	8,730.78	8,730.78
07/25/2021	Interest	808513AT2	2,250,000.00	Charles Schwab Corp Callable Note Cont 12/25/2022 2.65% Due 1/25/2023	0.00	29,812.50	29,812.50
07/25/2021	Paydown	3137B4WB8	3,350,000.00	FHLMC K033 A2 3.06% Due 7/25/2023	0.00	8,542.50	8,542.50

City of Corona Consolidated

Account #10003

Cash Flow Report

As of March 31, 2021



Payment Date	Transaction Type	CUSIP	Quantity	Security Description	Principal Amount	Income	Total Amount
07/25/2021	Paydown	3137BFDQ1	2,009,655.68	FHLMC K717 A2 2.991% Due 9/25/2021	335,472.54	2,516.53	337,989.07
07/28/2021	Interest	69353RFE3	3,050,000.00	PNC Bank Callable Note Cont 6/28/2022 2.45% Due 7/28/2022	0.00	37,362.50	37,362.50
07/31/2021	Interest	91282CAB7	6,000,000.00	US Treasury Note 0.25% Due 7/31/2025	0.00	7,500.00	7,500.00
JUL 2021					4,160,105.48	505,452.30	4,665,557.78
08/08/2021	Maturity	594918BP8	1,875,000.00	Microsoft Callable Note Cont 7/8/2021 1.55% Due 8/8/2021	1,875,000.00	14,531.25	1,889,531.25
08/09/2021	Interest	69371RP59	2,300,000.00	Paccar Financial Corp Note 3.4% Due 8/9/2023	0.00	39,100.00	39,100.00
08/11/2021	Interest	06406RAJ6	3,254,000.00	Bank of NY Mellon Corp Note 3.45% Due 8/11/2023	0.00	56,131.50	56,131.50
08/12/2021	Interest	3137EAEP0	6,575,000.00	FHLMC Note 1.5% Due 2/12/2025	0.00	49,312.50	49,312.50
08/12/2021	Maturity	3137EAEC9	2,375,000.00	FHLMC Note 1.125% Due 8/12/2021	2,375,000.00	13,359.38	2,388,359.38
08/15/2021	Interest	69371RQ25	715,000.00	Paccar Financial Corp Note 2.15% Due 8/15/2024	0.00	7,686.25	7,686.25
08/15/2021	Interest	912828B66	5,000,000.00	US Treasury Note 2.75% Due 2/15/2024	0.00	68,750.00	68,750.00
08/15/2021	Interest	912828D56	5,000,000.00	US Treasury Note 2.375% Due 8/15/2024	0.00	59,375.00	59,375.00
08/15/2021	Paydown	47787NAC3	740,000.00	John Deere Owner Trust 2020-B A3 0.51% Due 11/15/2024	0.00	314.50	314.50
08/15/2021	Paydown	58770FAC6	1,050,000.00	Mercedes Benz Auto Lease Trust 2020-A A3 1.84% Due 12/15/2022	90,715.39	1,309.13	92,024.52
08/15/2021	Paydown	65479JAD5	2,170,000.00	Nissan Auto Receivables Owner 2019-C A3 1.93% Due 7/15/2024	52,375.07	3,155.02	55,530.09
08/15/2021	Paydown	89238TAD5	930,404.50	Toyota Auto Receivables Trust 2018-B A3 2.96% Due 9/15/2022	50,563.87	1,802.07	52,365.94
08/15/2021	Paydown	89240BAC2	2,825,000.00	Toyota Auto Receivables Owners 2021-A A3 0.26% Due 5/15/2025	0.00	612.08	612.08

City of Corona Consolidated

Account #10003

Cash Flow Report

As of March 31, 2021



Payment Date	Transaction Type	CUSIP	Quantity	Security Description	Principal Amount	Income	Total Amount
08/15/2021	Paydown	43815NAC8	2,030,000.00	Honda Auto Receivables Trust 2019-3 A3 1.78% Due 8/15/2023	133,912.34	2,148.08	136,060.42
08/15/2021	Paydown	47789JAD8	1,681,187.98	John Deere Owner Trust 2019-A A3 2.91% Due 7/17/2023	97,956.17	3,132.30	101,088.47
08/15/2021	Paydown	58769EAC2	975,000.00	Mercedes-Benz Auto Lease Trust 2020-B A3 0.4% Due 11/15/2023	0.00	325.00	325.00
08/15/2021	Paydown	477870AC3	944,178.74	John Deere Owner Trust 2019-B A3 2.21% Due 12/15/2023	27,900.30	1,534.40	29,434.70
08/15/2021	Paydown	43813DAC2	980,000.00	Honda Auto Receivables 2020-2 A3 0.82% Due 7/15/2024	24,241.21	603.52	24,844.73
08/15/2021	Paydown	44891RAC4	1,640,000.00	Hyundai Auto Receivables Trust 2020-C A3 0.38% Due 5/15/2025	0.00	519.33	519.33
08/15/2021	Paydown	47788EAC2	641,952.95	John Deere Owner Trust 2018-B A3 3.08% Due 11/15/2022	31,245.55	1,330.73	32,576.28
08/15/2021	Paydown	47789KAC7	2,065,000.00	John Deere Owner Trust 2020-A A3 1.1% Due 8/15/2024	48,175.27	1,717.48	49,892.75
08/15/2021	Paydown	89236XAC0	1,290,000.00	Toyota Auto Receivables 2020-D A3 0.35% Due 1/15/2025	29,682.48	341.40	30,023.88
08/18/2021	Paydown	43813KAC6	1,625,000.00	Honda Auto Receivables Trust 2020-3 A3 0.37% Due 10/18/2024	0.00	501.04	501.04
08/20/2021	Paydown	92348AAA3	1,390,000.00	Verizon Owner Trust 2019-C A1A 1.94% Due 4/22/2024	35,395.36	2,019.56	37,414.92
08/20/2021	Paydown	92290BAA9	2,260,000.00	Verizon Owner Trust 2020-B A 0.47% Due 2/20/2025	47,727.99	810.47	48,538.46
08/21/2021	Paydown	43813GAC5	770,000.00	Honda Auto Receivables Trust 2021-1 A3 0.27% Due 4/21/2025	0.00	173.25	173.25
08/25/2021	Interest	3135G05X7	6,285,000.00	FNMA Note 0.375% Due 8/25/2025	0.00	11,784.38	11,784.38
08/25/2021	Interest	3137B7MZ9	3,750,000.00	FHLMC K036 A2 3.527% Due 10/25/2023	0.00	11,021.87	11,021.87
08/25/2021	Interest	3137B5JM6	3,850,000.00	FHLMC K034 A2 3.531% Due 7/25/2023	0.00	11,328.63	11,328.63
08/25/2021	Interest	3137BYPQ7	3,606,517.84	FHLMC K726 A2 2.905% Due 4/25/2024	0.00	8,730.78	8,730.78

City of Corona Consolidated

Account #10003

Cash Flow Report

As of March 31, 2021



Payment Date	Transaction Type	CUSIP	Quantity	Security Description	Principal Amount	Income	Total Amount
08/25/2021	Interest	3137BM6P6	3,976,948.08	FHLMC K721 A2 3.09% Due 8/25/2022	0.00	10,240.64	10,240.64
08/25/2021	Paydown	3137B4WB8	3,350,000.00	FHLMC K033 A2 3.06% Due 7/25/2023	0.00	8,542.50	8,542.50
08/25/2021	Paydown	3137BFDQ1	2,009,655.68	FHLMC K717 A2 2.991% Due 9/25/2021	336,544.94	1,680.36	338,225.30
08/31/2021	Interest	912828ZC7	7,000,000.00	US Treasury Note 1.125% Due 2/28/2025	0.00	39,375.00	39,375.00
08/31/2021	Interest	912828L24	4,500,000.00	US Treasury Note 1.875% Due 8/31/2022	0.00	42,187.50	42,187.50
08/31/2021	Interest	912828J43	4,350,000.00	US Treasury Note 1.75% Due 2/28/2022	0.00	38,062.50	38,062.50
AUG 2021					5,256,435.94	513,549.40	5,769,985.34
09/05/2021	Interest	06051GHF9	3,250,000.00	Bank of America Corp Callable Note 1X 3/5/2023 3.55% Due 3/5/2024	0.00	57,687.50	57,687.50
09/06/2021	Interest	24422ETG4	1,500,000.00	John Deere Capital Corp Note 2.8% Due 3/6/2023	0.00	21,000.00	21,000.00
09/08/2021	Interest	3130A0XE5	1,000,000.00	FHLB Note 3.25% Due 3/8/2024	0.00	16,250.00	16,250.00
09/08/2021	Interest	3130AB3H7	4,000,000.00	FHLB Note 2.375% Due 3/8/2024	0.00	47,500.00	47,500.00
09/11/2021	Interest	89114QC82	1,270,000.00	Toronto Dominion Bank Note 3.25% Due 3/11/2024	0.00	20,637.50	20,637.50
09/13/2021	Interest	3130A2UW4	4,000,000.00	FHLB Note 2.875% Due 9/13/2024	0.00	57,500.00	57,500.00
09/14/2021	Interest	4581X0CZ9	3,600,000.00	Inter-American Dev Bank Note 1.75% Due 9/14/2022	0.00	31,500.00	31,500.00
09/15/2021	Interest	084670BR8	2,500,000.00	Berkshire Hathaway Callable Note Cont 1/15/2023 2.75% Due 3/15/2023	0.00	34,375.00	34,375.00
09/15/2021	Interest	91282CBR1	2,900,000.00	US Treasury Note 0.25% Due 3/15/2024	0.00	3,625.00	3,625.00
09/15/2021	Maturity	68389XBK0	3,325,000.00	Oracle Corp Callable Note Cont 8/15/2021 1.9% Due 9/15/2021	3,325,000.00	31,587.50	3,356,587.50

City of Corona Consolidated

Account #10003

Cash Flow Report

As of March 31, 2021



Payment Date	Transaction Type	CUSIP	Quantity	Security Description	Principal Amount	Income	Total Amount
09/15/2021	Paydown	89236XAC0	1,290,000.00	Toyota Auto Receivables 2020-D A3 0.35% Due 1/15/2025	29,606.21	332.75	29,938.96
09/15/2021	Paydown	89240BAC2	2,825,000.00	Toyota Auto Receivables Owners 2021-A A3 0.26% Due 5/15/2025	0.00	612.08	612.08
09/15/2021	Paydown	477870AC3	944,178.74	John Deere Owner Trust 2019-B A3 2.21% Due 12/15/2023	27,958.43	1,483.01	29,441.44
09/15/2021	Paydown	47789JAD8	1,681,187.98	John Deere Owner Trust 2019-A A3 2.91% Due 7/17/2023	98,187.99	2,894.76	101,082.75
09/15/2021	Paydown	58769EAC2	975,000.00	Mercedes-Benz Auto Lease Trust 2020-B A3 0.4% Due 11/15/2023	0.00	325.00	325.00
09/15/2021	Paydown	43813DAC2	980,000.00	Honda Auto Receivables 2020-2 A3 0.82% Due 7/15/2024	24,257.77	586.96	24,844.73
09/15/2021	Paydown	47787NAC3	740,000.00	John Deere Owner Trust 2020-B A3 0.51% Due 11/15/2024	0.00	314.50	314.50
09/15/2021	Paydown	47789KAC7	2,065,000.00	John Deere Owner Trust 2020-A A3 1.1% Due 8/15/2024	48,307.76	1,673.32	49,981.08
09/15/2021	Paydown	65479JAD5	2,170,000.00	Nissan Auto Receivables Owner 2019-C A3 1.93% Due 7/15/2024	52,492.91	3,070.79	55,563.70
09/15/2021	Paydown	43815NAC8	2,030,000.00	Honda Auto Receivables Trust 2019-3 A3 1.78% Due 8/15/2023	129,269.34	1,949.44	131,218.78
09/15/2021	Paydown	89238TAD5	930,404.50	Toyota Auto Receivables Trust 2018-B A3 2.96% Due 9/15/2022	50,808.26	1,677.35	52,485.61
09/15/2021	Paydown	44891RAC4	1,640,000.00	Hyundai Auto Receivables Trust 2020-C A3 0.38% Due 5/15/2025	0.00	519.33	519.33
09/15/2021	Paydown	47788EAC2	641,952.95	John Deere Owner Trust 2018-B A3 3.08% Due 11/15/2022	31,396.57	1,250.53	32,647.10
09/15/2021	Paydown	58770FAC6	1,050,000.00	Mercedes Benz Auto Lease Trust 2020-A A3 1.84% Due 12/15/2022	85,758.28	1,170.03	86,928.31
09/18/2021	Interest	808513BN4	1,775,000.00	Charles Schwab Corp Callable Note Cont 2/18/2024 0.75% Due 3/18/2024	0.00	6,656.25	6,656.25
09/18/2021	Paydown	43813KAC6	1,625,000.00	Honda Auto Receivables Trust 2020-3 A3 0.37% Due 10/18/2024	0.00	501.04	501.04
09/20/2021	Paydown	92290BAA9	2,260,000.00	Verizon Owner Trust 2020-B A 0.47% Due 2/20/2025	47,746.69	791.77	48,538.46

City of Corona Consolidated

Cash Flow Report



Account #10003

As of March 31, 2021

Payment Date	Transaction Type	CUSIP	Quantity	Security Description	Principal Amount	Income	Total Amount
09/20/2021	Paydown	92348AAA3	1,390,000.00	Verizon Owner Trust 2019-C A1A 1.94% Due 4/22/2024	35,475.00	1,962.34	37,437.34
09/21/2021	Paydown	43813GAC5	770,000.00	Honda Auto Receivables Trust 2021-1 A3 0.27% Due 4/21/2025	0.00	173.25	173.25
09/23/2021	Interest	3137EAEX3	6,295,000.00	FHLMC Note 0.375% Due 9/23/2025	0.00	11,803.13	11,803.13
09/25/2021	Interest	3137B5JM6	3,850,000.00	FHLMC K034 A2 3.531% Due 7/25/2023	0.00	11,328.63	11,328.63
09/25/2021	Interest	3137B7MZ9	3,750,000.00	FHLMC K036 A2 3.527% Due 10/25/2023	0.00	11,021.87	11,021.87
09/25/2021	Interest	3137BM6P6	3,976,948.08	FHLMC K721 A2 3.09% Due 8/25/2022	0.00	10,240.64	10,240.64
09/25/2021	Interest	3137BYPQ7	3,606,517.84	FHLMC K726 A2 2.905% Due 4/25/2024	0.00	8,730.78	8,730.78
09/25/2021	Paydown	3137BFDQ1	2,009,655.68	FHLMC K717 A2 2.991% Due 9/25/2021	337,620.77	841.52	338,462.29
09/25/2021	Paydown	3137B4WB8	3,350,000.00	FHLMC K033 A2 3.06% Due 7/25/2023	0.00	8,542.50	8,542.50
09/30/2021	Interest	91282CAM3	3,200,000.00	US Treasury Note 0.25% Due 9/30/2025	0.00	4,000.00	4,000.00
SEP 2021					4,323,885.98	416,116.07	4,740,002.05
10/01/2021	Interest	13063DRK6	3,385,000.00	California State Taxable GO 2.4% Due 10/1/2024	0.00	40,620.00	40,620.00
10/10/2021	Interest	02665WCQ2	2,260,000.00	American Honda Finance Note 3.625% Due 10/10/2023	0.00	40,962.50	40,962.50
10/12/2021	Maturity	3130AF5B9	2,500,000.00	FHLB Note 3% Due 10/12/2021	2,500,000.00	37,500.00	2,537,500.00
10/15/2021	Interest	3135G0W66	4,080,000.00	FNMA Note 1.625% Due 10/15/2024	0.00	33,150.00	33,150.00
10/15/2021	Paydown	477870AC3	944,178.74	John Deere Owner Trust 2019-B A3 2.21% Due 12/15/2023	28,016.68	1,431.52	29,448.20
10/15/2021	Paydown	47787NAC3	740,000.00	John Deere Owner Trust 2020-B A3 0.51% Due 11/15/2024	0.00	314.50	314.50

City of Corona Consolidated

Account #10003

Cash Flow Report

As of March 31, 2021



Payment Date	Transaction Type	CUSIP	Quantity	Security Description	Principal Amount	Income	Total Amount
10/15/2021	Paydown	89238TAD5	930,404.50	Toyota Auto Receivables Trust 2018-B A3 2.96% Due 9/15/2022	51,053.83	1,552.02	52,605.85
10/15/2021	Paydown	89240BAC2	2,825,000.00	Toyota Auto Receivables Owners 2021-A A3 0.26% Due 5/15/2025	0.00	612.08	612.08
10/15/2021	Paydown	43813DAC2	980,000.00	Honda Auto Receivables 2020-2 A3 0.82% Due 7/15/2024	24,274.35	570.38	24,844.73
10/15/2021	Paydown	43815NAC8	2,030,000.00	Honda Auto Receivables Trust 2019-3 A3 1.78% Due 8/15/2023	124,615.10	1,757.69	126,372.79
10/15/2021	Paydown	47788EAC2	641,952.95	John Deere Owner Trust 2018-B A3 3.08% Due 11/15/2022	31,548.32	1,169.95	32,718.27
10/15/2021	Paydown	47789KAC7	2,065,000.00	John Deere Owner Trust 2020-A A3 1.1% Due 8/15/2024	48,440.61	1,629.04	50,069.65
10/15/2021	Paydown	89236XAC0	1,290,000.00	Toyota Auto Receivables 2020-D A3 0.35% Due 1/15/2025	29,529.11	324.11	29,853.22
10/15/2021	Paydown	44891RAC4	1,640,000.00	Hyundai Auto Receivables Trust 2020-C A3 0.38% Due 5/15/2025	0.00	519.33	519.33
10/15/2021	Paydown	47789JAD8	1,681,187.98	John Deere Owner Trust 2019-A A3 2.91% Due 7/17/2023	98,420.37	2,656.65	101,077.02
10/15/2021	Paydown	58769EAC2	975,000.00	Mercedes-Benz Auto Lease Trust 2020-B A3 0.4% Due 11/15/2023	0.00	325.00	325.00
10/15/2021	Paydown	58770FAC6	1,050,000.00	Mercedes Benz Auto Lease Trust 2020-A A3 1.84% Due 12/15/2022	80,780.52	1,038.54	81,819.06
10/15/2021	Paydown	65479JAD5	2,170,000.00	Nissan Auto Receivables Owner 2019-C A3 1.93% Due 7/15/2024	52,611.02	2,986.36	55,597.38
10/18/2021	Paydown	43813KAC6	1,625,000.00	Honda Auto Receivables Trust 2020-3 A3 0.37% Due 10/18/2024	0.00	501.04	501.04
10/20/2021	Paydown	92290BAA9	2,260,000.00	Verizon Owner Trust 2020-B A 0.47% Due 2/20/2025	47,765.39	773.07	48,538.46
10/20/2021	Paydown	92348AAA3	1,390,000.00	Verizon Owner Trust 2019-C A1A 1.94% Due 4/22/2024	35,554.83	1,904.98	37,459.81
10/21/2021	Paydown	43813GAC5	770,000.00	Honda Auto Receivables Trust 2021-1 A3 0.27% Due 4/21/2025	0.00	173.25	173.25
10/22/2021	Interest	3135G03U5	5,270,000.00	FNMA Note 0.625% Due 4/22/2025	0.00	16,468.75	16,468.75

City of Corona Consolidated

Cash Flow Report



Account #10003

As of March 31, 2021

Payment Date	Transaction Type	CUSIP	Quantity	Security Description	Principal Amount	Income	Total Amount
10/25/2021	Interest	3137B7MZ9	3,750,000.00	FHLMC K036 A2 3.527% Due 10/25/2023	0.00	11,021.87	11,021.87
10/25/2021	Interest	3137BYPQ7	3,606,517.84	FHLMC K726 A2 2.905% Due 4/25/2024	0.00	8,730.78	8,730.78
10/25/2021	Interest	3137B5JM6	3,850,000.00	FHLMC K034 A2 3.531% Due 7/25/2023	0.00	11,328.63	11,328.63
10/25/2021	Interest	3137BM6P6	3,976,948.08	FHLMC K721 A2 3.09% Due 8/25/2022	0.00	10,240.64	10,240.64
10/25/2021	Paydown	3137B4WB8	3,350,000.00	FHLMC K033 A2 3.06% Due 7/25/2023	0.00	8,542.50	8,542.50
10/28/2021	Interest	459058JL8	6,300,000.00	Intl. Bank Recon & Development Note 0.5% Due 10/28/2025	0.00	15,750.00	15,750.00
10/31/2021	Interest	9128283D0	4,000,000.00	US Treasury Note 2.25% Due 10/31/2024	0.00	45,000.00	45,000.00
10/31/2021	Interest	912828T91	5,000,000.00	US Treasury Note 1.625% Due 10/31/2023	0.00	40,625.00	40,625.00
10/31/2021	Interest	912828X70	4,800,000.00	US Treasury Note 2% Due 4/30/2024	0.00	48,000.00	48,000.00
10/31/2021	Interest	91282CAT8	6,000,000.00	US Treasury Note 0.25% Due 10/31/2025	0.00	7,500.00	7,500.00
OCT 2021					3,152,610.13	395,680.18	3,548,290.31
11/01/2021	Interest	78015K7C2	3,600,000.00	Royal Bank of Canada Note 2.25% Due 11/1/2024	0.00	40,500.00	40,500.00
11/03/2021	Interest	037833AK6	2,215,000.00	Apple Inc Note 2.4% Due 5/3/2023	0.00	26,580.00	26,580.00
11/05/2021	Interest	3137EAER6	2,900,000.00	FHLMC Note 0.375% Due 5/5/2023	0.00	5,437.50	5,437.50
11/07/2021	Interest	3135G06G3	6,300,000.00	FNMA Note 0.5% Due 11/7/2025	0.00	15,750.00	15,750.00
11/08/2021	Interest	14913Q3B3	2,593,000.00	Caterpillar Finl Service Note 2.15% Due 11/8/2024	0.00	27,874.75	27,874.75
11/15/2021	Paydown	47789JAD8	1,681,187.98	John Deere Owner Trust 2019-A A3 2.91% Due 7/17/2023	98,653.30	2,417.98	101,071.28

City of Corona Consolidated

Cash Flow Report



Account #10003

As of March 31, 2021

Payment Date	Transaction Type	CUSIP	Quantity	Security Description	Principal Amount	Income	Total Amount
11/15/2021	Paydown	58769EAC2	975,000.00	Mercedes-Benz Auto Lease Trust 2020-B A3 0.4% Due 11/15/2023	0.00	325.00	325.00
11/15/2021	Paydown	65479JAD5	2,170,000.00	Nissan Auto Receivables Owner 2019-C A3 1.93% Due 7/15/2024	52,729.39	2,901.75	55,631.14
11/15/2021	Paydown	43815NAC8	2,030,000.00	Honda Auto Receivables Trust 2019-3 A3 1.78% Due 8/15/2023	119,949.59	1,572.85	121,522.44
11/15/2021	Paydown	47788EAC2	641,952.95	John Deere Owner Trust 2018-B A3 3.08% Due 11/15/2022	31,700.80	1,088.98	32,789.78
11/15/2021	Paydown	44891RAC4	1,640,000.00	Hyundai Auto Receivables Trust 2020-C A3 0.38% Due 5/15/2025	0.00	519.33	519.33
11/15/2021	Paydown	58770FAC6	1,050,000.00	Mercedes Benz Auto Lease Trust 2020-A A3 1.84% Due 12/15/2022	75,782.06	914.67	76,696.73
11/15/2021	Paydown	89238TAD5	930,404.50	Toyota Auto Receivables Trust 2018-B A3 2.96% Due 9/15/2022	51,300.59	1,426.09	52,726.68
11/15/2021	Paydown	43813DAC2	980,000.00	Honda Auto Receivables 2020-2 A3 0.82% Due 7/15/2024	24,290.94	553.79	24,844.73
11/15/2021	Paydown	477870AC3	944,178.74	John Deere Owner Trust 2019-B A3 2.21% Due 12/15/2023	28,075.04	1,379.93	29,454.97
11/15/2021	Paydown	47787NAC3	740,000.00	John Deere Owner Trust 2020-B A3 0.51% Due 11/15/2024	0.00	314.50	314.50
11/15/2021	Paydown	47789KAC7	2,065,000.00	John Deere Owner Trust 2020-A A3 1.1% Due 8/15/2024	48,573.82	1,584.64	50,158.46
11/15/2021	Paydown	89236XAC0	1,290,000.00	Toyota Auto Receivables 2020-D A3 0.35% Due 1/15/2025	29,451.15	315.50	29,766.65
11/15/2021	Paydown	89240BAC2	2,825,000.00	Toyota Auto Receivables Owners 2021-A A3 0.26% Due 5/15/2025	0.00	612.08	612.08
11/18/2021	Interest	404280BS7	2,750,000.00	HSBC Holdings PLC Callable Note 1X 5/18/2023 3.95% Due 5/18/2024	0.00	54,312.50	54,312.50
11/18/2021	Paydown	43813KAC6	1,625,000.00	Honda Auto Receivables Trust 2020-3 A3 0.37% Due 10/18/2024	0.00	501.04	501.04
11/20/2021	Paydown	92348AAA3	1,390,000.00	Verizon Owner Trust 2019-C A1A 1.94% Due 4/22/2024	35,634.82	1,847.50	37,482.32
11/20/2021	Paydown	92290BAA9	2,260,000.00	Verizon Owner Trust 2020-B A 0.47% Due 2/20/2025	47,784.10	754.36	48,538.46

City of Corona Consolidated

Cash Flow Report



Account #10003

As of March 31, 2021

Payment Date	Transaction Type	CUSIP	Quantity	Security Description	Principal Amount	Income	Total Amount
11/21/2021	Paydown	43813GAC5	770,000.00	Honda Auto Receivables Trust 2021-1 A3 0.27% Due 4/21/2025	0.00	173.25	173.25
11/25/2021	Interest	3137B5JM6	3,850,000.00	FHLMC K034 A2 3.531% Due 7/25/2023	0.00	11,328.63	11,328.63
11/25/2021	Interest	404280BA6	1,200,000.00	HSBC Holdings PLC Note 3.6% Due 5/25/2023	0.00	21,600.00	21,600.00
11/25/2021	Interest	3137BM6P6	3,976,948.08	FHLMC K721 A2 3.09% Due 8/25/2022	0.00	10,240.64	10,240.64
11/25/2021	Interest	3137BYPQ7	3,606,517.84	FHLMC K726 A2 2.905% Due 4/25/2024	0.00	8,730.78	8,730.78
11/25/2021	Interest	3137B7MZ9	3,750,000.00	FHLMC K036 A2 3.527% Due 10/25/2023	0.00	11,021.87	11,021.87
11/25/2021	Paydown	3137B4WB8	3,350,000.00	FHLMC K033 A2 3.06% Due 7/25/2023	0.00	8,542.50	8,542.50
11/30/2021	Interest	91282CAZ4	3,800,000.00	US Treasury Note 0.375% Due 11/30/2025	0.00	7,125.00	7,125.00
NOV 2021					643,925.60	268,247.41	912,173.01
12/08/2021	Interest	3130A0F70	3,500,000.00	FHLB Note 3.375% Due 12/8/2023	0.00	59,062.50	59,062.50
12/14/2021	Interest	3130A1XJ2	5,500,000.00	FHLB Note 2.875% Due 6/14/2024	0.00	79,062.51	79,062.51
12/15/2021	Paydown	47787NAC3	740,000.00	John Deere Owner Trust 2020-B A3 0.51% Due 11/15/2024	0.00	314.50	314.50
12/15/2021	Paydown	58770FAC6	1,050,000.00	Mercedes Benz Auto Lease Trust 2020-A A3 1.84% Due 12/15/2022	70,762.82	798.47	71,561.29
12/15/2021	Paydown	65479JAD5	2,170,000.00	Nissan Auto Receivables Owner 2019-C A3 1.93% Due 7/15/2024	52,848.03	2,816.94	55,664.97
12/15/2021	Paydown	89238TAD5	930,404.50	Toyota Auto Receivables Trust 2018-B A3 2.96% Due 9/15/2022	51,548.54	1,299.55	52,848.09
12/15/2021	Paydown	89240BAC2	2,825,000.00	Toyota Auto Receivables Owners 2021-A A3 0.26% Due 5/15/2025	0.00	612.08	612.08
12/15/2021	Paydown	477870AC3	944,178.74	John Deere Owner Trust 2019-B A3 2.21% Due 12/15/2023	28,133.54	1,328.22	29,461.76

City of Corona Consolidated

Cash Flow Report



Account #10003

As of March 31, 2021

Payment Date	Transaction Type	CUSIP	Quantity	Security Description	Principal Amount	Income	Total Amount
12/15/2021	Paydown	43813DAC2	980,000.00	Honda Auto Receivables 2020-2 A3 0.82% Due 7/15/2024	24,307.54	537.19	24,844.73
12/15/2021	Paydown	44891RAC4	1,640,000.00	Hyundai Auto Receivables Trust 2020-C A3 0.38% Due 5/15/2025	0.00	519.33	519.33
12/15/2021	Paydown	47788EAC2	641,952.95	John Deere Owner Trust 2018-B A3 3.08% Due 11/15/2022	31,854.02	1,007.61	32,861.63
12/15/2021	Paydown	47789KAC7	2,065,000.00	John Deere Owner Trust 2020-A A3 1.1% Due 8/15/2024	48,707.39	1,540.11	50,247.50
12/15/2021	Paydown	89236XAC0	1,290,000.00	Toyota Auto Receivables 2020-D A3 0.35% Due 1/15/2025	29,372.33	306.91	29,679.24
12/15/2021	Paydown	43815NAC8	2,030,000.00	Honda Auto Receivables Trust 2019-3 A3 1.78% Due 8/15/2023	115,272.81	1,394.92	116,667.73
12/15/2021	Paydown	47789JAD8	1,681,187.98	John Deere Owner Trust 2019-A A3 2.91% Due 7/17/2023	98,886.78	2,178.75	101,065.53
12/15/2021	Paydown	58769EAC2	975,000.00	Mercedes-Benz Auto Lease Trust 2020-B A3 0.4% Due 11/15/2023	0.00	325.00	325.00
12/17/2021	Interest	3135G04Z3	6,200,000.00	FNMA Note 0.5% Due 6/17/2025	0.00	15,500.00	15,500.00
12/18/2021	Paydown	43813KAC6	1,625,000.00	Honda Auto Receivables Trust 2020-3 A3 0.37% Due 10/18/2024	0.00	501.04	501.04
12/19/2021	Interest	3137EAEN5	4,550,000.00	FHLMC Note 2.75% Due 6/19/2023	0.00	62,562.50	62,562.50
12/20/2021	Paydown	92348AAA3	1,390,000.00	Verizon Owner Trust 2019-C A1A 1.94% Due 4/22/2024	35,715.00	1,789.89	37,504.89
12/20/2021	Paydown	92290BAA9	2,260,000.00	Verizon Owner Trust 2020-B A 0.47% Due 2/20/2025	47,802.81	735.65	48,538.46
12/21/2021	Paydown	43813GAC5	770,000.00	Honda Auto Receivables Trust 2021-1 A3 0.27% Due 4/21/2025	0.00	173.25	173.25
12/24/2021	Interest	166764AH3	3,000,000.00	Chevron Corp Callable Note Cont 3/24/2023 3.191% Due 6/24/2023	0.00	47,865.00	47,865.00
12/25/2021	Interest	3137BYPQ7	3,606,517.84	FHLMC K726 A2 2.905% Due 4/25/2024	0.00	8,730.78	8,730.78
12/25/2021	Interest	3137BM6P6	3,976,948.08	FHLMC K721 A2 3.09% Due 8/25/2022	0.00	10,240.64	10,240.64

City of Corona Consolidated

Cash Flow Report



Account #10003

As of March 31, 2021

Payment Date	Transaction Type	CUSIP	Quantity	Security Description	Principal Amount	Income	Total Amount
12/25/2021	Interest	3137B7MZ9	3,750,000.00	FHLMC K036 A2 3.527% Due 10/25/2023	0.00	11,021.87	11,021.87
12/25/2021	Interest	3137B5JM6	3,850,000.00	FHLMC K034 A2 3.531% Due 7/25/2023	0.00	11,328.63	11,328.63
12/25/2021	Paydown	3137B4WB8	3,350,000.00	FHLMC K033 A2 3.06% Due 7/25/2023	0.00	8,542.50	8,542.50
12/26/2021	Interest	931142EK5	2,000,000.00	Wal-Mart Stores Callable Note Cont 5/26/2023 3.4% Due 6/26/2023	0.00	34,000.00	34,000.00
12/31/2021	Interest	912828V23	4,500,000.00	US Treasury Note 2.25% Due 12/31/2023	0.00	50,625.00	50,625.00
12/31/2021	Interest	912828N30	4,800,000.00	US Treasury Note 2.125% Due 12/31/2022	0.00	51,000.00	51,000.00
12/31/2021	Interest	912828XG0	4,000,000.00	US Treasury Note 2.125% Due 6/30/2022	0.00	42,500.00	42,500.00
12/31/2021	Interest	912828XX3	4,900,000.00	US Treasury Note 2% Due 6/30/2024	0.00	49,000.00	49,000.00
DEC 2021					635,211.61	559,221.34	1,194,432.95
01/07/2022	Interest	3135G0X24	4,220,000.00	FNMA Note 1.625% Due 1/7/2025	0.00	34,287.50	34,287.50
01/11/2022	Maturity	89236TDP7	3,100,000.00	Toyota Motor Credit Corp Note 2.6% Due 1/11/2022	3,100,000.00	40,300.00	3,140,300.00
01/14/2022	Interest	02665WCJ8	930,000.00	American Honda Finance Note 3.45% Due 7/14/2023	0.00	16,042.50	16,042.50
01/15/2022	Interest	48128BAB7	3,250,000.00	JP Morgan Chase & Co Callable Note 1X 1/15/2022 2.972% Due 1/15/2023	0.00	48,295.00	48,295.00
01/15/2022	Paydown	47788EAC2	641,952.95	John Deere Owner Trust 2018-B A3 3.08% Due 11/15/2022	32,007.99	925.85	32,933.84
01/15/2022	Paydown	43813DAC2	980,000.00	Honda Auto Receivables 2020-2 A3 0.82% Due 7/15/2024	24,324.15	520.58	24,844.73
01/15/2022	Paydown	477870AC3	944,178.74	John Deere Owner Trust 2019-B A3 2.21% Due 12/15/2023	28,192.14	1,276.41	29,468.55
01/15/2022	Paydown	47787NAC3	740,000.00	John Deere Owner Trust 2020-B A3 0.51% Due 11/15/2024	0.00	314.50	314.50

City of Corona Consolidated

Account #10003

Cash Flow Report

As of March 31, 2021



Payment Date	Transaction Type	CUSIP	Quantity	Security Description	Principal Amount	Income	Total Amount
01/15/2022	Paydown	47789KAC7	2,065,000.00	John Deere Owner Trust 2020-A A3 1.1% Due 8/15/2024	48,841.34	1,495.46	50,336.80
01/15/2022	Paydown	89236XAC0	1,290,000.00	Toyota Auto Receivables 2020-D A3 0.35% Due 1/15/2025	29,292.65	298.34	29,590.99
01/15/2022	Paydown	89240BAC2	2,825,000.00	Toyota Auto Receivables Owners 2021-A A3 0.26% Due 5/15/2025	0.00	612.08	612.08
01/15/2022	Paydown	44891RAC4	1,640,000.00	Hyundai Auto Receivables Trust 2020-C A3 0.38% Due 5/15/2025	0.00	519.33	519.33
01/15/2022	Paydown	58770FAC6	1,050,000.00	Mercedes Benz Auto Lease Trust 2020-A A3 1.84% Due 12/15/2022	65,722.70	689.97	66,412.67
01/15/2022	Paydown	43815NAC8	2,030,000.00	Honda Auto Receivables Trust 2019-3 A3 1.78% Due 8/15/2023	110,584.70	1,223.94	111,808.64
01/15/2022	Paydown	47789JAD8	1,681,187.98	John Deere Owner Trust 2019-A A3 2.91% Due 7/17/2023	99,120.81	1,938.95	101,059.76
01/15/2022	Paydown	58769EAC2	975,000.00	Mercedes-Benz Auto Lease Trust 2020-B A3 0.4% Due 11/15/2023	0.00	325.00	325.00
01/15/2022	Paydown	65479JAD5	2,170,000.00	Nissan Auto Receivables Owner 2019-C A3 1.93% Due 7/15/2024	52,966.95	2,731.94	55,698.89
01/15/2022	Paydown	89238TAD5	930,404.50	Toyota Auto Receivables Trust 2018-B A3 2.96% Due 9/15/2022	51,797.70	1,172.39	52,970.09
01/17/2022	Interest	24422EVN6	2,140,000.00	John Deere Capital Corp Note 0.45% Due 1/17/2024	0.00	4,815.00	4,815.00
01/18/2022	Maturity	4581X0CW6	4,000,000.00	Inter-American Dev Bank Note 2.125% Due 1/18/2022	4,000,000.00	42,500.00	4,042,500.00
01/18/2022	Paydown	43813KAC6	1,625,000.00	Honda Auto Receivables Trust 2020-3 A3 0.37% Due 10/18/2024	0.00	501.04	501.04
01/19/2022	Interest	3135G0T94	5,500,000.00	FNMA Note 2.375% Due 1/19/2023	0.00	65,312.50	65,312.50
01/19/2022	Interest	89114QC48	1,910,000.00	Toronto Dominion Bank Note 3.5% Due 7/19/2023	0.00	33,425.00	33,425.00
01/20/2022	Paydown	92290BAA9	2,260,000.00	Verizon Owner Trust 2020-B A 0.47% Due 2/20/2025	47,821.53	716.93	48,538.46
01/20/2022	Paydown	92348AAA3	1,390,000.00	Verizon Owner Trust 2019-C A1A 1.94% Due 4/22/2024	35,795.35	1,732.16	37,527.51

City of Corona Consolidated

Account #10003

Cash Flow Report

As of March 31, 2021



Payment Date	Transaction Type	CUSIP	Quantity	Security Description	Principal Amount	Income	Total Amount
01/21/2022	Interest	3137EAEU9	6,300,000.00	FHLMC Note 0.375% Due 7/21/2025	0.00	11,812.50	11,812.50
01/21/2022	Interest	90331HPL1	4,145,000.00	US Bank NA Callable Note Cont 12/21/2024 2.05% Due 1/21/2025	0.00	42,486.25	42,486.25
01/21/2022	Paydown	43813GAC5	770,000.00	Honda Auto Receivables Trust 2021-1 A3 0.27% Due 4/21/2025	0.00	173.25	173.25
01/25/2022	Interest	3137B7MZ9	3,750,000.00	FHLMC K036 A2 3.527% Due 10/25/2023	0.00	11,021.87	11,021.87
01/25/2022	Interest	3137BYPQ7	3,606,517.84	FHLMC K726 A2 2.905% Due 4/25/2024	0.00	8,730.78	8,730.78
01/25/2022	Interest	808513AT2	2,250,000.00	Charles Schwab Corp Callable Note Cont 12/25/2022 2.65% Due 1/25/2023	0.00	29,812.50	29,812.50
01/25/2022	Interest	3137BM6P6	3,976,948.08	FHLMC K721 A2 3.09% Due 8/25/2022	0.00	10,240.64	10,240.64
01/25/2022	Interest	3137B5JM6	3,850,000.00	FHLMC K034 A2 3.531% Due 7/25/2023	0.00	11,328.63	11,328.63
01/25/2022	Paydown	3137B4WB8	3,350,000.00	FHLMC K033 A2 3.06% Due 7/25/2023	0.00	8,542.50	8,542.50
01/28/2022	Interest	69353RFE3	3,050,000.00	PNC Bank Callable Note Cont 6/28/2022 2.45% Due 7/28/2022	0.00	37,362.50	37,362.50
01/31/2022	Interest	91282CAB7	6,000,000.00	US Treasury Note 0.25% Due 7/31/2025	0.00	7,500.00	7,500.00
JAN 2022					7,726,468.01	480,983.79	8,207,451.80
02/09/2022	Interest	69371RP59	2,300,000.00	Paccar Financial Corp Note 3.4% Due 8/9/2023	0.00	39,100.00	39,100.00
02/11/2022	Interest	06406RAJ6	3,254,000.00	Bank of NY Mellon Corp Note 3.45% Due 8/11/2023	0.00	56,131.50	56,131.50
02/12/2022	Interest	3137EAEPO	6,575,000.00	FHLMC Note 1.5% Due 2/12/2025	0.00	49,312.50	49,312.50
02/15/2022	Interest	912828B66	5,000,000.00	US Treasury Note 2.75% Due 2/15/2024	0.00	68,750.00	68,750.00
02/15/2022	Interest	912828D56	5,000,000.00	US Treasury Note 2.375% Due 8/15/2024	0.00	59,375.00	59,375.00

City of Corona Consolidated

Account #10003

Cash Flow Report

As of March 31, 2021



Payment Date	Transaction Type	CUSIP	Quantity	Security Description	Principal Amount	Income	Total Amount
02/15/2022	Interest	69371RQ25	715,000.00	Paccar Financial Corp Note 2.15% Due 8/15/2024	0.00	7,686.25	7,686.25
02/15/2022	Paydown	89238TAD5	930,404.50	Toyota Auto Receivables Trust 2018-B A3 2.96% Due 9/15/2022	52,048.05	1,044.63	53,092.68
02/15/2022	Paydown	47789JAD8	1,681,187.98	John Deere Owner Trust 2019-A A3 2.91% Due 7/17/2023	99,355.40	1,698.58	101,053.98
02/15/2022	Paydown	58769EAC2	975,000.00	Mercedes-Benz Auto Lease Trust 2020-B A3 0.4% Due 11/15/2023	85,297.86	325.00	85,622.86
02/15/2022	Paydown	43813DAC2	980,000.00	Honda Auto Receivables 2020-2 A3 0.82% Due 7/15/2024	24,340.77	503.96	24,844.73
02/15/2022	Paydown	44891RAC4	1,640,000.00	Hyundai Auto Receivables Trust 2020-C A3 0.38% Due 5/15/2025	0.00	519.33	519.33
02/15/2022	Paydown	47788EAC2	641,952.95	John Deere Owner Trust 2018-B A3 3.08% Due 11/15/2022	32,162.69	843.70	33,006.39
02/15/2022	Paydown	47789KAC7	2,065,000.00	John Deere Owner Trust 2020-A A3 1.1% Due 8/15/2024	48,975.66	1,450.69	50,426.35
02/15/2022	Paydown	89236XAC0	1,290,000.00	Toyota Auto Receivables 2020-D A3 0.35% Due 1/15/2025	29,212.08	289.80	29,501.88
02/15/2022	Paydown	477870AC3	944,178.74	John Deere Owner Trust 2019-B A3 2.21% Due 12/15/2023	28,250.88	1,224.49	29,475.37
02/15/2022	Paydown	43815NAC8	2,030,000.00	Honda Auto Receivables Trust 2019-3 A3 1.78% Due 8/15/2023	105,885.27	1,059.90	106,945.17
02/15/2022	Paydown	47787NAC3	740,000.00	John Deere Owner Trust 2020-B A3 0.51% Due 11/15/2024	0.00	314.50	314.50
02/15/2022	Paydown	58770FAC6	1,050,000.00	Mercedes Benz Auto Lease Trust 2020-A A3 1.84% Due 12/15/2022	60,661.65	589.20	61,250.85
02/15/2022	Paydown	65479JAD5	2,170,000.00	Nissan Auto Receivables Owner 2019-C A3 1.93% Due 7/15/2024	53,086.12	2,646.75	55,732.87
02/15/2022	Paydown	89240BAC2	2,825,000.00	Toyota Auto Receivables Owners 2021-A A3 0.26% Due 5/15/2025	0.00	612.08	612.08
02/18/2022	Paydown	43813KAC6	1,625,000.00	Honda Auto Receivables Trust 2020-3 A3 0.37% Due 10/18/2024	0.00	501.04	501.04
02/19/2022	Paydown	3137BM6P6	3,976,948.08	FHLMC K721 A2 3.09% Due 8/25/2022	37,887.73	78.04	37,965.77

City of Corona Consolidated

Cash Flow Report



Account #10003

As of March 31, 2021

Payment Date	Transaction Type	CUSIP	Quantity	Security Description	Principal Amount	Income	Total Amount
02/20/2022	Paydown	92348AAA3	1,390,000.00	Verizon Owner Trust 2019-C A1A 1.94% Due 4/22/2024	35,875.89	1,674.29	37,550.18
02/20/2022	Paydown	92290BAA9	2,260,000.00	Verizon Owner Trust 2020-B A 0.47% Due 2/20/2025	47,840.26	698.20	48,538.46
02/21/2022	Paydown	43813GAC5	770,000.00	Honda Auto Receivables Trust 2021-1 A3 0.27% Due 4/21/2025	0.00	173.25	173.25
02/25/2022	Interest	3137BM6P6	3,976,948.08	FHLMC K721 A2 3.09% Due 8/25/2022	0.00	10,143.08	10,143.08
02/25/2022	Interest	3137BYPQ7	3,606,517.84	FHLMC K726 A2 2.905% Due 4/25/2024	0.00	8,730.78	8,730.78
02/25/2022	Interest	3135G05X7	6,285,000.00	FNMA Note 0.375% Due 8/25/2025	0.00	11,784.38	11,784.38
02/25/2022	Interest	3137B7MZ9	3,750,000.00	FHLMC K036 A2 3.527% Due 10/25/2023	0.00	11,021.87	11,021.87
02/25/2022	Interest	3137B5JM6	3,850,000.00	FHLMC K034 A2 3.531% Due 7/25/2023	0.00	11,328.63	11,328.63
02/25/2022	Paydown	3137B4WB8	3,350,000.00	FHLMC K033 A2 3.06% Due 7/25/2023	0.00	8,542.50	8,542.50
02/28/2022	Interest	912828L24	4,500,000.00	US Treasury Note 1.875% Due 8/31/2022	0.00	42,187.50	42,187.50
02/28/2022	Interest	912828ZC7	7,000,000.00	US Treasury Note 1.125% Due 2/28/2025	0.00	39,375.00	39,375.00
02/28/2022	Maturity	912828J43	4,350,000.00	US Treasury Note 1.75% Due 2/28/2022	4,350,000.00	38,062.50	4,388,062.50
FEB 2022					5,090,880.31	477,778.92	5,568,659.23
03/05/2022	Interest	06051GHF9	3,250,000.00	Bank of America Corp Callable Note 1X 3/5/2023 3.55% Due 3/5/2024	0.00	57,687.50	57,687.50
03/06/2022	Interest	24422ETG4	1,500,000.00	John Deere Capital Corp Note 2.8% Due 3/6/2023	0.00	21,000.00	21,000.00
03/08/2022	Interest	3130A0XE5	1,000,000.00	FHLB Note 3.25% Due 3/8/2024	0.00	16,250.00	16,250.00
03/08/2022	Interest	3130AB3H7	4,000,000.00	FHLB Note 2.375% Due 3/8/2024	0.00	47,500.00	47,500.00

City of Corona Consolidated

Cash Flow Report



Account #10003

As of March 31, 2021

Payment Date	Transaction Type	CUSIP	Quantity	Security Description	Principal Amount	Income	Total Amount
03/11/2022	Interest	89114QCB2	1,270,000.00	Toronto Dominion Bank Note 3.25% Due 3/11/2024	0.00	20,637.50	20,637.50
03/13/2022	Interest	3130A2UW4	4,000,000.00	FHLB Note 2.875% Due 9/13/2024	0.00	57,500.00	57,500.00
03/14/2022	Interest	4581X0CZ9	3,600,000.00	Inter-American Dev Bank Note 1.75% Due 9/14/2022	0.00	31,500.00	31,500.00
03/15/2022	Interest	084670BR8	2,500,000.00	Berkshire Hathaway Callable Note Cont 1/15/2023 2.75% Due 3/15/2023	0.00	34,375.00	34,375.00
03/15/2022	Interest	91282CBR1	2,900,000.00	US Treasury Note 0.25% Due 3/15/2024	0.00	3,625.00	3,625.00
03/15/2022	Paydown	477870AC3	944,178.74	John Deere Owner Trust 2019-B A3 2.21% Due 12/15/2023	28,309.73	1,172.46	29,482.19
03/15/2022	Paydown	47789JAD8	1,681,187.98	John Deere Owner Trust 2019-A A3 2.91% Due 7/17/2023	99,590.54	1,457.64	101,048.18
03/15/2022	Paydown	58769EAC2	975,000.00	Mercedes-Benz Auto Lease Trust 2020-B A3 0.4% Due 11/15/2023	84,563.12	296.57	84,859.69
03/15/2022	Paydown	89238TAD5	930,404.50	Toyota Auto Receivables Trust 2018-B A3 2.96% Due 9/15/2022	52,299.62	916.24	53,215.86
03/15/2022	Paydown	43813DAC2	980,000.00	Honda Auto Receivables 2020-2 A3 0.82% Due 7/15/2024	24,357.40	487.33	24,844.73
03/15/2022	Paydown	43815NAC8	2,030,000.00	Honda Auto Receivables Trust 2019-3 A3 1.78% Due 8/15/2023	101,174.47	902.84	102,077.31
03/15/2022	Paydown	47787NAC3	740,000.00	John Deere Owner Trust 2020-B A3 0.51% Due 11/15/2024	32,035.51	314.50	32,350.01
03/15/2022	Paydown	47789KAC7	2,065,000.00	John Deere Owner Trust 2020-A A3 1.1% Due 8/15/2024	49,110.34	1,405.79	50,516.13
03/15/2022	Paydown	65479JAD5	2,170,000.00	Nissan Auto Receivables Owner 2019-C A3 1.93% Due 7/15/2024	53,205.57	2,561.37	55,766.94
03/15/2022	Paydown	89236XAC0	1,290,000.00	Toyota Auto Receivables 2020-D A3 0.35% Due 1/15/2025	29,130.64	281.28	29,411.92
03/15/2022	Paydown	89240BAC2	2,825,000.00	Toyota Auto Receivables Owners 2021-A A3 0.26% Due 5/15/2025	0.00	612.08	612.08
03/15/2022	Paydown	44891RAC4	1,640,000.00	Hyundai Auto Receivables Trust 2020-C A3 0.38% Due 5/15/2025	0.00	519.33	519.33

City of Corona Consolidated

Account #10003

Cash Flow Report

As of March 31, 2021



Payment Date	Transaction Type	CUSIP	Quantity	Security Description	Principal Amount	Income	Total Amount
03/15/2022	Paydown	47788EAC2	641,952.95	John Deere Owner Trust 2018-B A3 3.08% Due 11/15/2022	32,318.14	761.15	33,079.29
03/15/2022	Paydown	58770FAC6	1,050,000.00	Mercedes Benz Auto Lease Trust 2020-A A3 1.84% Due 12/15/2022	55,579.58	496.18	56,075.76
03/18/2022	Interest	808513BN4	1,775,000.00	Charles Schwab Corp Callable Note Cont 2/18/2024 0.75% Due 3/18/2024	0.00	6,656.25	6,656.25
03/18/2022	Paydown	43813KAC6	1,625,000.00	Honda Auto Receivables Trust 2020-3 A3 0.37% Due 10/18/2024	77,142.63	501.04	77,643.67
03/19/2022	Paydown	3137BM6P6	3,976,948.08	FHLMC K721 A2 3.09% Due 8/25/2022	279,022.24	574.78	279,597.02
03/20/2022	Paydown	92290BAA9	2,260,000.00	Verizon Owner Trust 2020-B A 0.47% Due 2/20/2025	47,859.00	679.46	48,538.46
03/20/2022	Paydown	92348AAA3	1,390,000.00	Verizon Owner Trust 2019-C A1A 1.94% Due 4/22/2024	35,956.61	1,616.29	37,572.90
03/21/2022	Paydown	43813GAC5	770,000.00	Honda Auto Receivables Trust 2021-1 A3 0.27% Due 4/21/2025	0.00	173.25	173.25
03/23/2022	Interest	3137EAEX3	6,295,000.00	FHLMC Note 0.375% Due 9/23/2025	0.00	11,803.13	11,803.13
03/25/2022	Interest	3137BYPQ7	3,606,517.84	FHLMC K726 A2 2.905% Due 4/25/2024	0.00	8,730.78	8,730.78
03/25/2022	Interest	3137B5JM6	3,850,000.00	FHLMC K034 A2 3.531% Due 7/25/2023	0.00	11,328.63	11,328.63
03/25/2022	Interest	3137B7MZ9	3,750,000.00	FHLMC K036 A2 3.527% Due 10/25/2023	0.00	11,021.87	11,021.87
03/25/2022	Interest	3137BM6P6	3,976,948.08	FHLMC K721 A2 3.09% Due 8/25/2022	0.00	9,424.60	9,424.60
03/25/2022	Paydown	3137B4WB8	3,350,000.00	FHLMC K033 A2 3.06% Due 7/25/2023	0.00	8,542.50	8,542.50
03/31/2022	Interest	91282CAM3	3,200,000.00	US Treasury Note 0.25% Due 9/30/2025	0.00	4,000.00	4,000.00
MAR 2022					1,081,655.14	377,312.34	1,458,967.48
TOTAL					42,635,676.75	5,394,587.45	48,030,264.20

City of Corona Consolidated

Account #10003

Holdings by Maturity

As of March 31, 2021



CUSIP	Security Description	Par Value/Units	Purchase Date Book Yield	Cost Value Book Value	Mkt Price Mkt YTM	Market Value Accrued Int.	% of Port. Gain/Loss	Moody S&P	Term (yrs) Duration
90LAIF\$00	Local Agency Investment Fund State Pool	33,675,532.08	Various 0.35%	33,675,532.08 33,675,532.08	1.00 0.35%	33,675,532.08 25,691.84	9.72% 0.00	NR NR	0.00 0.00
60934N807	Federated Investors Govt Oblig Fund Inst.	187,591.02	Various 0.01%	187,591.02 187,591.02	1.00 0.01%	187,591.02 0.00	0.05% 0.00	Aaa AAA	0.00 0.00
369550BE7	General Dynamics Corp Note 3% Due 5/11/2021	2,970,000.00	Various 3.25%	2,949,150.50 2,949,150.50	100.28 0.50%	2,978,226.90 34,650.00	0.87% 29,076.40	A2 A	0.11 0.11
43815HAC1	Honda Auto Receivables Trust 2018-3 A3 2.95% Due 8/22/2022	616,327.71	08/21/2018 2.98%	616,243.14 616,243.14	100.83 0.28%	621,438.30 505.05	0.18% 5,195.16	Aaa NR	0.13 0.31
857477AV5	State Street Bank Note 1.95% Due 5/19/2021	2,075,000.00	Various 2.04%	2,067,408.60 2,067,408.60	100.21 0.37%	2,079,351.28 14,836.25	0.60% 11,942.68	A1 A	0.13 0.13
313379RB7	FHLB Note 1.875% Due 6/11/2021	1,300,000.00	08/30/2017 1.67%	1,309,802.00 1,309,802.00	100.36 0.03%	1,304,663.10 7,447.92	0.38% (5,138.90)	Aaa AA+	0.20 0.19
3137BDDC7	FHLMC K716 A2 3.13% Due 6/25/2021	717,564.51	09/12/2017 1.92%	746,995.86 746,995.86	100.20 0.27%	719,028.37 374.33	0.21% (27,967.49)	Aaa AA+	0.22 0.15
594918BP8	Microsoft Callable Note Cont 7/8/2021 1.55% Due 8/8/2021	1,875,000.00	Various 1.57%	1,872,774.45 1,872,774.45	100.36 0.20%	1,881,825.00 4,278.65	0.54% 9,050.55	Aaa AAA	0.27 0.27
3137BFDQ1	FHLMC K717 A2 2.991% Due 9/25/2021	2,009,655.68	Various 2.61%	2,030,361.77 2,030,361.77	100.69 0.34%	2,023,544.68 5,009.07	0.59% (6,817.09)	NR NR	0.28 0.34
3130A8QS5	FHLB Note 1.125% Due 7/14/2021	2,900,000.00	10/04/2016 1.33%	2,873,204.00 2,873,204.00	100.31 0.04%	2,908,975.50 6,978.13	0.84% 35,771.50	Aaa AA+	0.29 0.29
3137EAEC9	FHLMC Note 1.125% Due 8/12/2021	2,375,000.00	09/26/2016 1.28%	2,357,520.00 2,357,520.00	100.39 0.05%	2,384,262.50 3,636.72	0.69% 26,742.50	Aaa AA+	0.37 0.36
68389XBK0	Oracle Corp Callable Note Cont 8/15/2021 1.9% Due 9/15/2021	3,325,000.00	Various 2.44%	3,255,728.25 3,255,728.25	100.59 0.32%	3,344,484.50 2,807.77	0.97% 88,756.25	Baa2 A	0.38 0.37
3130AF5B9	FHLB Note 3% Due 10/12/2021	2,500,000.00	11/29/2018 2.91%	2,506,300.00 2,506,300.00	101.56 0.06%	2,539,005.00 35,208.33	0.74% 32,705.00	Aaa AA+	0.53 0.52
43815NAC8	Honda Auto Receivables Trust 2019-3 A3 1.78% Due 8/15/2023	2,030,000.00	08/20/2019 1.79%	2,029,983.15 2,029,983.15	101.25 0.27%	2,055,444.02 1,605.96	0.59% 25,460.87	Aaa AAA	0.66 0.83
47789JAD8	John Deere Owner Trust 2019-A A3 2.91% Due 7/17/2023	1,681,187.98	08/27/2019 1.90%	1,716,190.84 1,716,190.84	101.41 0.31%	1,704,912.90 2,174.34	0.49% (11,277.94)	Aaa NR	0.72 0.54

City of Corona Consolidated

Account #10003

Holdings by Maturity

As of March 31, 2021



CUSIP	Security Description	Par Value/Units	Purchase Date Book Yield	Cost Value Book Value	Mkt Price Mkt YTM	Market Value Accrued Int.	% of Port. Gain/Loss	Moody S&P	Term (yrs) Duration
58770FAC6	Mercedes Benz Auto Lease Trust 2020-A A3 1.84% Due 12/15/2022	1,050,000.00	01/21/2020 1.85%	1,049,861.61 1,049,861.61	101.07 0.27%	1,061,265.45 858.67	0.31% 11,403.84	Aaa AAA	0.73 0.68
89238TAD5	Toyota Auto Receivables Trust 2018-B A3 2.96% Due 9/15/2022	930,404.50	07/25/2019 2.31%	940,253.70 940,253.70	100.69 0.35%	936,825.23 1,224.00	0.27% (3,428.47)	Aaa AAA	0.76 0.27
89236TDP7	Toyota Motor Credit Corp Note 2.6% Due 1/11/2022	3,100,000.00	Various 3.18%	3,038,938.00 3,038,938.00	101.79 0.29%	3,155,555.10 17,911.11	0.92% 116,617.10	A1 A+	0.78 0.77
48128BAB7	JP Morgan Chase & Co Callable Note 1X 1/15/2022 2.972% Due 1/15/2023	3,250,000.00	Various 3.11%	3,228,657.50 3,228,657.50	102.01 0.41%	3,315,406.25 20,391.23	0.96% 86,748.75	A2 A-	0.79 0.78
4581X0CW6	Inter-American Dev Bank Note 2.125% Due 1/18/2022	4,000,000.00	11/03/2017 2.07%	4,008,600.00 4,008,600.00	101.51 0.23%	4,060,396.00 17,236.11	1.18% 51,796.00	Aaa NR	0.80 0.79
47788EAC2	John Deere Owner Trust 2018-B A3 3.08% Due 11/15/2022	641,952.95	07/18/2018 3.10%	641,904.30 641,904.30	100.73 0.19%	646,656.54 878.76	0.19% 4,752.24	Aaa NR	0.85 0.26
912828J43	US Treasury Note 1.75% Due 2/28/2022	4,350,000.00	03/13/2017 2.14%	4,271,340.74 4,271,340.74	101.52 0.09%	4,415,928.60 6,619.57	1.28% 144,587.86	Aaa AA+	0.92 0.91
69353RFE3	PNC Bank Callable Note Cont 6/28/2022 2.45% Due 7/28/2022	3,050,000.00	07/25/2017 2.45%	3,049,725.50 3,049,725.50	102.59 0.36%	3,128,946.20 13,076.88	0.91% 79,220.70	A2 A	1.24 1.23
912828XG0	US Treasury Note 2.125% Due 6/30/2022	4,000,000.00	08/15/2017 1.82%	4,056,732.15 4,056,732.15	102.51 0.12%	4,100,312.00 21,367.40	1.19% 43,579.85	Aaa AA+	1.25 1.24
3137BM6P6	FHLMC K721 A2 3.09% Due 8/25/2022	3,976,948.08	Various 2.22%	4,116,614.22 4,116,614.22	102.65 0.66%	4,082,384.89 10,240.64	1.18% (34,229.33)	Aaa NR	1.27 1.16
58769EAC2	Mercedes-Benz Auto Lease Trust 2020-B A3 0.4% Due 11/15/2023	975,000.00	09/15/2020 0.40%	974,950.57 974,950.57	100.18 0.27%	976,709.18 173.33	0.28% 1,758.61	NR AAA	1.32 1.40
477870AC3	John Deere Owner Trust 2019-B A3 2.21% Due 12/15/2023	944,178.74	07/16/2019 2.23%	943,978.29 943,978.29	101.35 0.27%	956,904.38 927.39	0.28% 12,926.09	Aaa NR	1.39 0.69
912828L24	US Treasury Note 1.875% Due 8/31/2022	4,500,000.00	10/17/2017 1.98%	4,478,906.25 4,478,906.25	102.46 0.13%	4,610,740.50 7,336.96	1.33% 131,834.25	Aaa AA+	1.42 1.40
4581X0CZ9	Inter-American Dev Bank Note 1.75% Due 9/14/2022	3,600,000.00	Various 2.30%	3,512,573.00 3,512,573.00	102.20 0.23%	3,679,128.00 2,975.00	1.06% 166,555.00	Aaa AAA	1.46 1.44
92348AAA3	Verizon Owner Trust 2019-C A1A 1.94% Due 4/22/2024	1,390,000.00	10/01/2019 1.95%	1,389,892.83 1,389,892.83	101.72 0.31%	1,413,913.56 823.96	0.41% 24,020.73	NR AAA	1.62 1.05

City of Corona Consolidated

Holdings by Maturity



Account #10003

As of March 31, 2021

CUSIP	Security Description	Par Value/Units	Purchase Date Book Yield	Cost Value Book Value	Mkt Price Mkt YTM	Market Value Accrued Int.	% of Port. Gain/Loss	Moody S&P	Term (yrs) Duration
43813DAC2	Honda Auto Receivables 2020-2 A3 0.82% Due 7/15/2024	980,000.00	05/18/2020 0.83%	979,922.87 979,922.87	100.67 0.36%	986,550.32 357.16	0.28% 6,627.45	Aaa AAA	1.68 1.45
65479JAD5	Nissan Auto Receivables Owner 2019-C A3 1.93% Due 7/15/2024	2,170,000.00	10/16/2019 1.94%	2,169,885.42 2,169,885.42	101.81 0.30%	2,209,331.25 1,861.38	0.64% 39,445.83	Aaa AAA	1.69 1.11
808513AT2	Charles Schwab Corp Callable Note Cont 12/25/2022 2.65% Due 1/25/2023	2,250,000.00	Various 2.32%	2,273,392.50 2,273,392.50	103.95 0.36%	2,338,942.50 10,931.25	0.68% 65,550.00	A2 A	1.74 1.70
47789KAC7	John Deere Owner Trust 2020-A A3 1.1% Due 8/15/2024	2,065,000.00	Various 1.00%	2,069,450.34 2,069,450.34	100.87 0.41%	2,082,942.79 1,009.55	0.60% 13,492.45	Aaa NR	1.74 1.25
912828N30	US Treasury Note 2.125% Due 12/31/2022	4,800,000.00	01/25/2018 2.46%	4,725,375.00 4,725,375.00	103.43 0.16%	4,964,625.60 25,640.88	1.44% 239,250.60	Aaa AA+	1.75 1.72
084670BR8	Berkshire Hathaway Callable Note Cont 1/15/2023 2.75% Due 3/15/2023	2,500,000.00	11/26/2018 3.51%	2,425,225.00 2,425,225.00	104.48 0.24%	2,612,020.00 3,055.56	0.75% 186,795.00	Aa2 AA	1.79 1.76
43813KAC6	Honda Auto Receivables Trust 2020-3 A3 0.37% Due 10/18/2024	1,625,000.00	09/22/2020 0.38%	1,624,761.29 1,624,761.29	100.03 0.35%	1,625,544.38 217.12	0.47% 783.09	NR AAA	1.80 1.78
3135G0T94	FNMA Note 2.375% Due 1/19/2023	5,500,000.00	04/11/2018 2.71%	5,418,930.00 5,418,930.00	103.98 0.16%	5,718,845.00 26,125.00	1.66% 299,915.00	Aaa AA+	1.81 1.76
47787NAC3	John Deere Owner Trust 2020-B A3 0.51% Due 11/15/2024	740,000.00	07/14/2020 0.52%	739,887.22 739,887.22	100.22 0.36%	741,641.32 167.73	0.21% 1,754.10	Aaa NR	1.88 1.46
06051GHF9	Bank of America Corp Callable Note 1X 3/5/2023 3.55% Due 3/5/2024	3,250,000.00	Various 2.93%	3,273,420.00 3,273,420.00	105.51 0.67%	3,429,058.75 8,332.64	0.99% 155,638.75	A2 A-	1.93 1.87
24422ETG4	John Deere Capital Corp Note 2.8% Due 3/6/2023	1,500,000.00	Various 3.52%	1,454,530.00 1,454,530.00	104.70 0.35%	1,570,527.00 2,916.66	0.45% 115,997.00	A2 A	1.93 1.89
92290BAA9	Verizon Owner Trust 2020-B A 0.47% Due 2/20/2025	2,260,000.00	08/04/2020 0.48%	2,259,525.40 2,259,525.40	100.26 0.33%	2,265,821.76 324.56	0.65% 6,296.36	Aaa NR	1.98 1.83
166764AH3	Chevron Corp Callable Note Cont 3/24/2023 3.191% Due 6/24/2023	3,000,000.00	Various 3.33%	2,982,300.00 2,982,300.00	105.40 0.45%	3,162,048.00 25,793.91	0.92% 179,748.00	Aa2 AA-	1.98 1.92
44891RAC4	Hyundai Auto Receivables Trust 2020-C A3 0.38% Due 5/15/2025	1,640,000.00	10/20/2020 0.39%	1,639,622.31 1,639,622.31	99.96 0.40%	1,639,371.88 276.98	0.47% (250.43)	NR AAA	2.04 2.15

City of Corona Consolidated

Holdings by Maturity



Account #10003

As of March 31, 2021

CUSIP	Security Description	Par Value/Units	Purchase Date Book Yield	Cost Value Book Value	Mkt Price Mkt YTM	Market Value Accrued Int.	% of Port. Gain/Loss	Moody S&P	Term (yrs) Duration
037833AK6	Apple Inc Note 2.4% Due 5/3/2023	2,215,000.00	11/28/2018 3.54%	2,112,644.85 2,112,644.85	104.47 0.26%	2,313,915.26 21,854.67	0.67% 201,270.41	Aa1 AA+	2.09 2.03
3137EAER6	FHLMC Note 0.375% Due 5/5/2023	2,900,000.00	05/05/2020 0.39%	2,898,782.00 2,898,782.00	100.43 0.17%	2,912,348.20 4,410.42	0.84% 13,566.20	Aaa AA+	2.10 2.08
3137B4WB8	FHLMC K033 A2 3.06% Due 7/25/2023	3,350,000.00	07/23/2019 2.18%	3,458,875.00 3,458,875.00	105.49 0.45%	3,533,804.45 1,708.50	1.02% 74,929.45	Aaa NR	2.11 2.12
404280BS7	HSBC Holdings PLC Callable Note 1X 5/18/2023 3.95% Due 5/18/2024	2,750,000.00	Various 2.19%	2,887,177.50 2,887,177.50	106.72 0.76%	2,934,844.00 40,130.90	0.86% 47,666.50	A2 A-	2.13 2.03
404280BA6	HSBC Holdings PLC Note 3.6% Due 5/25/2023	1,200,000.00	05/15/2019 2.97%	1,228,680.00 1,228,680.00	106.41 0.59%	1,276,952.40 15,120.00	0.37% 48,272.40	A2 A-	2.15 2.06
931142EK5	Wal-Mart Stores Callable Note Cont 5/26/2023 3.4% Due 6/26/2023	2,000,000.00	05/08/2019 2.67%	2,056,900.00 2,056,900.00	106.65 0.30%	2,133,074.00 17,944.44	0.62% 76,174.00	Aa2 AA	2.15 2.08
3137EAEN5	FHLMC Note 2.75% Due 6/19/2023	4,550,000.00	Various 2.86%	4,527,967.50 4,527,967.50	105.61 0.21%	4,805,191.30 35,452.09	1.40% 277,223.80	Aaa AA+	2.22 2.15
02665WCJ8	American Honda Finance Note 3.45% Due 7/14/2023	930,000.00	07/11/2018 3.49%	928,391.10 928,391.10	106.66 0.52%	991,899.87 6,862.63	0.29% 63,508.77	A3 A-	2.29 2.20
3137B5JM6	FHLMC K034 A2 3.531% Due 7/25/2023	3,850,000.00	08/28/2018 3.03%	3,931,662.11 3,931,662.11	106.58 0.45%	4,103,256.85 11,328.63	1.19% 171,594.74	NR NR	2.30 2.14
89114QC48	Toronto Dominion Bank Note 3.5% Due 7/19/2023	1,910,000.00	07/27/2018 3.56%	1,904,461.00 1,904,461.00	107.06 0.41%	2,044,939.59 13,370.00	0.59% 140,478.59	Aa1 AA-	2.30 2.21
69371RP59	Paccar Financial Corp Note 3.4% Due 8/9/2023	2,300,000.00	08/06/2018 3.41%	2,299,057.00 2,299,057.00	106.43 0.64%	2,447,963.60 11,295.56	0.71% 148,906.60	A1 A+	2.36 2.27
06406RAJ6	Bank of NY Mellon Corp Note 3.45% Due 8/11/2023	3,254,000.00	05/16/2019 2.79%	3,339,580.20 3,339,580.20	106.98 0.47%	3,481,025.07 15,592.08	1.01% 141,444.87	A1 A	2.36 2.28
3137B7MZ9	FHLMC K036 A2 3.527% Due 10/25/2023	3,750,000.00	Various 2.97%	3,837,910.16 3,837,910.16	107.09 0.50%	4,015,818.75 2,204.38	1.16% 177,908.59	Aaa NR	2.37 2.34
02665WCQ2	American Honda Finance Note 3.625% Due 10/10/2023	2,260,000.00	10/03/2018 3.64%	2,258,146.80 2,258,146.80	107.38 0.67%	2,426,720.20 38,914.38	0.71% 168,573.40	A3 A-	2.53 2.39
912828T91	US Treasury Note 1.625% Due 10/31/2023	5,000,000.00	05/29/2019 2.05%	4,909,960.94 4,909,960.94	103.51 0.26%	5,175,585.00 34,116.02	1.50% 265,624.06	Aaa AA+	2.59 2.52
3130A0F70	FHLB Note 3.375% Due 12/8/2023	3,500,000.00	01/16/2019 2.73%	3,602,165.00 3,602,165.00	108.14 0.33%	3,785,012.00 37,078.13	1.10% 182,847.00	Aaa AA+	2.69 2.57

City of Corona Consolidated

Holdings by Maturity



Account #10003

As of March 31, 2021

CUSIP	Security Description	Par Value/Units	Purchase Date Book Yield	Cost Value Book Value	Mkt Price Mkt YTM	Market Value Accrued Int.	% of Port. Gain/Loss	Moody S&P	Term (yrs) Duration
912828V23	US Treasury Note 2.25% Due 12/31/2023	4,500,000.00	06/21/2019 1.80%	4,588,417.97 4,588,417.97	105.33 0.30%	4,739,764.50 25,452.35	1.37% 151,346.53	Aaa AA+	2.75 2.67
24422EVN6	John Deere Capital Corp Note 0.45% Due 1/17/2024	2,140,000.00	03/01/2021 0.47%	2,138,480.60 2,138,480.60	99.95 0.47%	2,138,930.00 722.25	0.62% 449.40	A2 A	2.80 2.77
912828B66	US Treasury Note 2.75% Due 2/15/2024	5,000,000.00	Various 2.21%	5,121,796.88 5,121,796.88	106.93 0.33%	5,346,485.00 17,092.54	1.55% 224,688.12	Aaa AA+	2.88 2.78
3137BYPQ7	FHLMC K726 A2 2.905% Due 4/25/2024	3,606,517.84	04/22/2019 2.72%	3,632,298.81 3,632,298.81	105.83 0.74%	3,816,835.53 8,730.78	1.10% 184,536.72	NR AAA	2.89 2.70
808513BN4	Charles Schwab Corp Callable Note Cont 2/18/2024 0.75% Due 3/18/2024	1,775,000.00	03/16/2021 0.77%	1,774,112.50 1,774,112.50	100.51 0.57%	1,784,077.35 480.73	0.51% 9,964.85	A2 A	2.89 2.85
3130A0XE5	FHLB Note 3.25% Due 3/8/2024	1,000,000.00	03/28/2019 2.27%	1,045,410.00 1,045,410.00	108.35 0.39%	1,083,477.00 2,076.39	0.31% 38,067.00	Aaa AA+	2.94 2.82
3130AB3H7	FHLB Note 2.375% Due 3/8/2024	4,000,000.00	04/29/2019 2.37%	4,000,280.00 4,000,280.00	106.10 0.29%	4,243,956.00 6,069.44	1.23% 243,676.00	Aaa AA+	2.94 2.85
89114QCB2	Toronto Dominion Bank Note 3.25% Due 3/11/2024	1,270,000.00	03/26/2019 2.97%	1,286,078.20 1,286,078.20	107.56 0.65%	1,366,001.84 2,293.06	0.39% 79,923.64	Aa3 A	2.95 2.82
91282CBR1	US Treasury Note 0.25% Due 3/15/2024	2,900,000.00	03/30/2021 0.33%	2,892,976.56 2,892,976.56	99.73 0.34%	2,892,071.40 334.92	0.83% (905.16)	Aaa AA+	2.96 2.94
912828X70	US Treasury Note 2% Due 4/30/2024	4,800,000.00	Various 1.84%	4,833,281.25 4,833,281.25	104.94 0.39%	5,037,000.00 40,309.40	1.46% 203,718.75	Aaa AA+	3.08 2.98
3130A1XJ2	FHLB Note 2.875% Due 6/14/2024	5,500,000.00	Various 1.95%	5,740,000.40 5,740,000.40	107.79 0.42%	5,928,224.51 46,998.26	1.72% 188,224.11	Aaa AA+	3.21 3.06
912828XX3	US Treasury Note 2% Due 6/30/2024	4,900,000.00	Various 1.81%	4,942,253.91 4,942,253.91	105.05 0.43%	5,147,298.10 24,635.36	1.49% 205,044.19	Aaa AA+	3.25 3.15
69371RQ25	Paccar Financial Corp Note 2.15% Due 8/15/2024	715,000.00	08/08/2019 2.20%	713,419.85 713,419.85	104.84 0.69%	749,627.45 1,964.26	0.22% 36,207.60	A1 A+	3.38 3.25
912828D56	US Treasury Note 2.375% Due 8/15/2024	5,000,000.00	12/12/2019 1.75%	5,140,234.38 5,140,234.38	106.40 0.46%	5,319,920.00 14,761.74	1.54% 179,685.62	Aaa AA+	3.38 3.25
3130A2UW4	FHLB Note 2.875% Due 9/13/2024	4,000,000.00	09/13/2019 1.79%	4,206,760.00 4,206,760.00	108.04 0.52%	4,321,468.00 5,750.00	1.25% 114,708.00	Aaa AA+	3.46 3.30
13063DRK6	California State Taxable GO 2.4% Due 10/1/2024	3,385,000.00	10/16/2019 1.91%	3,462,753.45 3,462,753.45	105.98 0.67%	3,587,423.00 40,620.00	1.05% 124,669.55	Aa2 AA-	3.51 3.33
3135G0W66	FNMA Note 1.625% Due 10/15/2024	4,080,000.00	Various 1.27%	4,143,283.20 4,143,283.20	103.89 0.52%	4,238,544.72 30,571.67	1.23% 95,261.52	Aaa AA+	3.55 3.42

City of Corona Consolidated

Holdings by Maturity



Account #10003

As of March 31, 2021

CUSIP	Security Description	Par Value/Units	Purchase Date Book Yield	Cost Value Book Value	Mkt Price Mkt YTM	Market Value Accrued Int.	% of Port. Gain/Loss	Moody S&P	Term (yrs) Duration
9128283D0	US Treasury Note 2.25% Due 10/31/2024	4,000,000.00	11/07/2019 1.77%	4,090,468.75 4,090,468.75	106.06 0.54%	4,242,500.00 37,790.06	1.23% 152,031.25	Aaa AA+	3.59 3.43
78015K7C2	Royal Bank of Canada Note 2.25% Due 11/1/2024	3,600,000.00	12/05/2019 2.26%	3,598,128.00 3,598,128.00	104.89 0.86%	3,776,018.40 33,750.00	1.10% 177,890.40	A2 A	3.59 3.42
14913Q3B3	Caterpillar Finl Service Note 2.15% Due 11/8/2024	2,593,000.00	Various 1.88%	2,624,484.21 2,624,484.21	104.64 0.84%	2,713,185.55 22,144.94	0.79% 88,701.34	A3 A	3.61 3.45
90331HPL1	US Bank NA Callable Note Cont 12/21/2024 2.05% Due 1/21/2025	4,145,000.00	01/16/2020 2.10%	4,136,171.15 4,136,171.15	103.68 1.04%	4,297,341.19 16,522.43	1.24% 161,170.04	A1 AA-	3.73 3.58
3135G0X24	FNMA Note 1.625% Due 1/7/2025	4,220,000.00	Various 1.30%	4,282,878.20 4,282,878.20	103.84 0.59%	4,381,866.54 16,000.83	1.27% 98,988.34	Aaa AA+	3.78 3.65
89236XAC0	Toyota Auto Receivables 2020-D A3 0.35% Due 1/15/2025	1,290,000.00	10/06/2020 0.36%	1,289,759.67 1,289,759.67	99.98 0.36%	1,289,759.67 200.67	0.37% 0.00	NR AAA	3.80 1.67
3137EAEPO	FHLMC Note 1.5% Due 2/12/2025	6,575,000.00	02/13/2020 1.52%	6,569,937.25 6,569,937.25	103.34 0.62%	6,794,486.65 13,423.96	1.96% 224,549.40	Aaa AA+	3.87 3.75
912828ZC7	US Treasury Note 1.125% Due 2/28/2025	7,000,000.00	03/18/2020 0.81%	7,108,007.81 7,108,007.81	101.84 0.65%	7,128,786.00 6,847.83	2.06% 20,778.19	Aaa AA+	3.92 3.83
43813GAC5	Honda Auto Receivables Trust 2021-1 A3 0.27% Due 4/21/2025	770,000.00	02/17/2021 0.27%	769,985.91 769,985.91	99.85 0.35%	768,828.83 57.75	0.22% (1,157.08)	Aaa NR	4.06 2.01
3135G03U5	FNMA Note 0.625% Due 4/22/2025	5,270,000.00	04/22/2020 0.67%	5,259,143.80 5,259,143.80	99.71 0.70%	5,254,722.27 14,547.40	1.52% (4,421.53)	Aaa AA+	4.06 3.99
89240BAC2	Toyota Auto Receivables Owners 2021- A A3 0.26% Due 5/15/2025	2,825,000.00	02/02/2021 0.27%	2,824,475.68 2,824,475.68	99.78 0.49%	2,818,734.15 326.44	0.81% (5,741.53)	Aaa NR	4.13 0.97
3135G04Z3	FNMA Note 0.5% Due 6/17/2025	6,200,000.00	Various 0.51%	6,196,731.90 6,196,731.90	99.00 0.74%	6,138,136.40 8,955.55	1.77% (58,595.50)	Aaa AA+	4.22 4.15
3137EAEU9	FHLMC Note 0.375% Due 7/21/2025	6,300,000.00	Various 0.45%	6,277,899.60 6,277,899.60	98.38 0.76%	6,197,851.80 4,593.75	1.79% (80,047.80)	Aaa AA+	4.31 4.26
91282CAB7	US Treasury Note 0.25% Due 7/31/2025	6,000,000.00	03/12/2021 0.72%	5,879,062.50 5,879,062.50	97.78 0.77%	5,866,638.00 2,486.19	1.69% (12,424.50)	Aaa AA+	4.34 4.30
3135G05X7	FNMA Note 0.375% Due 8/25/2025	6,285,000.00	Various 0.46%	6,260,439.20 6,260,439.20	98.16 0.80%	6,169,249.16 2,356.88	1.78% (91,190.04)	Aaa AA+	4.41 4.35
3137EAEEX3	FHLMC Note 0.375% Due 9/23/2025	6,295,000.00	Various 0.44%	6,276,346.05 6,276,346.05	98.11 0.81%	6,176,043.39 524.59	1.78% (100,302.66)	Aaa AA+	4.48 4.43

City of Corona Consolidated

Account #10003

Holdings by Maturity

As of March 31, 2021



CUSIP	Security Description	Par Value/Units	Purchase Date Book Yield	Cost Value Book Value	Mkt Price Mkt YTM	Market Value Accrued Int.	% of Port. Gain/Loss	Moody S&P	Term (yrs) Duration
91282CAM3	US Treasury Note 0.25% Due 9/30/2025	3,200,000.00	03/29/2021 0.74%	3,130,375.00 3,130,375.00	97.49 0.82%	3,119,750.40 21.86	0.90% (10,624.60)	Aaa AA+	4.50 4.46
459058JL8	Intl. Bank Recon & Development Note 0.5% Due 10/28/2025	6,300,000.00	Various 0.59%	6,272,360.85 6,272,360.85	98.13 0.92%	6,182,246.71 13,387.51	1.79% (90,114.14)	Aaa AAA	4.58 4.50
91282CAT8	US Treasury Note 0.25% Due 10/31/2025	6,000,000.00	02/19/2021 0.53%	5,923,125.00 5,923,125.00	97.33 0.85%	5,839,686.00 6,298.34	1.69% (83,439.00)	Aaa AA+	4.59 4.54
3135G06G3	FNMA Note 0.5% Due 11/7/2025	6,300,000.00	Various 0.57%	6,279,895.00 6,279,895.00	98.44 0.85%	6,201,411.31 12,162.50	1.79% (78,483.69)	Aaa AA+	4.61 4.52
91282CAZ4	US Treasury Note 0.375% Due 11/30/2025	3,800,000.00	03/26/2021 0.77%	3,731,867.19 3,731,867.19	97.77 0.86%	3,715,241.00 4,776.10	1.07% (16,626.19)	Aaa AA+	4.67 4.61
TOTAL PORTFOLIO		337,534,861.09	1.62%	338,559,683.51	0.47%	345,492,565.94 1,167,677.31	100.00% 6,932,882.43	Aa1 AA	2.43 2.32
TOTAL MARKET VALUE PLUS ACCRUED						346,660,243.25			

City of Corona Consolidated

Account #10003

Issuer Report

As of March 31, 2021



Issue Name	Par	Cost	Market Value	MVACC	% Portfolio
Government of United States	\$79,750,000.00	\$79,824,182.28	\$81,662,332.10	\$81,938,219.62	23.64%
Federal Home Loan Mortgage Corp	\$50,255,686.11	\$50,663,170.33	\$51,564,857.36	\$51,666,495.22	14.90%
Federal National Mortgage Association	\$37,855,000.00	\$37,841,301.30	\$38,102,775.40	\$38,213,495.23	11.02%
Local Agency Investment Fund	\$33,675,532.08	\$33,675,532.08	\$33,675,532.08	\$33,701,223.92	9.72%
Federal Home Loan Bank	\$24,700,000.00	\$25,283,921.40	\$26,114,781.11	\$26,262,387.71	7.58%
Inter-American Dev Bank	\$7,600,000.00	\$7,521,173.00	\$7,739,524.00	\$7,759,735.11	2.24%
Intl Bank Recon and Development	\$6,300,000.00	\$6,272,360.85	\$6,182,246.71	\$6,195,634.22	1.79%
John Deere ABS	\$6,072,319.67	\$6,111,410.99	\$6,133,057.93	\$6,138,215.70	1.77%
Honda ABS	\$6,021,327.71	\$6,020,896.36	\$6,057,805.85	\$6,060,548.89	1.75%
Toyota ABS	\$5,045,404.50	\$5,054,489.05	\$5,045,319.05	\$5,047,070.16	1.46%
US Bancorp	\$4,145,000.00	\$4,136,171.15	\$4,297,341.19	\$4,313,863.62	1.24%
HSBC Holdings PLC	\$3,950,000.00	\$4,115,857.50	\$4,211,796.40	\$4,267,047.30	1.23%
Charles Schwab Corp/The	\$4,025,000.00	\$4,047,505.00	\$4,123,019.85	\$4,134,431.83	1.19%
Royal Bank of Canada	\$3,600,000.00	\$3,598,128.00	\$3,776,018.40	\$3,809,768.40	1.10%
Deere & Company	\$3,640,000.00	\$3,593,010.60	\$3,709,457.00	\$3,713,095.91	1.07%
Verizon Owner Trust	\$3,650,000.00	\$3,649,418.23	\$3,679,735.32	\$3,680,883.84	1.06%
State of California	\$3,385,000.00	\$3,462,753.45	\$3,587,423.00	\$3,628,043.00	1.05%
Bank of New York	\$3,254,000.00	\$3,339,580.20	\$3,481,025.07	\$3,496,617.15	1.01%
Honda Motor Corporation	\$3,190,000.00	\$3,186,537.90	\$3,418,620.07	\$3,464,397.08	1.00%
Bank of America Corp	\$3,250,000.00	\$3,273,420.00	\$3,429,058.75	\$3,437,391.39	0.99%
Toronto Dominion Holdings	\$3,180,000.00	\$3,190,539.20	\$3,410,941.43	\$3,426,604.49	0.99%
Oracle Corp	\$3,325,000.00	\$3,255,728.25	\$3,344,484.50	\$3,347,292.27	0.97%
JP Morgan Chase & Co	\$3,250,000.00	\$3,228,657.50	\$3,315,406.25	\$3,335,797.48	0.96%
Paccar Financial	\$3,015,000.00	\$3,012,476.85	\$3,197,591.05	\$3,210,850.87	0.93%
ChevronTexaco Corp	\$3,000,000.00	\$2,982,300.00	\$3,162,048.00	\$3,187,841.91	0.92%
Toyota Motor Corp	\$3,100,000.00	\$3,038,938.00	\$3,155,555.10	\$3,173,466.21	0.92%
PNC Financial Services Group	\$3,050,000.00	\$3,049,725.50	\$3,128,946.20	\$3,142,023.08	0.91%
General Dynamics Corp	\$2,970,000.00	\$2,949,150.50	\$2,978,226.90	\$3,012,876.90	0.87%
Caterpillar Inc	\$2,593,000.00	\$2,624,484.21	\$2,713,185.55	\$2,735,330.49	0.79%
Berkshire Hathaway	\$2,500,000.00	\$2,425,225.00	\$2,612,020.00	\$2,615,075.56	0.75%

City of Corona Consolidated

Account #10003

Issuer Report

As of March 31, 2021



Issue Name	Par	Cost	Market Value	MVACC	% Portfolio
Apple Inc	\$2,215,000.00	\$2,112,644.85	\$2,313,915.26	\$2,335,769.93	0.67%
Nissan ABS	\$2,170,000.00	\$2,169,885.42	\$2,209,331.25	\$2,211,192.63	0.64%
Wal-Mart Stores	\$2,000,000.00	\$2,056,900.00	\$2,133,074.00	\$2,151,018.44	0.62%
State Street Bank	\$2,075,000.00	\$2,067,408.60	\$2,079,351.28	\$2,094,187.53	0.60%
Mercedes-Benz Auto Lease Trust	\$2,025,000.00	\$2,024,812.18	\$2,037,974.63	\$2,039,006.63	0.59%
Microsoft	\$1,875,000.00	\$1,872,774.45	\$1,881,825.00	\$1,886,103.65	0.54%
Hyundai Auot Receivables	\$1,640,000.00	\$1,639,622.31	\$1,639,371.88	\$1,639,648.86	0.47%
Federated Govt Obligation Money Market Fund	\$187,591.02	\$187,591.02	\$187,591.02	\$187,591.02	0.05%
TOTAL	\$337,534,861.09	\$338,559,683.51	\$345,492,565.94	\$346,660,243.25	100.00%



Chandler Asset Management, Inc. ("Chandler") is an SEC registered investment adviser. For additional information about our firm, please see our current disclosures (Form ADV). To obtain a copy of our current disclosures, you may contact your client service representative by calling the number on the front of this statement or you may visit our website at www.chandlerasset.com.

Information contained in this monthly statement is confidential and is provided for informational purposes only and should not be construed as specific investment or legal advice. The information contained herein was obtained from sources believed to be reliable as of the date of this statement, but may become outdated or superseded at any time without notice.

Custody: Your qualified custodian bank maintains control of all assets reflected in this statement and we urge you to compare this statement to the one you receive from your qualified custodian. Chandler does not have any authority to withdraw or deposit funds from/to the custodian account.

Valuation: Prices are provided by IDC, an independent pricing source. In the event IDC does not provide a price or if the price provided is not reflective of fair market value, Chandler will obtain pricing from an alternative approved third party pricing source in accordance with our written valuation policy and procedures. Our valuation procedures are also disclosed in Item 5 of our Form ADV Part 2A.

Performance: Performance results are presented gross-of-advisory fees and represent the client's Total Return. The deduction of advisory fees lowers performance results. These results include the reinvestment of dividends and other earnings. Past performance may not be indicative of future results. Therefore, clients should not assume that future performance of any specific investment or investment strategy will be profitable or equal to past performance levels. All investment strategies have the potential for profit or loss. Economic factors, market conditions or changes in investment strategies, contributions or withdrawals may materially alter the performance and results of your portfolio.

Source ice Data Indices, LLC ("ICE"), used with permission. ICE PERMITS USE OF THE ICE INDICES AND RELATED DATA ON AN "AS IS" BASIS; ICE, ITS AFFILIATES AND THEIR RESPECTIVE THIRD PARTY SUPPLIERS DISCLAIM ANY AND ALL WARRANTIES AND REPRESENTATIONS, EXPRESS AND/OR IMPLIED, INCLUDING ANY WARRANTIES OF MERCHANTABILITY OR FITNESS FOR A PARTICULAR PURPOSE OR USE, INCLUDING THE INDICES, INDEX DATA AND ANY DATA INCLUDED IN, RELATED TO, OR DERIVED THEREFROM. NEITHER ICE DATA, ITS AFFILIATES OR THEIR RESPECTIVE THIRD PARTY PROVIDERS GUARANTEE THE QUALITY, ADEQUACY, ACCURACY, TIMELINESS OR COMPLETENESS OF THE INDICES OR THE INDEX DATA OR ANY COMPONENT THEREOF, AND THE INDICES AND INDEX DATA AND ALL COMPONENTS THEREOF ARE PROVIDED ON AN "AS IS" BASIS AND LICENSEE'S USE IS AT LICENSEE'S OWN RISK. ICE DATA, ITS AFFILIATES AND THEIR RESPECTIVE THIRD PARTY DO NOT SPONSOR, ENDORSE, OR RECOMMEND CHANDLER, OR ANY OF ITS PRODUCTS OR SERVICES.

Index returns assume reinvestment of all distributions. Historical performance results for investment indexes generally do not reflect the deduction of transaction and/or custodial charges or the deduction of an investment management fee, the incurrence of which would have the effect of decreasing historical performance results. It is not possible to invest directly in an index.

Ratings: Ratings information have been provided by Moody's, S&P and Fitch through data feeds we believe to be reliable as of the date of this statement, however we cannot guarantee its accuracy.

Security level ratings for U.S. Agency issued mortgage-backed securities ("MBS") reflect the issuer rating because the securities themselves are not rated. The issuing U.S. Agency guarantees the full and timely payment of both principal and interest and carries a AA+/Aaa/AAA by S&P, Moody's and Fitch respectively.



Benchmark Index	Disclosure
ICE BAML 1-5 Year US Treasury/Agency Index	The ICE BAML 1-5 Year US Treasury & Agency Index tracks the performance of US dollar denominated US Treasury and nonsubordinated US agency debt issued in the US domestic market. Qualifying securities must have an investment grade rating (based on an average of Moody's, S&P and Fitch). Qualifying securities must have at least one year remaining term to final maturity and less than five years remaining term to final maturity, at least 18 months to maturity at time of issuance, a fixed coupon schedule and a minimum amount outstanding of \$1 billion for sovereigns and \$250 million for agencies. (Index: GVA0. Please visit www.mlindex.ml.com for more information)

Portfolio Performance

March 31, 2021

Date	City of Corona	City of Corona Internal Account	City of Corona Consolidated Account
7/31/2006			
8/31/2006	0.744%	0.530%	0.633%
9/30/2006	0.559%	0.506%	0.533%
10/31/2006	0.585%	0.445%	0.517%
10/31/2006	0.585%	0.445%	0.517%
11/30/2006	0.655%	0.488%	0.573%
12/31/2006	-0.102%	0.203%	0.044%
1/31/2007	0.159%	0.350%	0.250%
2/28/2007	1.021%	0.604%	0.798%
3/31/2007	0.334%	0.407%	0.372%
4/30/2007	0.403%	0.415%	0.409%
5/31/2007	-0.330%	0.247%	-0.031%
6/30/2007	0.360%	0.413%	0.390%
7/31/2007	0.984%	0.429%	0.672%
8/31/2007	0.940%	0.464%	0.809%
9/30/2007	0.824%	0.415%	0.728%
10/31/2007	0.451%	0.410%	0.443%
11/30/2007	1.608%	0.401%	1.392%
12/31/2007	0.414%	0.404%	0.413%
1/31/2008	1.952%	0.388%	1.600%
2/29/2008	0.908%	0.329%	0.730%
3/31/2008	0.102%	0.321%	0.164%
4/30/2008	-0.683%	0.278%	-0.482%
5/31/2008	-0.519%	0.263%	-0.340%
6/30/2008	0.310%	0.237%	0.288%
7/31/2008	0.468%	0.237%	0.406%
8/31/2008	0.494%	0.232%	0.431%
9/30/2008	-0.920%	0.227%	-0.704%
10/31/2008	0.620%	0.231%	0.549%
11/30/2008	2.483%	0.208%	2.067%
12/31/2008	2.145%	0.206%	1.875%
1/31/2009	-0.248%	0.175%	-0.192%
2/28/2009	0.166%	0.141%	0.160%
3/31/2009	0.639%	0.153%	0.555%
4/30/2009	0.500%	0.132%	0.454%
5/31/2009	0.334%	0.134%	0.307%
6/30/2009	-0.121%	0.114%	-0.067%
7/31/2009	0.518%	0.089%	0.428%
8/31/2009	0.662%	0.074%	0.544%
9/30/2009	0.353%	0.062%	0.301%
10/31/2009	0.444%	0.054%	0.386%
11/30/2009	0.866%	0.050%	0.775%
12/31/2009	-1.061%	0.049%	-0.960%
1/31/2010	0.957%	0.048%	0.855%
2/28/2010	0.398%	0.041%	0.322%
3/31/2010	-0.270%	0.046%	-0.218%
4/30/2010	0.514%	0.048%	0.446%
5/31/2010	0.464%	0.047%	0.419%
6/30/2010	0.895%	0.042%	0.743%

Date	City of Corona	City of Corona Internal Account	City of Corona Consolidated Account
7/31/2010	0.670%	0.049%	0.548%
8/31/2010	0.389%	0.043%	0.329%
9/30/2010	0.322%	0.041%	0.285%
10/31/2010	0.490%	0.041%	0.444%
11/30/2010	-0.447%	0.037%	-0.400%
12/31/2010	-0.424%	0.038%	-0.381%
1/31/2011	0.246%	0.038%	0.227%
2/28/2011	-0.060%	0.034%	-0.044%
3/31/2011	0.030%	0.037%	0.031%
4/30/2011	0.678%	0.050%	0.599%
5/31/2011	0.519%	0.036%	0.459%
6/30/2011	-0.059%	0.032%	-0.040%
7/31/2011	0.658%	0.046%	0.536%
8/31/2011	0.423%	0.031%	0.354%
9/30/2011	-0.178%	0.031%	-0.143%
10/31/2011	0.293%	0.035%	0.254%
11/30/2011	-0.053%	0.031%	-0.038%
12/31/2011	0.307%	0.030%	0.264%
1/31/2012	0.542%	0.035%	0.466%
2/29/2012	-0.011%	0.030%	-0.002%
3/31/2012	-0.125%	0.032%	-0.095%
4/30/2012	0.449%	0.029%	0.372%
5/31/2012	0.072%	0.031%	0.064%
6/30/2012	0.107%	0.030%	0.089%
7/31/2012	0.431%	0.029%	0.332%
8/31/2012	0.181%	0.030%	0.151%
9/30/2012	0.046%	0.028%	0.042%
10/31/2012	-0.035%	0.028%	-0.024%
11/30/2012	0.243%	0.026%	0.210%
12/31/2012	-0.043%	0.028%	-0.034%
1/31/2013	-0.100%	0.023%	-0.084%
2/28/2013	0.218%	0.022%	0.185%
3/31/2013	0.056%	0.024%	0.052%
4/30/2013	0.225%	0.020%	0.213%
5/31/2013	-0.474%	0.022%	-0.442%
6/30/2013	-0.505%	0.020%	-0.424%
7/31/2013	0.280%	0.022%	0.240%
8/31/2013	-0.238%	0.023%	-0.200%
9/30/2013	0.493%	0.021%	0.438%
10/31/2013	0.339%	0.021%	0.305%
11/30/2013	0.150%	0.022%	0.137%
12/31/2013	-0.423%	0.025%	-0.379%
1/31/2014	0.483%	0.018%	0.434%
2/28/2014	0.175%	0.018%	0.148%
3/31/2014	-0.271%	0.020%	-0.228%
4/30/2014	0.274%	0.017%	0.239%
5/31/2014	0.380%	0.020%	0.338%
6/30/2014	-0.058%	0.019%	-0.047%
7/31/2014	-0.200%	0.019%	-0.157%
8/31/2014	0.289%	0.021%	0.242%
9/30/2014	-0.151%	0.020%	-0.124%
10/31/2014	0.392%	0.020%	0.333%
11/30/2014	0.320%	0.021%	0.273%

Date	City of Corona	City of Corona Internal Account	City of Corona Consolidated Account
12/31/2014	-0.210%	0.023%	-0.175%
1/31/2015	0.961%	0.023%	0.800%
2/28/2015	-0.419%	0.020%	-0.297%
3/31/2015	0.404%	0.024%	0.325%
4/30/2015	0.035%	0.021%	0.032%
5/31/2015	0.082%	0.025%	0.071%
6/30/2015	-0.143%	0.024%	-0.105%
7/31/2015	0.166%	0.026%	0.131%
8/31/2015	-0.009%	0.028%	0.000%
9/30/2015	0.490%	0.027%	0.401%
10/31/2015	-0.089%	0.027%	-0.069%
11/30/2015	-0.240%	0.030%	-0.201%
12/31/2015	-0.085%	0.034%	-0.070%
1/31/2016	0.917%	0.034%	0.836%
2/29/2016	0.206%	0.036%	0.180%
3/31/2016	0.383%	0.043%	0.333%
4/30/2016	0.044%	0.041%	0.043%
5/31/2016	-0.121%	0.073%	-0.097%
6/30/2016	0.796%	0.048%	0.683%
7/31/2016	0.045%	0.020%	0.040%
8/31/2016	-0.215%	0.052%	-0.185%
9/30/2016	0.105%	0.053%	0.099%
10/31/2016	-0.128%	0.054%	-0.099%

Date	City of Corona	City of Corona Internal Account	City of Corona Consolidated Account
11/30/2016	-0.814%	0.055%	-0.696%
12/31/2016	0.063%	0.074%	0.064%
1/31/2017	0.177%	0.065%	0.163%
2/28/2017	0.203%	0.059%	0.175%
3/31/2017	0.092%	0.062%	0.086%
4/30/2017	0.330%	0.071%	0.282%
5/31/2017	0.236%	0.079%	0.205%
6/30/2017	-0.062%	0.081%	-0.036%
7/31/2017	0.305%	0.086%	0.259%
8/31/2017	0.304%	0.092%	0.269%
9/30/2017	-0.233%	0.092%	-0.181%
10/31/2017	-0.032%	0.094%	-0.007%
11/30/2017	-0.269%	0.096%	-0.213%
12/31/2017	0.026%	0.105%	0.036%
1/31/2018	-0.471%	0.123%	-0.382%
2/28/2018	-0.167%	0.108%	-0.108%
3/31/2018	0.219%	0.129%	0.201%
4/30/2018	-0.200%	0.154%	-0.132%
5/31/2018	0.467%	0.151%	0.405%
6/30/2018	-0.007%	0.151%	0.030%
7/31/2018	-0.005%	0.218%	0.043%
8/31/2018	0.458%	0.169%	0.419%
9/30/2018	-0.167%	0.168%	-0.123%
10/31/2018	0.039%	0.232%	0.062%
11/30/2018	0.384%	0.180%	0.357%
12/31/2018	0.968%	0.196%	0.882%
1/31/2019	0.514%	0.241%	0.477%
2/28/2019	0.166%	0.185%	0.169%
3/31/2019	0.774%	0.206%	0.670%
4/30/2019	0.192%	0.233%	0.200%
5/31/2019	0.822%	0.208%	0.704%
6/30/2019	0.687%	0.201%	0.612%
7/31/2019	-0.046%	0.235%	0.008%
8/31/2019	1.074%	0.199%	0.993%
9/30/2019	-0.144%	0.186%	-0.113%
10/31/2019	0.331%	0.218%	0.320%
11/30/2019	-0.005%	0.169%	0.008%
12/31/2019	0.194%	0.177%	0.193%
1/31/2020	0.845%	0.202%	0.804%
2/29/2020	1.016%	0.150%	0.911%
3/31/2020	0.494%	0.151%	0.461%
4/30/2020	0.757%	0.172%	0.707%
5/31/2020	0.513%	0.115%	0.480%
6/30/2020	0.284%	0.102%	0.272%
7/31/2020	0.259%	0.098%	0.238%
8/31/2020	0.049%	0.066%	0.051%
9/30/2020	0.012%	0.056%	0.016%
10/31/2020	-0.041%	0.060%	-0.034%
11/30/2020	0.137%	0.048%	0.133%
12/31/2020	0.164%	0.047%	0.159%
1/31/2021	-0.022%	0.049%	-0.018%
2/28/2021	-0.335%	0.031%	-0.299%
3/31/2021	-0.129%	0.031%	-0.117%

City of Corona Consolidated

Account #10003

Corona Supplemental

As of March 31, 2021



Investments	Par Value	Market Value	Book Value	% of Portfolio	Term	Days to Maturity	YTM
ABS	\$26,624,051.88	\$26,802,595.91	\$26,670,534.54	7.88%			
Agency	\$91,550,000.00	\$93,487,740.35	\$92,033,675.10	27.18%	1,559	1,011	3.761
CMO	\$21,260,686.11	\$22,294,673.52	\$21,754,717.93	6.43%			
Corporate	\$67,202,000.00	\$69,872,907.25	\$67,157,163.26	19.84%			
LAIF	\$33,675,532.08	\$33,675,532.08	\$33,675,532.08	9.95%	1	1	0.680
Money Market Fund FI	\$187,591.02	\$187,591.02	\$187,591.02	0.06%	1	1	0.150
Municipal Bonds	\$3,385,000.00	\$3,587,423.00	\$3,462,753.45	1.02%			
Supranational	\$13,900,000.00	\$13,921,770.71	\$13,793,533.85	4.07%			
US Treasury	\$79,750,000.00	\$81,662,332.10	\$79,824,182.28	23.58%	1,699	864	4.337
TOTAL PORTFOLIO	\$337,534,861.09	\$345,492,565.94	\$338,559,683.51	100.00%	1510	941	1.628
AVERAGE DAILY BALANCE			\$330,257,651.00				