



City of Corona Investment Portfolio Report Month Ending May 31, 2021

In accordance with the City Investment Policy, a monthly investment report shall be filed with the City Council which provides a clear picture of the status of the current investments. The report for the month ending May 31, 2021 has been prepared by Chandler Asset Management. We hereby certify that this report accurately reflects all pooled investments and is in compliance with the City's Investment Policy. Combined with anticipated revenues, the portfolio contains sufficient investment liquidity to meet budgeted expenditures for the next six months.

SUBMITTED BY:

DocuSigned by:
Chad Willardson
Chad F. Willardson
City Treasurer

DocuSigned by:
Kim Sitton
Kim Sitton
Finance Director

DocuSigned by:
Roger Bradley
Roger Bradley
Assistant City Manager

REVIEWED BY:

DocuSigned by:
Christine Thompson
Christine Thompson
Accounting Manager

Beginning balance April 30, 2021		\$ 329,114,692
Acquisitions / Additions:		
Agency Notes	\$ -	
US Corporate Notes	5,881,313	
LAIF	25,500,000	
Money Market Fund	5,212,655	\$ 36,593,968
Dispositions / Withdrawals:		
Agency Notes	\$ 1,991,742	
US Corporate Notes	7,258,027	
LAIF	5,800,000	
Money Market Fund	1,484,182	\$ 16,533,951
Gain/(Loss) on Dispositions		\$ 91,890
Ending balance, May 31, 2021		\$ 349,266,599

City of Corona Consolidated

Account #10003

Portfolio Summary

As of May 31, 2021



PORTFOLIO CHARACTERISTICS

Average Modified Duration	2.26
Average Coupon	1.59%
Average Purchase YTM	1.51%
Average Market YTM	0.38%
Average S&P/Moody Rating	AA+/Aa1
Average Final Maturity	2.50 yrs
Average Life	2.31 yrs

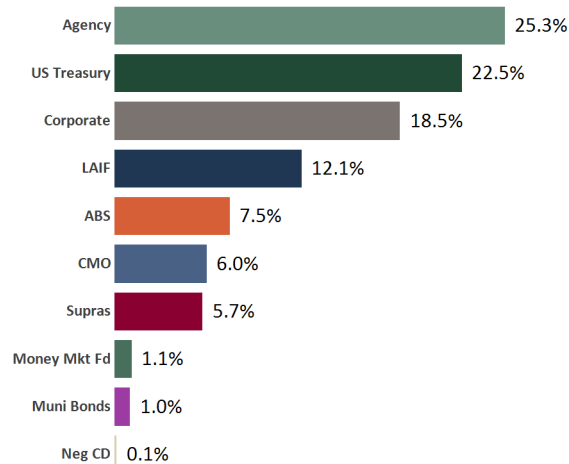
ACCOUNT SUMMARY

	Beg. Values as of 4/30/21	End Values as of 5/31/21
Market Value	336,138,392	356,449,709
Accrued Interest	1,194,957	1,302,706
Total Market Value	337,333,349	357,752,415
Income Earned	475,612	467,766
Cont/WD		19,700,000
Par	328,064,397	348,153,519
Book Value	329,114,692	349,266,599
Cost Value	329,114,692	349,266,599

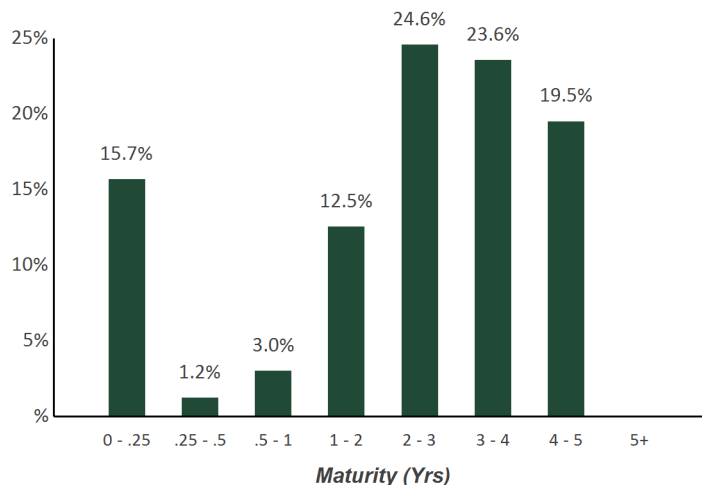
TOP ISSUERS

Government of United States	22.5%
Federal Home Loan Mortgage Corp	13.4%
Local Agency Investment Fund	12.1%
Federal National Mortgage Assoc	10.6%
Federal Home Loan Bank	7.3%
Inter-American Dev Bank	4.0%
Intl Bank Recon and Development	1.7%
Honda ABS	1.6%
Total	73.3%

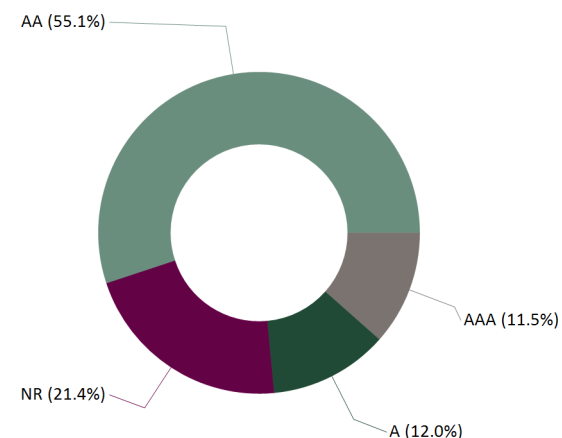
SECTOR ALLOCATION



MATURITY DISTRIBUTION



CREDIT QUALITY (S&P)



Statement of Compliance

As of May 31, 2021



City of Corona Consolidated

This portfolio is a consolidation of assets managed by Chandler Asset Management and assets managed internally by Client. Chandler relies on Client to provide accurate information for reporting assets and producing this compliance statement.

Category	Standard	Comment
U.S. Treasury Issues	No limitations	Complies
Federal Agencies	75% maximum; Federal agency or US government-sponsored enterprise obligations, participations, or other instruments, including those issued or fully guaranteed as to principal or interest by federal agencies or US government-sponsored enterprises.	Complies
Municipal Securities	"A" rated or better by a NRSRO; 25% maximum; 5% max per issuer; Bonds issued by the City, including Bonds payable solely out of revenue from a revenue producing property owned, controlled or operated by the City; Bonds, Notes or other evidence of indebtedness of any local agency within California, or state warrants, or Treasury Notes or Bonds of California; Bonds, Notes or other evidence of indebtedness in any of the other 49 states, in addition to California.	Complies
Supranationals	"AA" rated or better by a NRSRO; 10% max per issuer; Washington D.C. based issuers: IADB, IBRD, and IFC	Complies
Banker's Acceptances	20% maximum; 5% per issuer; 25% max per institution; 180 days max maturity	Complies
Commercial Paper	"A-1/P-1" rating for issuer's Commercial Paper; "A2/A" or higher rating on long term debt; 25% maximum; 5% max per issuer; 10% max of the issuer's outstanding paper; 270 days max maturity; U.S. domiciled corporations with assets > \$500 million	Complies
Medium Term Notes	"A" rated or better by NRSRO; 30% maximum; 5% max per issuer; Issued by corporations; U.S. domiciled corporations or U.S. licensed depository	Complies
Negotiable Certificates of Deposit	"A-1/P-1" or better short term debt rating; and "A2/A" or better long term debt rating; 20% maximum; 5% max per issuer; 3 years max maturity; May not exceed shareholder's equity of issuing bank or net worth of issuing S&L or Federal Association; Issued by a nationally or state chartered bank, a federal association, or a state licensed branch of a foreign owned bank (insured by federal government)	Complies
Mutual Funds and Money Market Mutual Funds	Highest rating or "AAA" rated by two NRSROs; SEC registered investment adviser with AUM >\$500 million and experience > 5 years; 20% maximum; 10% max per one Mutual Fund; 20% maximum in Money Market Mutual Funds; 20% maximum in Mutual Funds and Money Market Mutual Fund	Complies
Asset-Backed, Mortgage-Backed Pass Through Securities, Collateralized Mortgage Obligations (Non-Government Issued)	"AA" or rating category or better by a NRSRO; 15% maximum; 5% max per issuer; Non-Government issued	Complies
Repurchase Agreements	10% maximum; 5% max per issuer; 14 days max maturity; 102% collateral or greater with securities permitted in the policy; Not used by investment adviser	Complies
Local Agency Investment Fund (LAIF)	Limit set by LAIF; State of California Local Agency Investment Fund (LAIF) or other Local Government Investment Pools established by public entities; Not used by investment adviser	Complies
Prohibited	Reverse Repurchase Agreements, Zero coupon bonds, Futures and Option Contracts; Zero coupon bonds	Complies
Max Per Issuer	5% per issuer (except US Government, its Agencies and instrumentalities, Money Market Mutual Funds, and LAIF)	Complies
Maximum maturity	5 years	Complies

City of Corona Consolidated

Account #10003

Holdings Report

As of May 31, 2021



CUSIP	Security Description	Par Value/Units	Purchase Date Book Yield	Cost Value Book Value	Mkt Price Mkt YTM	Market Value Accrued Int.	% of Port. Gain/Loss	Moody/S&P Fitch	Maturity Duration
ABS									
43815HAC1	Honda Auto Receivables Trust 2018-3 A3 2.95% Due 8/22/2022	420,023.85	08/21/2018 2.98%	419,966.22 419,966.22	100.61 0.23%	422,580.13 344.19	0.12% 2,613.91	Aaa / NR AAA	1.23 0.23
89238TAD5	Toyota Auto Receivables Trust 2018-B A3 2.96% Due 9/15/2022	601,936.64	07/25/2019 2.31%	608,308.70 608,308.70	100.51 0.16%	604,990.28 791.88	0.17% (3,318.42)	Aaa / AAA NR	1.29 0.18
47788EAC2	John Deere Owner Trust 2018-B A3 3.08% Due 11/15/2022	344,395.39	07/18/2018 3.10%	344,369.29 344,369.29	100.64 0.31%	346,611.92 471.44	0.10% 2,242.63	Aaa / NR AAA	1.46 0.23
58770FAC6	Mercedes Benz Auto Lease Trust 2020- A A3 1.84% Due 12/15/2022	1,050,000.00	01/21/2020 1.85%	1,049,861.61 1,049,861.61	100.88 0.14%	1,059,229.50 858.67	0.30% 9,367.89	Aaa / AAA NR	1.54 0.52
47789JAD8	John Deere Owner Trust 2019-A A3 2.91% Due 7/17/2023	1,332,187.73	08/27/2019 1.90%	1,359,924.30 1,359,924.30	101.29 0.29%	1,349,386.27 1,722.96	0.38% (10,538.03)	Aaa / NR AAA	2.13 0.49
43815NAC8	Honda Auto Receivables Trust 2019-3 A3 1.78% Due 8/15/2023	2,030,000.00	08/20/2019 1.79%	2,029,983.15 2,029,983.15	101.00 0.21%	2,050,293.91 1,605.96	0.57% 20,310.76	Aaa / AAA NR	2.21 0.64
58769EAC2	Mercedes-Benz Auto Lease Trust 2020- B A3 0.4% Due 11/15/2023	975,000.00	09/15/2020 0.40%	974,950.57 974,950.57	100.23 0.21%	977,237.63 173.33	0.27% 2,287.06	NR / AAA AAA	2.46 1.23
477870AC3	John Deere Owner Trust 2019-B A3 2.21% Due 12/15/2023	755,764.68	07/16/2019 2.23%	755,604.23 755,604.23	101.42 0.22%	766,517.70 742.33	0.21% 10,913.47	Aaa / NR AAA	2.54 0.71
92348AAA3	Verizon Owner Trust 2019-C A1A 1.94% Due 4/22/2024	1,390,000.00	10/01/2019 1.95%	1,389,892.83 1,389,892.83	101.61 0.14%	1,412,385.95 823.96	0.40% 22,493.12	NR / AAA AAA	2.90 0.89
65479JAD5	Nissan Auto Receivables Owner 2019-C A3 1.93% Due 7/15/2024	2,170,000.00	10/16/2019 1.94%	2,169,885.42 2,169,885.42	101.55 0.15%	2,203,702.27 1,861.38	0.62% 33,816.85	Aaa / AAA NR	3.13 0.87
43813DAC2	Honda Auto Receivables 2020-2 A3 0.82% Due 7/15/2024	980,000.00	05/18/2020 0.83%	979,922.87 979,922.87	100.74 0.23%	987,258.86 357.16	0.28% 7,335.99	Aaa / AAA NR	3.13 1.24
47789KAC7	John Deere Owner Trust 2020-A A3 1.1% Due 8/15/2024	2,065,000.00	Various 1.00%	2,069,450.34 2,069,450.34	100.87 0.30%	2,083,046.04 1,009.55	0.58% 13,595.70	Aaa / NR AAA	3.21 1.09
43813KAC6	Honda Auto Receivables Trust 2020-3 A3 0.37% Due 10/18/2024	1,625,000.00	09/22/2020 0.38%	1,624,761.29 1,624,761.29	100.28 0.19%	1,629,470.38 217.12	0.46% 4,709.09	NR / AAA AAA	3.39 1.53

City of Corona Consolidated

Holdings Report



Account #10003

As of May 31, 2021

CUSIP	Security Description	Par Value/Units	Purchase Date Book Yield	Cost Value Book Value	Mkt Price Mkt YTM	Market Value Accrued Int.	% of Port. Gain/Loss	Moody/S&P Fitch	Maturity Duration
ABS									
47787NAC3	John Deere Owner Trust 2020-B A3 0.51% Due 11/15/2024	740,000.00	07/14/2020 0.52%	739,887.22 739,887.22	100.34 0.23%	742,479.00 167.73	0.21% 2,591.78	Aaa / NR AAA	3.46 1.20
89236XAC0	Toyota Auto Receivables 2020-D A3 0.35% Due 1/15/2025	1,290,000.00	10/06/2020 0.36%	1,289,759.67 1,289,759.67	100.14 0.25%	1,291,782.78 200.67	0.36% 2,023.11	NR / AAA AAA	3.63 1.41
92290BAA9	Verizon Owner Trust 2020-B A 0.47% Due 2/20/2025	2,260,000.00	08/04/2020 0.48%	2,259,525.40 2,259,525.40	100.40 0.23%	2,268,978.98 324.56	0.63% 9,453.58	Aaa / NR AAA	3.73 1.66
43813GAC5	Honda Auto Receivables Trust 2021-1 A3 0.27% Due 4/21/2025	770,000.00	02/17/2021 0.27%	769,985.91 769,985.91	100.05 0.24%	770,392.70 57.75	0.22% 406.79	Aaa / NR AAA	3.89 1.61
44891RAC4	Hyundai Auto Receivables Trust 2020-C A3 0.38% Due 5/15/2025	1,640,000.00	10/20/2020 0.39%	1,639,622.31 1,639,622.31	100.24 0.26%	1,643,867.12 276.98	0.46% 4,244.81	NR / AAA AAA	3.96 1.89
89240BAC2	Toyota Auto Receivables Owners 2021- A A3 0.26% Due 5/15/2025	2,825,000.00	02/02/2021 0.27%	2,824,475.68 2,824,475.68	100.02 0.25%	2,825,437.88 326.44	0.79% 962.20	Aaa / NR AAA	3.96 1.26
44933LAC7	Hyundai Auto Receivables Trust 2021-A A3 0.38% Due 9/15/2025	1,340,000.00	04/20/2021 0.38%	1,339,859.03 1,339,859.03	100.15 0.31%	1,341,956.40 226.31	0.38% 2,097.37	NR / AAA AAA	4.30 2.19
Total ABS		26,604,308.29	1.07%	26,639,996.04 26,639,996.04	0.23%	26,777,605.70 12,560.37	7.49% 137,609.66	Aaa / AAA AAA	3.12 1.16

AGENCY									
313379RB7	FHLB Note 1.875% Due 6/11/2021	1,300,000.00	08/30/2017 1.67%	1,309,802.00 1,309,802.00	100.05 0.22%	1,300,596.70 11,510.42	0.37% (9,205.30)	Aaa / AA+ AAA	0.03 0.03
3130A8QS5	FHLB Note 1.125% Due 7/14/2021	2,900,000.00	10/04/2016 1.33%	2,873,204.00 2,873,204.00	100.13 0.07%	2,903,654.00 12,415.63	0.82% 30,450.00	Aaa / AA+ AAA	0.12 0.12
3137EAEC9	FHLMC Note 1.125% Due 8/12/2021	2,375,000.00	09/26/2016 1.28%	2,357,520.00 2,357,520.00	100.21 0.04%	2,380,101.50 8,089.84	0.67% 22,581.50	Aaa / AA+ AAA	0.20 0.20
3130AF5B9	FHLB Note 3% Due 10/12/2021	2,500,000.00	11/29/2018 2.91%	2,506,300.00 2,506,300.00	101.07 0.05%	2,526,822.50 10,208.33	0.71% 20,522.50	Aaa / AA+ NR	0.37 0.36
3135G0T94	FNMA Note 2.375% Due 1/19/2023	5,500,000.00	04/11/2018 2.71%	5,418,930.00 5,418,930.00	103.67 0.12%	5,701,987.50 47,895.83	1.61% 283,057.50	Aaa / AA+ AAA	1.64 1.60
3137EAEN5	FHLMC Note 2.75% Due 6/19/2023	4,550,000.00	Various 2.86%	4,527,967.50 4,527,967.50	105.26 0.18%	4,789,157.10 56,306.25	1.35% 261,189.60	Aaa / AA+ AAA	2.05 1.98

City of Corona Consolidated

Holdings Report



Account #10003

As of May 31, 2021

CUSIP	Security Description	Par Value/Units	Purchase Date Book Yield	Cost Value Book Value	Mkt Price Mkt YTM	Market Value Accrued Int.	% of Port. Gain/Loss	Moody/S&P Fitch	Maturity Duration
AGENCY									
3130A0F70	FHLB Note 3.375% Due 12/8/2023	3,500,000.00	01/16/2019 2.73%	3,602,165.00 3,602,165.00	107.86 0.24%	3,775,198.00 56,765.63	1.07% 173,033.00	Aaa / AA+ AAA	2.52 2.40
3130A0XE5	FHLB Note 3.25% Due 3/8/2024	1,000,000.00	03/28/2019 2.27%	1,045,410.00 1,045,410.00	108.08 0.32%	1,080,830.00 7,493.06	0.30% 35,420.00	Aaa / AA+ NR	2.77 2.65
3130AB3H7	FHLB Note 2.375% Due 3/8/2024	4,000,000.00	04/29/2019 2.37%	4,000,280.00 4,000,280.00	105.95 0.22%	4,237,940.00 21,902.78	1.19% 237,660.00	Aaa / AA+ NR	2.77 2.68
3130A1XJ2	FHLB Note 2.875% Due 6/14/2024	5,500,000.00	Various 1.95%	5,740,000.40 5,740,000.40	107.64 0.34%	5,920,348.51 73,352.43	1.68% 180,348.11	Aaa / AA+ NR	3.04 2.89
3130A2UW4	FHLB Note 2.875% Due 9/13/2024	4,000,000.00	09/13/2019 1.79%	4,206,760.00 4,206,760.00	108.07 0.40%	4,322,640.00 24,916.67	1.22% 115,880.00	Aaa / AA+ AAA	3.29 3.14
3135G0W66	FNMA Note 1.625% Due 10/15/2024	3,500,000.00	Various 1.21%	3,564,275.00 3,564,275.00	104.11 0.40%	3,643,906.00 7,267.36	1.02% 79,631.00	Aaa / AA+ AAA	3.38 3.28
3135G0X24	FNMA Note 1.625% Due 1/7/2025	4,220,000.00	Various 1.30%	4,282,878.20 4,282,878.20	104.18 0.45%	4,396,311.60 27,430.00	1.24% 113,433.40	Aaa / AA+ AAA	3.61 3.48
3137EAEP0	FHLMC Note 1.5% Due 2/12/2025	6,575,000.00	02/13/2020 1.52%	6,569,937.25 6,569,937.25	103.68 0.49%	6,817,144.10 29,861.46	1.91% 247,206.85	Aaa / AA+ AAA	3.71 3.59
3135G03U5	FNMA Note 0.625% Due 4/22/2025	5,270,000.00	04/22/2020 0.67%	5,259,143.80 5,259,143.80	100.33 0.54%	5,287,264.52 3,568.23	1.48% 28,120.72	Aaa / AA+ AAA	3.90 3.84
3135G04Z3	FNMA Note 0.5% Due 6/17/2025	6,200,000.00	Various 0.51%	6,196,731.90 6,196,731.90	99.68 0.58%	6,180,327.40 14,122.22	1.73% (16,404.50)	Aaa / AA+ AAA	4.05 3.99
3137EAEU9	FHLMC Note 0.375% Due 7/21/2025	6,300,000.00	Various 0.45%	6,277,899.60 6,277,899.60	99.01 0.62%	6,237,459.90 8,531.25	1.75% (40,439.70)	Aaa / AA+ AAA	4.14 4.09
3135G05X7	FNMA Note 0.375% Due 8/25/2025	6,285,000.00	Various 0.46%	6,260,439.20 6,260,439.20	98.87 0.65%	6,213,954.36 6,285.00	1.74% (46,484.84)	Aaa / AA+ AAA	4.24 4.19
3137EAEX3	FHLMC Note 0.375% Due 9/23/2025	6,295,000.00	Various 0.44%	6,276,346.05 6,276,346.05	98.85 0.65%	6,222,456.42 4,458.96	1.74% (53,889.63)	Aaa / AA+ AAA	4.32 4.26
3135G06G3	FNMA Note 0.5% Due 11/7/2025	6,300,000.00	Various 0.57%	6,279,895.00 6,279,895.00	99.12 0.70%	6,244,692.31 2,100.00	1.75% (35,202.69)	Aaa / AA+ AAA	4.44 4.37
Total Agency		88,070,000.00	1.39%	88,555,884.90	0.42%	90,182,792.42 434,481.35	25.33% 1,626,907.52	Aaa / AA+ AAA	3.14 3.06

City of Corona Consolidated

Holdings Report



Account #10003

As of May 31, 2021

CUSIP	Security Description	Par Value/Units	Purchase Date Book Yield	Cost Value Book Value	Mkt Price Mkt YTM	Market Value Accrued Int.	% of Port. Gain/Loss	Moody/S&P Fitch	Maturity Duration
CMO									
3137BDDC7	FHLMC K716 A2 3.13% Due 6/25/2021	91,647.48	09/12/2017 1.92%	95,406.46 95,406.46	100.01 0.25%	91,660.34 47.81	0.03% (3,746.12)	Aaa / AA+ NR	0.07 0.07
3137BFDQ1	FHLMC K717 A2 2.991% Due 9/25/2021	1,774,095.60	Various 2.61%	1,792,374.65 1,792,374.65	100.39 0.35%	1,780,996.99 4,421.93	0.50% (11,377.66)	NR / NR AAA	0.32 0.19
3137BM6P6	FHLMC K721 A2 3.09% Due 8/25/2022	3,963,891.32	Various 2.22%	4,103,098.92 4,103,098.92	102.50 0.43%	4,062,901.72 10,207.02	1.14% (40,197.20)	Aaa / NR NR	1.24 1.00
3137B5JM6	FHLMC K034 A2 3.531% Due 7/25/2023	3,850,000.00	08/28/2018 3.03%	3,931,662.11 3,931,662.11	106.36 0.32%	4,094,682.90 11,328.63	1.15% 163,020.79	NR / NR AAA	2.15 1.99
3137B4WB8	FHLMC K033 A2 3.06% Due 7/25/2023	3,350,000.00	07/23/2019 2.18%	3,458,875.00 3,458,875.00	105.33 0.31%	3,528,508.10 1,708.50	0.99% 69,633.10	Aaa / NR NR	2.15 1.96
3137B7MZ9	FHLMC K036 A2 3.527% Due 10/25/2023	3,750,000.00	Various 2.97%	3,837,910.16 3,837,910.16	106.91 0.36%	4,009,173.75 2,204.38	1.12% 171,263.59	Aaa / NR AAA	2.40 2.18
3137BYPQ7	FHLMC K726 A2 2.905% Due 4/25/2024	3,598,983.92	04/22/2019 2.72%	3,624,711.03 3,624,711.03	105.77 0.65%	3,806,753.26 8,712.54	1.07% 182,042.23	NR / AAA NR	2.90 2.57
Total CMO		20,378,618.32	2.62%	20,844,038.33	0.41%	21,374,677.06 38,630.81	5.99% 530,638.73	Aaa / AAA AAA	2.00 1.78
CORPORATE									
594918BP8	Microsoft Callable Note Cont 7/8/2021 1.55% Due 8/8/2021	1,875,000.00	Various 1.57%	1,872,774.45 1,872,774.45	100.14 0.18%	1,877,634.38 9,122.39	0.53% 4,859.93	Aaa / AAA AAA	0.19 0.11
89236TDP7	Toyota Motor Credit Corp Note 2.6% Due 1/11/2022	3,100,000.00	Various 3.18%	3,038,938.00 3,038,938.00	101.46 0.20%	3,145,353.00 31,344.44	0.89% 106,415.00	A1 / A+ A+	0.62 0.60
69353RFE3	PNC Bank Callable Note Cont 6/28/2022 2.45% Due 7/28/2022	3,050,000.00	07/25/2017 2.45%	3,049,725.50 3,049,725.50	102.43 0.19%	3,124,087.55 25,531.04	0.88% 74,362.05	A2 / A A+	1.16 1.06
48128BAB7	JP Morgan Chase & Co Callable Note 1X 1/15/2022 2.972% Due 1/15/2023	1,750,000.00	Various 3.05%	1,743,132.50 1,743,132.50	101.67 0.29%	1,779,158.50 19,648.23	0.50% 36,026.00	A2 / A- AA-	1.63 0.61
808513AT2	Charles Schwab Corp Callable Note Cont 12/25/2022 2.65% Due 1/25/2023	2,250,000.00	Various 2.32%	2,273,392.50 2,273,392.50	103.71 0.28%	2,333,418.75 20,868.75	0.66% 60,026.25	A2 / A A	1.65 1.53
24422ETG4	John Deere Capital Corp Note 2.8% Due 3/6/2023	1,500,000.00	Various 3.52%	1,454,530.00 1,454,530.00	104.60 0.19%	1,569,039.00 9,916.67	0.44% 114,509.00	A2 / A A	1.76 1.72

City of Corona Consolidated

Holdings Report



Account #10003

As of May 31, 2021

CUSIP	Security Description	Par Value/Units	Purchase Date Book Yield	Cost Value Book Value	Mkt Price Mkt YTM	Market Value Accrued Int.	% of Port. Gain/Loss	Moody/S&P Fitch	Maturity Duration
CORPORATE									
084670BR8	Berkshire Hathaway Callable Note Cont 1/15/2023 2.75% Due 3/15/2023	2,500,000.00	11/26/2018 3.51%	2,425,225.00 2,425,225.00	104.01 0.27%	2,600,205.00 14,513.89	0.73% 174,980.00	Aa2 / AA A+	1.79 1.59
037833AK6	Apple Inc Note 2.4% Due 5/3/2023	2,215,000.00	11/28/2018 3.54%	2,112,644.85 2,112,644.85	103.99 0.31%	2,303,444.95 4,134.67	0.65% 190,800.10	Aa1 / AA+ NR	1.92 1.88
404280BA6	HSBC Holdings PLC Note 3.6% Due 5/25/2023	1,200,000.00	05/15/2019 2.97%	1,228,680.00 1,228,680.00	106.46 0.33%	1,277,569.20 720.00	0.36% 48,889.20	A2 / A- A+	1.98 1.93
166764AH3	Chevron Corp Callable Note Cont 3/24/2023 3.191% Due 6/24/2023	3,000,000.00	Various 3.33%	2,982,300.00 2,982,300.00	105.13 0.35%	3,153,969.00 41,748.92	0.89% 171,669.00	Aa2 / AA- NR	2.07 1.75
931142EK5	Wal-Mart Stores Callable Note Cont 5/26/2023 3.4% Due 6/26/2023	2,000,000.00	05/08/2019 2.67%	2,056,900.00 2,056,900.00	106.15 0.29%	2,123,000.00 29,277.78	0.60% 66,100.00	Aa2 / AA AA	2.07 1.91
02665WCJ8	American Honda Finance Note 3.45% Due 7/14/2023	930,000.00	07/11/2018 3.49%	928,391.10 928,391.10	106.56 0.34%	991,003.35 12,210.13	0.28% 62,612.25	A3 / A- NR	2.12 2.04
89114QC48	Toronto Dominion Bank Note 3.5% Due 7/19/2023	1,910,000.00	07/27/2018 3.56%	1,904,461.00 1,904,461.00	106.90 0.26%	2,041,702.14 24,511.67	0.58% 137,241.14	Aa1 / AA- AA	2.13 2.05
69371RP59	Paccar Financial Corp Note 3.4% Due 8/9/2023	2,300,000.00	08/06/2018 3.41%	2,299,057.00 2,299,057.00	106.53 0.40%	2,450,146.30 24,328.89	0.69% 151,089.30	A1 / A+ NR	2.19 2.11
06406RAJ6	Bank of NY Mellon Corp Note 3.45% Due 8/11/2023	3,254,000.00	05/16/2019 2.79%	3,339,580.20 3,339,580.20	107.01 0.24%	3,482,251.83 34,302.58	0.98% 142,671.63	A1 / A AA-	2.20 2.11
02665WCQ2	American Honda Finance Note 3.625% Due 10/10/2023	2,260,000.00	10/03/2018 3.64%	2,258,146.80 2,258,146.80	107.75 0.33%	2,435,050.56 11,606.04	0.68% 176,903.76	A3 / A- NR	2.36 2.27
24422EVN6	John Deere Capital Corp Note 0.45% Due 1/17/2024	2,140,000.00	03/01/2021 0.47%	2,138,480.60 2,138,480.60	100.11 0.41%	2,142,381.82 2,327.25	0.60% 3,901.22	A2 / A A	2.63 2.61
06051GHF9	Bank of America Corp Callable Note 1X 3/5/2023 3.55% Due 3/5/2024	3,250,000.00	Various 2.91%	3,273,420.00 3,273,420.00	105.48 0.42%	3,428,174.75 27,561.81	0.97% 154,754.75	A2 / A- A+	2.76 1.71
89114QCB2	Toronto Dominion Bank Note 3.25% Due 3/11/2024	1,270,000.00	03/26/2019 2.97%	1,286,078.20 1,286,078.20	107.70 0.46%	1,367,834.45 9,172.22	0.38% 81,756.25	Aa3 / A AA-	2.78 2.66
808513BN4	Charles Schwab Corp Callable Note Cont 2/18/2024 0.75% Due 3/18/2024	1,775,000.00	03/16/2021 0.77%	1,774,112.50 1,774,112.50	100.77 0.46%	1,788,692.35 2,699.48	0.50% 14,579.85	A2 / A A	2.80 2.68

City of Corona Consolidated

Holdings Report



Account #10003

As of May 31, 2021

CUSIP	Security Description	Par Value/Units	Purchase Date Book Yield	Cost Value Book Value	Mkt Price Mkt YTM	Market Value Accrued Int.	% of Port. Gain/Loss	Moody/S&P Fitch	Maturity Duration
CORPORATE									
404280BS7	HSBC Holdings PLC Callable Note 1X 5/18/2023 3.95% Due 5/18/2024	2,750,000.00	Various 2.18%	2,887,177.50 2,887,177.50	106.75 0.49%	2,935,652.50 3,922.57	0.82% 48,475.00	A2 / A- A+	2.97 1.91
69371RQ25	Paccar Financial Corp Note 2.15% Due 8/15/2024	715,000.00	08/08/2019 2.20%	713,419.85 713,419.85	105.75 0.34%	756,112.50 4,526.35	0.21% 42,692.65	A1 / A+ NR	3.21 3.09
78015K7C2	Royal Bank of Canada Note 2.25% Due 11/1/2024	3,600,000.00	12/05/2019 2.26%	3,598,128.00 3,598,128.00	105.32 0.67%	3,791,689.20 6,750.00	1.06% 193,561.20	A2 / A AA	3.42 3.29
14913Q3B3	Caterpillar Finl Service Note 2.15% Due 11/8/2024	2,593,000.00	Various 1.88%	2,624,484.21 2,624,484.21	105.35 0.58%	2,731,611.41 3,561.77	0.76% 107,127.20	A2 / A A	3.44 3.32
90331HPL1	US Bank NA Callable Note Cont 12/21/2024 2.05% Due 1/21/2025	4,145,000.00	01/16/2020 2.10%	4,136,171.15 4,136,171.15	104.76 0.69%	4,342,202.52 30,684.51	1.22% 206,031.37	A1 / AA- AA-	3.65 3.42
46647PBK1	JP Morgan Chase & Co Callable Note Cont 4/22/2025 2.083% Due 4/22/2026	1,000,000.00	05/20/2021 1.26%	1,037,330.00 1,037,330.00	103.92 1.05%	1,039,179.00 2,256.58	0.29% 1,849.00	A2 / A- AA-	4.90 3.74
023135BX3	Amazon.com Inc Callable Note Cont 5/12/2026 1% Due 5/12/2026	4,865,000.00	05/10/2021 1.09%	4,843,983.20 4,843,983.20	100.06 0.99%	4,868,147.66 2,567.64	1.36% 24,164.46	A1 / AA- A+	4.95 4.74
Total Corporate		63,197,000.00	2.50%	63,280,664.11 63,280,664.11	0.43%	65,878,711.67 409,816.27	18.53% 2,598,047.56	A1 / A+ A+	2.51 2.26
LAIF									
90LAIF\$00	Local Agency Investment Fund State Pool	43,403,319.19	Various 0.30%	43,403,319.19 43,403,319.19	1.00 0.30%	43,403,319.19 15,675.42	12.14% 0.00	NR / NR NR	0.00 0.00
Total LAIF		43,403,319.19	0.30%	43,403,319.19 43,403,319.19	0.30%	43,403,319.19 15,675.42	12.14% 0.00	NR / NR NR	0.00 0.00
MONEY MARKET FUND									
60934N807	Federated Investors Govt Oblig Fund Inst.	4,025,273.48	Various 0.01%	4,025,273.48 4,025,273.48	1.00 0.01%	4,025,273.48 0.00	1.13% 0.00	Aaa / AAA AAA	0.00 0.00
Total Money Market Fund		4,025,273.48	0.01%	4,025,273.48 4,025,273.48	0.01%	4,025,273.48 0.00	1.13% 0.00	Aaa / AAA AAA	0.00 0.00

City of Corona Consolidated

Holdings Report



Account #10003

As of May 31, 2021

CUSIP	Security Description	Par Value/Units	Purchase Date Book Yield	Cost Value Book Value	Mkt Price Mkt YTM	Market Value Accrued Int.	% of Port. Gain/Loss	Moody/S&P Fitch	Maturity Duration
MUNICIPAL BONDS									
13063DRK6	California State Taxable GO 2.4% Due 10/1/2024	3,385,000.00	10/16/2019 1.91%	3,462,753.45 3,462,753.45	106.38 0.47%	3,600,895.30 13,540.00	1.01% 138,141.85	Aa2 / AA- AA	3.34 3.21
Total Municipal Bonds		3,385,000.00	1.91%	3,462,753.45	0.47%	3,600,895.30 13,540.00	1.01% 138,141.85	Aa2 / AA- AA	3.34 3.21
NEGOTIABLE CD									
89114W7M1	Toronto Dominion Yankee CD 0.24% Due 4/28/2022	500,000.00	04/29/2021 0.24%	499,999.98 499,999.98	100.03 0.21%	500,148.00 113.33	0.14% 148.02	P-1 / A-1 F-1+	0.91 0.91
Total Negotiable CD		500,000.00	0.24%	499,999.98	0.21%	500,148.00 113.33	0.14% 148.02	Aaa / AA AAA	0.91 0.91
SUPRANATIONAL									
4581X0CW6	Inter-American Dev Bank Note 2.125% Due 1/18/2022	4,000,000.00	11/03/2017 2.07%	4,008,600.00 4,008,600.00	101.22 0.19%	4,048,804.00 31,402.78	1.14% 40,204.00	Aaa / NR AAA	0.64 0.62
4581X0CZ9	Inter-American Dev Bank Note 1.75% Due 9/14/2022	3,600,000.00	Various 2.30%	3,512,573.00 3,512,573.00	102.05 0.16%	3,673,728.00 13,475.00	1.03% 161,155.00	Aaa / AAA AAA	1.29 1.27
459058JL8	Intl. Bank Recon & Development Note 0.5% Due 10/28/2025	6,300,000.00	Various 0.59%	6,272,360.85 6,272,360.85	98.99 0.73%	6,236,609.40 2,887.50	1.74% (35,751.45)	Aaa / AAA AAA	4.41 4.35
4581X0DV7	Inter-American Dev Bank Note 0.875% Due 4/20/2026	6,390,000.00	04/13/2021 0.97%	6,360,733.80 6,360,733.80	100.31 0.81%	6,410,026.26 6,367.81	1.79% 49,292.46	Aaa / AAA AAA	4.89 4.77
Total Supranational		20,290,000.00	1.30%	20,154,267.65	0.54%	20,369,167.66 54,133.09	5.71% 214,900.01	Aaa / AAA AAA	3.24 3.18
US TREASURY									
912828J43	US Treasury Note 1.75% Due 2/28/2022	2,900,000.00	03/13/2017 2.14%	2,847,560.49 2,847,560.49	101.26 0.07%	2,936,589.30 12,825.41	0.82% 89,028.81	Aaa / AA+ AAA	0.75 0.75
912828XG0	US Treasury Note 2.125% Due 6/30/2022	4,000,000.00	08/15/2017 1.82%	4,056,732.15 4,056,732.15	102.20 0.10%	4,087,812.00 35,690.61	1.15% 31,079.85	Aaa / AA+ AAA	1.08 1.07

City of Corona Consolidated

Holdings Report



Account #10003

As of May 31, 2021

CUSIP	Security Description	Par Value/Units	Purchase Date Book Yield	Cost Value Book Value	Mkt Price Mkt YTM	Market Value Accrued Int.	% of Port. Gain/Loss	Moody/S&P Fitch	Maturity Duration
US TREASURY									
912828L24	US Treasury Note 1.875% Due 8/31/2022	4,500,000.00	10/17/2017 1.98%	4,478,906.25 4,478,906.25	102.21 0.11%	4,599,315.00 21,323.03	1.29% 120,408.75	Aaa / AA+ AAA	1.25 1.24
912828N30	US Treasury Note 2.125% Due 12/31/2022	4,800,000.00	01/25/2018 2.46%	4,725,375.00 4,725,375.00	103.15 0.13%	4,951,310.40 42,828.73	1.40% 225,935.40	Aaa / AA+ AAA	1.59 1.55
912828T91	US Treasury Note 1.625% Due 10/31/2023	5,000,000.00	05/29/2019 2.05%	4,909,960.94 4,909,960.94	103.43 0.20%	5,171,290.00 7,065.22	1.45% 261,329.06	Aaa / AA+ AAA	2.42 2.37
912828V23	US Treasury Note 2.25% Due 12/31/2023	4,500,000.00	06/21/2019 1.80%	4,588,417.97 4,588,417.97	105.20 0.23%	4,733,964.00 42,513.81	1.34% 145,546.03	Aaa / AA+ AAA	2.59 2.50
912828B66	US Treasury Note 2.75% Due 2/15/2024	5,000,000.00	Various 2.21%	5,121,796.88 5,121,796.88	106.75 0.25%	5,337,500.00 40,262.43	1.50% 215,703.12	Aaa / AA+ AAA	2.71 2.61
91282CBR1	US Treasury Note 0.25% Due 3/15/2024	2,900,000.00	03/30/2021 0.33%	2,892,976.56 2,892,976.56	99.99 0.25%	2,899,773.80 1,536.68	0.81% 6,797.24	Aaa / AA+ AAA	2.79 2.78
912828X70	US Treasury Note 2% Due 4/30/2024	4,800,000.00	Various 1.84%	4,833,281.25 4,833,281.25	104.95 0.29%	5,037,748.80 8,347.82	1.41% 204,467.55	Aaa / AA+ AAA	2.92 2.84
912828XX3	US Treasury Note 2% Due 6/30/2024	4,900,000.00	Various 1.81%	4,942,253.91 4,942,253.91	105.12 0.33%	5,150,742.80 41,149.18	1.45% 208,488.89	Aaa / AA+ AAA	3.08 2.98
912828D56	US Treasury Note 2.375% Due 8/15/2024	5,000,000.00	12/12/2019 1.75%	5,140,234.38 5,140,234.38	106.44 0.36%	5,321,875.00 34,772.10	1.50% 181,640.62	Aaa / AA+ AAA	3.21 3.09
9128283D0	US Treasury Note 2.25% Due 10/31/2024	4,000,000.00	11/07/2019 1.77%	4,090,468.75 4,090,468.75	106.23 0.41%	4,249,220.00 7,826.09	1.19% 158,751.25	Aaa / AA+ AAA	3.42 3.30
912828ZC7	US Treasury Note 1.125% Due 2/28/2025	7,000,000.00	03/18/2020 0.81%	7,108,007.81 7,108,007.81	102.32 0.50%	7,162,421.00 19,901.49	2.01% 54,413.19	Aaa / AA+ AAA	3.75 3.66
91282CAB7	US Treasury Note 0.25% Due 7/31/2025	6,000,000.00	03/12/2021 0.72%	5,879,062.50 5,879,062.50	98.56 0.60%	5,913,750.00 5,013.81	1.65% 34,687.50	Aaa / AA+ AAA	4.17 4.13
91282CAM3	US Treasury Note 0.25% Due 9/30/2025	3,200,000.00	03/29/2021 0.74%	3,130,375.00 3,130,375.00	98.32 0.64%	3,146,249.60 1,355.19	0.88% 15,874.60	Aaa / AA+ AAA	4.34 4.30
91282CAT8	US Treasury Note 0.25% Due 10/31/2025	6,000,000.00	02/19/2021 0.53%	5,923,125.00 5,923,125.00	98.18 0.67%	5,890,548.00 1,304.35	1.65% (32,577.00)	Aaa / AA+ AAA	4.42 4.38

City of Corona Consolidated

Account #10003

Holdings Report

As of May 31, 2021



CUSIP	Security Description	Par Value/Units	Purchase Date Book Yield	Cost Value Book Value	Mkt Price Mkt YTM	Market Value Accrued Int.	% of Port. Gain/Loss	Moody/S&P Fitch	Maturity Duration
US TREASURY									
91282CAZ4	US Treasury Note 0.375% Due 11/30/2025	3,800,000.00	03/26/2021 0.77%	3,731,867.19 3,731,867.19	98.61 0.69%	3,747,009.00 38.93	1.05% 15,141.81	Aaa / AA+ AAA	4.50 4.45
Total US Treasury		78,300,000.00	1.49%	78,400,402.03	0.35%	80,337,118.70 323,754.88	22.55% 1,936,716.67	Aaa / AA+ AAA	2.96 2.90
TOTAL PORTFOLIO		348,153,519.28	1.51%	349,266,599.16	0.38%	356,449,709.18 1,302,705.52	100.00% 7,183,110.02	Aa1 / AA+ AAA	2.50 2.26
TOTAL MARKET VALUE PLUS ACCRUED						357,752,414.70			

City of Corona Consolidated

Transaction Ledger



Account #10003

As of May 31, 2021

Transaction Type	Settlement Date	CUSIP	Quantity	Security Description	Price	Acq/Disp Yield	Amount	Interest Pur/Sold	Total Amount	Gain/Loss
ACQUISITIONS										
Purchase	05/01/2021	60934N807	40,500.00	Federated Investors Govt Oblig Fund Inst.	1.000	0.01%	40,500.00	0.00	40,500.00	0.00
Purchase	05/03/2021	60934N807	26,580.00	Federated Investors Govt Oblig Fund Inst.	1.000	0.01%	26,580.00	0.00	26,580.00	0.00
Purchase	05/04/2021	60934N807	51.01	Federated Investors Govt Oblig Fund Inst.	1.000	0.01%	51.01	0.00	51.01	0.00
Purchase	05/07/2021	60934N807	15,312.53	Federated Investors Govt Oblig Fund Inst.	1.000	0.01%	15,312.53	0.00	15,312.53	0.00
Purchase	05/08/2021	60934N807	27,874.75	Federated Investors Govt Oblig Fund Inst.	1.000	0.01%	27,874.75	0.00	27,874.75	0.00
Purchase	05/11/2021	60934N807	2,970,000.00	Federated Investors Govt Oblig Fund Inst.	1.000	0.01%	2,970,000.00	0.00	2,970,000.00	0.00
Purchase	05/11/2021	60934N807	44,550.00	Federated Investors Govt Oblig Fund Inst.	1.000	0.01%	44,550.00	0.00	44,550.00	0.00
Purchase	05/12/2021	023135BX3	4,865,000.00	Amazon.com Inc Callable Note Cont 5/12/2026 1% Due 5/12/2026	99.568	1.09%	4,843,983.20	0.00	4,843,983.20	0.00
Purchase	05/12/2021	60934N807	1,474,801.21	Federated Investors Govt Oblig Fund Inst.	1.000	0.01%	1,474,801.21	0.00	1,474,801.21	0.00
Purchase	05/17/2021	60934N807	1,892.92	Federated Investors Govt Oblig Fund Inst.	1.000	0.01%	1,892.92	0.00	1,892.92	0.00
Purchase	05/17/2021	60934N807	325.00	Federated Investors Govt Oblig Fund Inst.	1.000	0.01%	325.00	0.00	325.00	0.00
Purchase	05/17/2021	60934N807	1,610.00	Federated Investors Govt Oblig Fund Inst.	1.000	0.01%	1,610.00	0.00	1,610.00	0.00
Purchase	05/17/2021	60934N807	3,490.08	Federated Investors Govt Oblig Fund Inst.	1.000	0.01%	3,490.08	0.00	3,490.08	0.00
Purchase	05/17/2021	60934N807	376.25	Federated Investors Govt Oblig Fund Inst.	1.000	0.01%	376.25	0.00	376.25	0.00
Purchase	05/17/2021	60934N807	612.08	Federated Investors Govt Oblig Fund Inst.	1.000	0.01%	612.08	0.00	612.08	0.00
Purchase	05/17/2021	60934N807	314.50	Federated Investors Govt Oblig Fund Inst.	1.000	0.01%	314.50	0.00	314.50	0.00

City of Corona Consolidated

Transaction Ledger



Account #10003

As of May 31, 2021

Transaction Type	Settlement Date	CUSIP	Quantity	Security Description	Price	Acq/Disp Yield	Amount	Interest Pur/Sold	Total Amount	Gain/Loss
ACQUISITIONS										
Purchase	05/17/2021	60934N807	669.67	Federated Investors Govt Oblig Fund Inst.	1.000	0.01%	669.67	0.00	669.67	0.00
Purchase	05/17/2021	60934N807	3,011.17	Federated Investors Govt Oblig Fund Inst.	1.000	0.01%	3,011.17	0.00	3,011.17	0.00
Purchase	05/17/2021	60934N807	519.33	Federated Investors Govt Oblig Fund Inst.	1.000	0.01%	519.33	0.00	519.33	0.00
Purchase	05/17/2021	60934N807	240.45	Federated Investors Govt Oblig Fund Inst.	1.000	0.01%	240.45	0.00	240.45	0.00
Purchase	05/17/2021	60934N807	98,787.00	Federated Investors Govt Oblig Fund Inst.	1.000	0.01%	98,787.00	0.00	98,787.00	0.00
Purchase	05/17/2021	60934N807	160,216.08	Federated Investors Govt Oblig Fund Inst.	1.000	0.01%	160,216.08	0.00	160,216.08	0.00
Purchase	05/17/2021	60934N807	195,890.75	Federated Investors Govt Oblig Fund Inst.	1.000	0.01%	195,890.75	0.00	195,890.75	0.00
Purchase	05/17/2021	60934N807	151,136.09	Federated Investors Govt Oblig Fund Inst.	1.000	0.01%	151,136.09	0.00	151,136.09	0.00
Purchase	05/18/2021	60934N807	54,312.50	Federated Investors Govt Oblig Fund Inst.	1.000	0.01%	54,312.50	0.00	54,312.50	0.00
Purchase	05/18/2021	60934N807	501.04	Federated Investors Govt Oblig Fund Inst.	1.000	0.01%	501.04	0.00	501.04	0.00
Purchase	05/19/2021	60934N807	2,075,000.00	Federated Investors Govt Oblig Fund Inst.	1.000	0.01%	2,075,000.00	0.00	2,075,000.00	0.00
Purchase	05/19/2021	60934N807	20,231.25	Federated Investors Govt Oblig Fund Inst.	1.000	0.01%	20,231.25	0.00	20,231.25	0.00
Purchase	05/20/2021	60934N807	885.17	Federated Investors Govt Oblig Fund Inst.	1.000	0.01%	885.17	0.00	885.17	0.00
Purchase	05/20/2021	60934N807	2,247.17	Federated Investors Govt Oblig Fund Inst.	1.000	0.01%	2,247.17	0.00	2,247.17	0.00
Purchase	05/21/2021	60934N807	173.25	Federated Investors Govt Oblig Fund Inst.	1.000	0.01%	173.25	0.00	173.25	0.00
Purchase	05/21/2021	60934N807	91,012.89	Federated Investors Govt Oblig Fund Inst.	1.000	0.01%	91,012.89	0.00	91,012.89	0.00

City of Corona Consolidated

Transaction Ledger



Account #10003

As of May 31, 2021

Transaction Type	Settlement Date	CUSIP	Quantity	Security Description	Price	Acq/Disp Yield	Amount	Interest Pur/Sold	Total Amount	Gain/Loss
ACQUISITIONS										
Purchase	05/24/2021	46647PBK1	1,000,000.00	JP Morgan Chase & Co Callable Note Cont 4/22/2025 2.083% Due 4/22/2026	103.733	1.11%	1,037,330.00	1,851.56	1,039,181.56	0.00
Purchase	05/25/2021	60934N807	21,600.00	Federated Investors Govt Oblig Fund Inst.	1.000	0.01%	21,600.00	0.00	21,600.00	0.00
Purchase	05/25/2021	60934N807	8,542.50	Federated Investors Govt Oblig Fund Inst.	1.000	0.01%	8,542.50	0.00	8,542.50	0.00
Purchase	05/25/2021	60934N807	11,328.63	Federated Investors Govt Oblig Fund Inst.	1.000	0.01%	11,328.63	0.00	11,328.63	0.00
Purchase	05/25/2021	60934N807	11,022.00	Federated Investors Govt Oblig Fund Inst.	1.000	0.01%	11,022.00	0.00	11,022.00	0.00
Purchase	05/25/2021	60934N807	378,739.01	Federated Investors Govt Oblig Fund Inst.	1.000	0.01%	378,739.01	0.00	378,739.01	0.00
Purchase	05/25/2021	60934N807	138,577.02	Federated Investors Govt Oblig Fund Inst.	1.000	0.01%	138,577.02	0.00	138,577.02	0.00
Purchase	05/25/2021	60934N807	16,938.35	Federated Investors Govt Oblig Fund Inst.	1.000	0.01%	16,938.35	0.00	16,938.35	0.00
Purchase	05/25/2021	60934N807	12,646.00	Federated Investors Govt Oblig Fund Inst.	1.000	0.01%	12,646.00	0.00	12,646.00	0.00
Purchase	05/27/2021	60934N807	1,541,996.00	Federated Investors Govt Oblig Fund Inst.	1.000	0.01%	1,541,996.00	0.00	1,541,996.00	0.00
Purchase	05/31/2021	60934N807	7,125.00	Federated Investors Govt Oblig Fund Inst.	1.000	0.01%	7,125.00	0.00	7,125.00	0.00
Subtotal			15,476,638.65				15,492,951.85	1,851.56	15,494,803.41	0.00
Security Contribution	05/03/2021	90LAIF\$00	1,400,000.00	Local Agency Investment Fund State Pool	1.000		1,400,000.00	0.00	1,400,000.00	0.00
Security Contribution	05/10/2021	90LAIF\$00	3,000,000.00	Local Agency Investment Fund State Pool	1.000		3,000,000.00	0.00	3,000,000.00	0.00
Security Contribution	05/12/2021	60934N807	445,000.00	Federated Investors Govt Oblig Fund Inst.	1.000		445,000.00	0.00	445,000.00	0.00
Security Contribution	05/17/2021	90LAIF\$00	500,000.00	Local Agency Investment Fund State Pool	1.000		500,000.00	0.00	500,000.00	0.00

City of Corona Consolidated

Transaction Ledger



Account #10003

As of May 31, 2021

Transaction Type	Settlement Date	CUSIP	Quantity	Security Description	Price	Acq/Disp Yield	Amount	Interest Pur/Sold	Total Amount	Gain/Loss
ACQUISITIONS										
Security Contribution	05/24/2021	90LAIF\$00	800,000.00	Local Agency Investment Fund State Pool	1.000		800,000.00	0.00	800,000.00	0.00
Security Contribution	05/26/2021	90LAIF\$00	4,700,000.00	Local Agency Investment Fund State Pool	1.000		4,700,000.00	0.00	4,700,000.00	0.00
Security Contribution	05/27/2021	90LAIF\$00	15,100,000.00	Local Agency Investment Fund State Pool	1.000		15,100,000.00	0.00	15,100,000.00	0.00
Subtotal			25,945,000.00				25,945,000.00	0.00	25,945,000.00	0.00
Short Sale	05/12/2021	60934N807	-4,843,983.20	Federated Investors Govt Oblig Fund Inst.	1.000		-4,843,983.20	0.00	-4,843,983.20	0.00
Subtotal			-4,843,983.20				-4,843,983.20	0.00	-4,843,983.20	0.00
TOTAL ACQUISITIONS			36,577,655.45				36,593,968.65	1,851.56	36,595,820.21	0.00
DISPOSITIONS										
Closing Purchase	05/12/2021	60934N807	-4,843,983.20	Federated Investors Govt Oblig Fund Inst.	1.000		-4,843,983.20	0.00	-4,843,983.20	0.00
Subtotal			-4,843,983.20				-4,843,983.20	0.00	-4,843,983.20	0.00
Sale	05/12/2021	60934N807	4,843,983.20	Federated Investors Govt Oblig Fund Inst.	1.000	0.01%	4,843,983.20	0.00	4,843,983.20	0.00
Sale	05/12/2021	912828J43	1,450,000.00	US Treasury Note 1.75% Due 2/28/2022	101.363	0.05%	1,469,767.58	5,033.63	1,474,801.21	45,987.33
Sale	05/24/2021	60934N807	1,039,181.56	Federated Investors Govt Oblig Fund Inst.	1.000	0.01%	1,039,181.56	0.00	1,039,181.56	0.00
Sale	05/27/2021	48128BAB7	1,500,000.00	JP Morgan Chase & Co Callable Note 1X 1/15/2022 2.972% Due 1/15/2023	101.710	0.27%	1,525,650.00	16,346.00	1,541,996.00	40,125.00
Subtotal			8,833,164.76				8,878,582.34	21,379.63	8,899,961.97	86,112.33
Paydown	05/17/2021	43813DAC2	0.00	Honda Auto Receivables 2020-2 A3 0.82% Due 7/15/2024	100.000		0.00	669.67	669.67	0.00

City of Corona Consolidated

Transaction Ledger



Account #10003

As of May 31, 2021

Transaction Type	Settlement Date	CUSIP	Quantity	Security Description	Price	Acq/Disp Yield	Amount	Interest Pur/Sold	Total Amount	Gain/Loss
DISPOSITIONS										
Paydown	05/17/2021	43815NAC8	0.00	Honda Auto Receivables Trust 2019-3 A3 1.78% Due 8/15/2023	100.000		0.00	3,011.17	3,011.17	0.00
Paydown	05/17/2021	44891RAC4	0.00	Hyundai Auto Receivables Trust 2020-C A3 0.38% Due 5/15/2025	100.000		0.00	519.33	519.33	0.00
Paydown	05/17/2021	44933LAC7	0.00	Hyundai Auto Receivables Trust 2021-A A3 0.38% Due 9/15/2025	100.000		0.00	240.45	240.45	0.00
Paydown	05/17/2021	477870AC3	97,216.09	John Deere Owner Trust 2019-B A3 2.21% Due 12/15/2023	100.000		97,216.09	1,570.91	98,787.00	20.64
Paydown	05/17/2021	47787NAC3	0.00	John Deere Owner Trust 2020-B A3 0.51% Due 11/15/2024	100.000		0.00	314.50	314.50	0.00
Paydown	05/17/2021	47788EAC2	158,924.23	John Deere Owner Trust 2018-B A3 3.08% Due 11/15/2022	100.000		158,924.23	1,291.85	160,216.08	12.04
Paydown	05/17/2021	47789JAD8	192,194.12	John Deere Owner Trust 2019-A A3 2.91% Due 7/17/2023	100.000		192,194.12	3,696.63	195,890.75	-4,001.54
Paydown	05/17/2021	47789KAC7	0.00	John Deere Owner Trust 2020-A A3 1.1% Due 8/15/2024	100.000		0.00	1,892.92	1,892.92	0.00
Paydown	05/17/2021	58769EAC2	0.00	Mercedes-Benz Auto Lease Trust 2020-B A3 0.4% Due 11/15/2023	100.000		0.00	325.00	325.00	0.00
Paydown	05/17/2021	58770FAC6	0.00	Mercedes Benz Auto Lease Trust 2020-A A3 1.84% Due 12/15/2022	100.000		0.00	1,610.00	1,610.00	0.00
Paydown	05/17/2021	65479JAD5	0.00	Nissan Auto Receivables Owner 2019-C A3 1.93% Due 7/15/2024	100.000		0.00	3,490.08	3,490.08	0.00
Paydown	05/17/2021	89236XAC0	0.00	Toyota Auto Receivables 2020-D A3 0.35% Due 1/15/2025	100.000		0.00	376.25	376.25	0.00
Paydown	05/17/2021	89238TAD5	149,283.08	Toyota Auto Receivables Trust 2018-B A3 2.96% Due 9/15/2022	100.000		149,283.08	1,853.01	151,136.09	-1,580.30

City of Corona Consolidated

Transaction Ledger



Account #10003

As of May 31, 2021

Transaction Type	Settlement Date	CUSIP	Quantity	Security Description	Price	Acq/Disp Yield	Amount	Interest Pur/Sold	Total Amount	Gain/Loss
DISPOSITIONS										
Paydown	05/17/2021	89240BAC2	0.00	Toyota Auto Receivables Owners 2021-A A3 0.26% Due 5/15/2025	100.000		0.00	612.08	612.08	0.00
Paydown	05/18/2021	43813KAC6	0.00	Honda Auto Receivables Trust 2020-3 A3 0.37% Due 10/18/2024	100.000		0.00	501.04	501.04	0.00
Paydown	05/20/2021	92290BAA9	0.00	Verizon Owner Trust 2020-B A 0.47% Due 2/20/2025	100.000		0.00	885.17	885.17	0.00
Paydown	05/20/2021	92348AAA3	0.00	Verizon Owner Trust 2019-C A1A 1.94% Due 4/22/2024	100.000		0.00	2,247.17	2,247.17	0.00
Paydown	05/21/2021	43813GAC5	0.00	Honda Auto Receivables Trust 2021-1 A3 0.27% Due 4/21/2025	100.000		0.00	173.25	173.25	0.00
Paydown	05/21/2021	43815HAC1	89,759.67	Honda Auto Receivables Trust 2018-3 A3 2.95% Due 8/22/2022	100.000		89,759.67	1,253.22	91,012.89	12.32
Paydown	05/25/2021	3137B4WB8	0.00	FHLMC K033 A2Due 7/25/2023	100.000		0.00	8,542.50	8,542.50	0.00
Paydown	05/25/2021	3137B5JM6	0.00	FHLMC K034 A2 3.531% Due 7/25/2023	100.000		0.00	11,328.63	11,328.63	0.00
Paydown	05/25/2021	3137B7MZ9	0.00	FHLMC K036 A2Due 10/25/2023	100.000		0.00	11,022.00	11,022.00	0.00
Paydown	05/25/2021	3137BDCC7	377,515.29	FHLMC K716 A2 3.13% Due 6/25/2021	100.000		377,515.29	1,223.72	378,739.01	-15,484.02
Paydown	05/25/2021	3137BFDQ1	133,821.54	FHLMC K717 A2 2.991% Due 9/25/2021	100.000		133,821.54	4,755.48	138,577.02	-1,378.80
Paydown	05/25/2021	3137BM6P6	6,714.04	FHLMC K721 A2Due 8/25/2022	100.000		6,714.04	10,224.31	16,938.35	-235.79
Paydown	05/25/2021	3137BYPQ7	3,923.96	FHLMC K726 A2 2.905% Due 4/25/2024	100.000		3,923.96	8,722.04	12,646.00	-28.05
Subtotal			1,209,352.02				1,209,352.02	82,352.38	1,291,704.40	-22,663.50
Maturity	05/11/2021	369550BE7	2,970,000.00	General Dynamics Corp Note 3% Due 5/11/2021	100.000		2,970,000.00	0.00	2,970,000.00	20,849.50

City of Corona Consolidated

Transaction Ledger



Account #10003

As of May 31, 2021

Transaction Type	Settlement Date	CUSIP	Quantity	Security Description	Price	Acq/Disp Yield	Amount	Interest Pur/Sold	Total Amount	Gain/Loss
DISPOSITIONS										
Maturity	05/19/2021	857477AV5	2,075,000.00	State Street Bank Note 1.95% Due 5/19/2021	100.000		2,075,000.00	0.00	2,075,000.00	7,591.40
Subtotal			5,045,000.00				5,045,000.00	0.00	5,045,000.00	28,440.90
Security Withdrawal	05/06/2021	90LAIF\$00	500,000.00	Local Agency Investment Fund State Pool	1.000		500,000.00	0.00	500,000.00	0.00
Security Withdrawal	05/12/2021	60934N807	445,000.00	Federated Investors Govt Oblig Fund Inst.	1.000		445,000.00	0.00	445,000.00	0.00
Security Withdrawal	05/13/2021	90LAIF\$00	2,800,000.00	Local Agency Investment Fund State Pool	1.000		2,800,000.00	0.00	2,800,000.00	0.00
Security Withdrawal	05/20/2021	90LAIF\$00	2,500,000.00	Local Agency Investment Fund State Pool	1.000		2,500,000.00	0.00	2,500,000.00	0.00
Subtotal			6,245,000.00				6,245,000.00	0.00	6,245,000.00	0.00
TOTAL DISPOSITIONS			16,488,533.58				16,533,951.16	103,732.01	16,637,683.17	91,889.73
OTHER TRANSACTIONS										
Interest	05/01/2021	78015K7C2	3,600,000.00	Royal Bank of Canada Note 2.25% Due 11/1/2024	0.000		40,500.00	0.00	40,500.00	0.00
Interest	05/03/2021	037833AK6	2,215,000.00	Apple Inc Note 2.4% Due 5/3/2023	0.000		26,580.00	0.00	26,580.00	0.00
Interest	05/07/2021	3135G06G3	6,300,000.00	FNMA Note 0.5% Due 11/7/2025	0.000		15,312.53	0.00	15,312.53	0.00
Interest	05/08/2021	14913Q3B3	2,593,000.00	Caterpillar Finl Service Note 2.15% Due 11/8/2024	0.000		27,874.75	0.00	27,874.75	0.00
Interest	05/11/2021	369550BE7	2,970,000.00	General Dynamics Corp Note 3% Due 5/11/2021	0.000		44,550.00	0.00	44,550.00	0.00
Interest	05/18/2021	404280BS7	2,750,000.00	HSBC Holdings PLC Callable Note 1X 5/18/2023 3.95% Due 5/18/2024	0.000		54,312.50	0.00	54,312.50	0.00
Interest	05/19/2021	857477AV5	2,075,000.00	State Street Bank Note 1.95% Due 5/19/2021	0.000		20,231.25	0.00	20,231.25	0.00

City of Corona Consolidated

Account #10003

Transaction Ledger

As of May 31, 2021



Transaction Type	Settlement Date	CUSIP	Quantity	Security Description	Price	Acq/Disp Yield	Amount	Interest Pur/Sold	Total Amount	Gain/Loss
OTHER TRANSACTIONS										
Interest	05/25/2021	404280BA6	1,200,000.00	HSBC Holdings PLC Note 3.6% Due 5/25/2023	0.000		21,600.00	0.00	21,600.00	0.00
Interest	05/31/2021	91282CAZ4	3,800,000.00	US Treasury Note 0.375% Due 11/30/2025	0.000		7,125.00	0.00	7,125.00	0.00
Subtotal			27,503,000.00				258,086.03	0.00	258,086.03	0.00
Dividend	05/04/2021	60934N807	363,879.59	Federated Investors Govt Oblig Fund Inst.	0.000		51.01	0.00	51.01	0.00
Subtotal			363,879.59				51.01	0.00	51.01	0.00
TOTAL OTHER TRANSACTIONS			27,866,879.59				258,137.04	0.00	258,137.04	0.00

City of Corona Consolidated

Income Earned



Account #10003

As of May 31, 2021

CUSIP	Security Description	Trade Date Settle Date Units	Book Value: Begin Book Value: Acq Book Value: Disp Book Value: End	Prior Accrued Inc. Received Ending Accrued Total Interest	Accr. Of Discount Amort. Of Premium Net Accret/Amort Income Earned	Total Income
FIXED INCOME						
023135BX3	Amazon.com Inc Callable Note Cont 5/12/2026 1% Due 05/12/2026	05/10/2021 05/12/2021 4,865,000.00	0.00 4,843,983.20 0.00 4,843,983.20	0.00 0.00 2,567.64 2,567.64	0.00 0.00 0.00 2,567.64	2,567.64
02665WCJ8	American Honda Finance Note 3.45% Due 07/14/2023	07/11/2018 07/16/2018 930,000.00	928,391.10 0.00 0.00 928,391.10	9,536.38 0.00 12,210.13 2,673.75	0.00 0.00 0.00 2,673.75	2,673.75
02665WCQ2	American Honda Finance Note 3.625% Due 10/10/2023	10/03/2018 10/10/2018 2,260,000.00	2,258,146.80 0.00 0.00 2,258,146.80	4,778.96 0.00 11,606.04 6,827.08	0.00 0.00 0.00 6,827.08	6,827.08
037833AK6	Apple Inc Note 2.4% Due 05/03/2023	11/28/2018 11/30/2018 2,215,000.00	2,112,644.85 0.00 0.00 2,112,644.85	26,284.67 26,580.00 4,134.67 4,430.00	0.00 0.00 0.00 4,430.00	4,430.00
06051GHF9	Bank of America Corp Callable Note 1X 3/5/2023 3.55% Due 03/05/2024	Various Various 3,250,000.00	3,273,420.00 0.00 0.00 3,273,420.00	17,947.23 0.00 27,561.81 9,614.58	0.00 0.00 0.00 9,614.58	9,614.58
06406RAJ6	Bank of NY Mellon Corp Note 3.45% Due 08/11/2023	05/16/2019 05/20/2019 3,254,000.00	3,339,580.20 0.00 0.00 3,339,580.20	24,947.33 0.00 34,302.58 9,355.25	0.00 0.00 0.00 9,355.25	9,355.25
084670BR8	Berkshire Hathaway Callable Note Cont 1/15/2023 2.75% Due 03/15/2023	11/26/2018 11/28/2018 2,500,000.00	2,425,225.00 0.00 0.00 2,425,225.00	8,784.72 0.00 14,513.89 5,729.17	0.00 0.00 0.00 5,729.17	5,729.17
13063DRK6	California State Taxable GO 2.4% Due 10/01/2024	10/16/2019 10/24/2019 3,385,000.00	3,462,753.45 0.00 0.00 3,462,753.45	6,770.00 0.00 13,540.00 6,770.00	0.00 0.00 0.00 6,770.00	6,770.00
14913Q3B3	Caterpillar Finl Service Note 2.15% Due 11/08/2024	Various Various 2,593,000.00	2,624,484.21 0.00 0.00 2,624,484.21	26,790.74 27,874.75 3,561.77 4,645.78	0.00 0.00 0.00 4,645.78	4,645.78

City of Corona Consolidated

Income Earned



Account #10003

As of May 31, 2021

CUSIP	Security Description	Trade Date Settle Date Units	Book Value: Begin Book Value: Acq Book Value: Disp Book Value: End	Prior Accrued Inc. Received Ending Accrued Total Interest	Accr. Of Discount Amort. Of Premium Net Accret/Amort Income Earned	Total Income
166764AH3	Chevron Corp Callable Note Cont 3/24/2023 3.191% Due 06/24/2023	Various Various 3,000,000.00	2,982,300.00 0.00 0.00 2,982,300.00	33,771.42 0.00 41,748.92 7,977.50	0.00 0.00 0.00 7,977.50	7,977.50
24422ETG4	John Deere Capital Corp Note 2.8% Due 03/06/2023	Various Various 1,500,000.00	1,454,530.00 0.00 0.00 1,454,530.00	6,416.67 0.00 9,916.67 3,500.00	0.00 0.00 0.00 3,500.00	3,500.00
24422EVN6	John Deere Capital Corp Note 0.45% Due 01/17/2024	03/01/2021 03/04/2021 2,140,000.00	2,138,480.60 0.00 0.00 2,138,480.60	1,524.75 0.00 2,327.25 802.50	0.00 0.00 0.00 802.50	802.50
3130A0F70	FHLB Note 3.375% Due 12/08/2023	01/16/2019 01/17/2019 3,500,000.00	3,602,165.00 0.00 0.00 3,602,165.00	46,921.88 0.00 56,765.63 9,843.75	0.00 0.00 0.00 9,843.75	9,843.75
3130A0XE5	FHLB Note 3.25% Due 03/08/2024	03/28/2019 03/29/2019 1,000,000.00	1,045,410.00 0.00 0.00 1,045,410.00	4,784.72 0.00 7,493.06 2,708.34	0.00 0.00 0.00 2,708.34	2,708.34
3130A1XJ2	FHLB Note 2.875% Due 06/14/2024	Various Various 5,500,000.00	5,740,000.40 0.00 0.00 5,740,000.40	60,175.35 0.00 73,352.43 13,177.08	0.00 0.00 0.00 13,177.08	13,177.08
3130A2UW4	FHLB Note 2.875% Due 09/13/2024	09/13/2019 09/16/2019 4,000,000.00	4,206,760.00 0.00 0.00 4,206,760.00	15,333.33 0.00 24,916.67 9,583.34	0.00 0.00 0.00 9,583.34	9,583.34
3130A8QS5	FHLB Note 1.125% Due 07/14/2021	10/04/2016 10/06/2016 2,900,000.00	2,873,204.00 0.00 0.00 2,873,204.00	9,696.88 0.00 12,415.63 2,718.75	0.00 0.00 0.00 2,718.75	2,718.75
3130AB3H7	FHLB Note 2.375% Due 03/08/2024	04/29/2019 04/30/2019 4,000,000.00	4,000,280.00 0.00 0.00 4,000,280.00	13,986.11 0.00 21,902.78 7,916.67	0.00 0.00 0.00 7,916.67	7,916.67

City of Corona Consolidated

Income Earned



Account #10003

As of May 31, 2021

CUSIP	Security Description	Trade Date Settle Date Units	Book Value: Begin Book Value: Acq Book Value: Disp Book Value: End	Prior Accrued Inc. Received Ending Accrued Total Interest	Accr. Of Discount Amort. Of Premium Net Accret/Amort Income Earned	Total Income
3130AF5B9	FHLB Note 3% Due 10/12/2021	11/29/2018 11/30/2018 2,500,000.00	2,506,300.00 0.00 0.00 2,506,300.00	3,958.33 0.00 10,208.33 6,250.00	0.00 0.00 0.00 6,250.00	6,250.00
313379RB7	FHLB Note 1.875% Due 06/11/2021	08/30/2017 08/31/2017 1,300,000.00	1,309,802.00 0.00 0.00 1,309,802.00	9,479.17 0.00 11,510.42 2,031.25	0.00 0.00 0.00 2,031.25	2,031.25
3135G03U5	FNMA Note 0.625% Due 04/22/2025	04/22/2020 04/24/2020 5,270,000.00	5,259,143.80 0.00 0.00 5,259,143.80	823.44 0.00 3,568.23 2,744.79	0.00 0.00 0.00 2,744.79	2,744.79
3135G04Z3	FNMA Note 0.5% Due 06/17/2025	Various Various 6,200,000.00	6,196,731.90 0.00 0.00 6,196,731.90	11,538.89 0.00 14,122.22 2,583.33	0.00 0.00 0.00 2,583.33	2,583.33
3135G05X7	FNMA Note 0.375% Due 08/25/2025	Various Various 6,285,000.00	6,260,439.20 0.00 0.00 6,260,439.20	4,320.94 0.00 6,285.00 1,964.06	0.00 0.00 0.00 1,964.06	1,964.06
3135G06G3	FNMA Note 0.5% Due 11/07/2025	Various Various 6,300,000.00	6,279,895.00 0.00 0.00 6,279,895.00	14,787.50 15,312.53 2,100.00 2,625.03	0.00 0.00 0.00 2,625.03	2,625.03
3135G0T94	FNMA Note 2.375% Due 01/19/2023	04/11/2018 04/12/2018 5,500,000.00	5,418,930.00 0.00 0.00 5,418,930.00	37,010.42 0.00 47,895.83 10,885.41	0.00 0.00 0.00 10,885.41	10,885.41
3135G0W66	FNMA Note 1.625% Due 10/15/2024	Various Various 3,500,000.00	3,564,275.00 0.00 0.00 3,564,275.00	2,527.77 0.00 7,267.36 4,739.59	0.00 0.00 0.00 4,739.59	4,739.59
3135G0X24	FNMA Note 1.625% Due 01/07/2025	Various Various 4,220,000.00	4,282,878.20 0.00 0.00 4,282,878.20	21,715.42 0.00 27,430.00 5,714.58	0.00 0.00 0.00 5,714.58	5,714.58

City of Corona Consolidated

Income Earned



Account #10003

As of May 31, 2021

CUSIP	Security Description	Trade Date Settle Date Units	Book Value: Begin Book Value: Acq Book Value: Disp Book Value: End	Prior Accrued Inc. Received Ending Accrued Total Interest	Accr. Of Discount Amort. Of Premium Net Accret/Amort Income Earned	Total Income
3137B4WB8	FHLMC K033 A2 3.06% Due 07/25/2023	07/23/2019 07/26/2019 3,350,000.00	3,458,875.00 0.00 0.00 3,458,875.00	1,708.50 8,542.50 1,708.50 8,542.50	0.00 0.00 0.00 8,542.50	8,542.50
3137B5JM6	FHLMC K034 A2 3.531% Due 07/25/2023	08/28/2018 08/31/2018 3,850,000.00	3,931,662.11 0.00 0.00 3,931,662.11	11,328.63 11,328.63 11,328.63 11,328.63	0.00 0.00 0.00 11,328.63	11,328.63
3137B7MZ9	FHLMC K036 A2 3.527% Due 10/25/2023	Various Various 3,750,000.00	3,837,910.16 0.00 0.00 3,837,910.16	2,204.38 11,022.00 2,204.38 11,022.00	0.00 0.00 0.00 11,022.00	11,022.00
3137BDDC7	FHLMC K716 A2 3.13% Due 06/25/2021	09/12/2017 09/14/2017 91,647.48	488,405.77 0.00 392,999.31 95,406.46	244.75 1,223.72 47.81 1,026.78	0.00 0.00 0.00 1,026.78	1,026.78
3137BFDQ1	FHLMC K717 A2 2.991% Due 09/25/2021	Various Various 1,774,095.60	1,927,574.99 0.00 135,200.34 1,792,374.65	4,755.48 4,755.48 4,421.93 4,421.93	0.00 0.00 0.00 4,421.93	4,421.93
3137BM6P6	FHLMC K721 A2 3.09% Due 08/25/2022	Various Various 3,963,891.32	4,110,048.75 0.00 6,949.83 4,103,098.92	10,224.31 10,224.31 10,207.02 10,207.02	0.00 0.00 0.00 10,207.02	10,207.02
3137BYPQ7	FHLMC K726 A2 2.905% Due 04/25/2024	04/22/2019 04/25/2019 3,598,983.92	3,628,663.04 0.00 3,952.01 3,624,711.03	8,722.04 8,722.04 8,712.54 8,712.54	0.00 0.00 0.00 8,712.54	8,712.54
3137EAEC9	FHLMC Note 1.125% Due 08/12/2021	09/26/2016 09/27/2016 2,375,000.00	2,357,520.00 0.00 0.00 2,357,520.00	5,863.28 0.00 8,089.84 2,226.56	0.00 0.00 0.00 2,226.56	2,226.56
3137EAEN5	FHLMC Note 2.75% Due 06/19/2023	Various Various 4,550,000.00	4,527,967.50 0.00 0.00 4,527,967.50	45,879.16 0.00 56,306.25 10,427.09	0.00 0.00 0.00 10,427.09	10,427.09

City of Corona Consolidated

Income Earned



Account #10003

As of May 31, 2021

CUSIP	Security Description	Trade Date Settle Date Units	Book Value: Begin Book Value: Acq Book Value: Disp Book Value: End	Prior Accrued Inc. Received Ending Accrued Total Interest	Accr. Of Discount Amort. Of Premium Net Accret/Amort Income Earned	Total Income
3137EAEPO	FHLMC Note 1.5% Due 02/12/2025	02/13/2020 02/14/2020 6,575,000.00	6,569,937.25 0.00 0.00 6,569,937.25	21,642.71 0.00 29,861.46 8,218.75	0.00 0.00 0.00 8,218.75	8,218.75
3137EAEU9	FHLMC Note 0.375% Due 07/21/2025	Various Various 6,300,000.00	6,277,899.60 0.00 0.00 6,277,899.60	6,562.50 0.00 8,531.25 1,968.75	0.00 0.00 0.00 1,968.75	1,968.75
3137EAEX3	FHLMC Note 0.375% Due 09/23/2025	Various Various 6,295,000.00	6,276,346.05 0.00 0.00 6,276,346.05	2,491.77 0.00 4,458.96 1,967.19	0.00 0.00 0.00 1,967.19	1,967.19
369550BE7	General Dynamics Corp Note Due 05/11/2021	Various Various 0.00	2,949,150.50 0.00 2,949,150.50 0.00	42,075.00 44,550.00 0.00 2,475.00	0.00 0.00 0.00 2,475.00	2,475.00
404280BA6	HSBC Holdings PLC Note 3.6% Due 05/25/2023	05/15/2019 05/17/2019 1,200,000.00	1,228,680.00 0.00 0.00 1,228,680.00	18,720.00 21,600.00 720.00 3,600.00	0.00 0.00 0.00 3,600.00	3,600.00
404280BS7	HSBC Holdings PLC Callable Note 1X 5/18/2023 3.95% Due 05/18/2024	Various Various 2,750,000.00	2,887,177.50 0.00 0.00 2,887,177.50	49,182.98 54,312.50 3,922.57 9,052.09	0.00 0.00 0.00 9,052.09	9,052.09
43813DAC2	Honda Auto Receivables 2020-2 A3 0.82% Due 07/15/2024	05/18/2020 05/27/2020 980,000.00	979,922.87 0.00 0.00 979,922.87	357.16 669.67 357.16 669.67	0.00 0.00 0.00 669.67	669.67
43813GAC5	Honda Auto Receivables Trust 2021-1 A3 0.27% Due 04/21/2025	02/17/2021 02/24/2021 770,000.00	769,985.91 0.00 0.00 769,985.91	57.75 173.25 57.75 173.25	0.00 0.00 0.00 173.25	173.25
43813KAC6	Honda Auto Receivables Trust 2020-3 A3 0.37% Due 10/18/2024	09/22/2020 09/29/2020 1,625,000.00	1,624,761.29 0.00 0.00 1,624,761.29	217.12 501.04 217.12 501.04	0.00 0.00 0.00 501.04	501.04

City of Corona Consolidated

Income Earned



Account #10003

As of May 31, 2021

CUSIP	Security Description	Trade Date Settle Date Units	Book Value: Begin Book Value: Acq Book Value: Disp Book Value: End	Prior Accrued Inc. Received Ending Accrued Total Interest	Accr. Of Discount Amort. Of Premium Net Accret/Amort Income Earned	Total Income
43815HAC1	Honda Auto Receivables Trust 2018-3 A3 2.95% Due 08/22/2022	08/21/2018 08/28/2018 420,023.85	509,713.57 0.00 89,747.35 419,966.22	417.74 1,253.22 344.19 1,179.67	0.00 0.00 0.00 1,179.67	1,179.67
43815NAC8	Honda Auto Receivables Trust 2019-3 A3 1.78% Due 08/15/2023	08/20/2019 08/27/2019 2,030,000.00	2,029,983.15 0.00 0.00 2,029,983.15	1,605.96 3,011.17 1,605.96 3,011.17	0.00 0.00 0.00 3,011.17	3,011.17
44891RAC4	Hyundai Auto Receivables Trust 2020-C A3 0.38% Due 05/15/2025	10/20/2020 10/28/2020 1,640,000.00	1,639,622.31 0.00 0.00 1,639,622.31	276.98 519.33 276.98 519.33	0.00 0.00 0.00 519.33	519.33
44933LAC7	Hyundai Auto Receivables Trust 2021-A A3 0.38% Due 09/15/2025	04/20/2021 04/28/2021 1,340,000.00	1,339,859.03 0.00 0.00 1,339,859.03	42.43 240.45 226.31 424.33	0.00 0.00 0.00 424.33	424.33
4581X0CW6	Inter-American Dev Bank Note 2.125% Due 01/18/2022	11/03/2017 11/07/2017 4,000,000.00	4,008,600.00 0.00 0.00 4,008,600.00	24,319.44 0.00 31,402.78 7,083.34	0.00 0.00 0.00 7,083.34	7,083.34
4581X0CZ9	Inter-American Dev Bank Note 1.75% Due 09/14/2022	Various Various 3,600,000.00	3,512,573.00 0.00 0.00 3,512,573.00	8,225.00 0.00 13,475.00 5,250.00	0.00 0.00 0.00 5,250.00	5,250.00
4581X0DV7	Inter-American Dev Bank Note 0.875% Due 04/20/2026	04/13/2021 04/20/2021 6,390,000.00	6,360,733.80 0.00 0.00 6,360,733.80	1,708.44 0.00 6,367.81 4,659.37	0.00 0.00 0.00 4,659.37	4,659.37
459058JL8	Intl. Bank Recon & Development Note 0.5% Due 10/28/2025	Various Various 6,300,000.00	6,272,360.85 0.00 0.00 6,272,360.85	262.51 0.00 2,887.50 2,624.99	0.00 0.00 0.00 2,624.99	2,624.99
46647PBK1	JP Morgan Chase & Co Callable Note Cont 4/22/2025 2.083% Due 04/22/2026	05/20/2021 05/24/2021 1,000,000.00	0.00 1,037,330.00 0.00 1,037,330.00	0.00 (1,851.56) 2,256.58 405.02	0.00 0.00 0.00 405.02	405.02

City of Corona Consolidated

Income Earned



Account #10003

As of May 31, 2021

CUSIP	Security Description	Trade Date Settle Date Units	Book Value: Begin Book Value: Acq Book Value: Disp Book Value: End	Prior Accrued Inc. Received Ending Accrued Total Interest	Accr. Of Discount Amort. Of Premium Net Accret/Amort Income Earned	Total Income
477870AC3	John Deere Owner Trust 2019-B A3 2.21% Due 12/15/2023	07/16/2019 07/24/2019 755,764.68	852,799.68 0.00 97,195.45 755,604.23	837.82 1,570.91 742.33 1,475.42	0.00 0.00 0.00 1,475.42	1,475.42
47787NAC3	John Deere Owner Trust 2020-B A3 0.51% Due 11/15/2024	07/14/2020 07/22/2020 740,000.00	739,887.22 0.00 0.00 739,887.22	167.73 314.50 167.73 314.50	0.00 0.00 0.00 314.50	314.50
47788EAC2	John Deere Owner Trust 2018-B A3 3.08% Due 11/15/2022	07/18/2018 07/25/2018 344,395.39	503,281.48 0.00 158,912.19 344,369.29	688.99 1,291.85 471.44 1,074.30	0.00 0.00 0.00 1,074.30	1,074.30
47789JAD8	John Deere Owner Trust 2019-A A3 2.91% Due 07/17/2023	08/27/2019 08/29/2019 1,332,187.73	1,556,119.96 0.00 196,195.66 1,359,924.30	1,971.53 3,696.63 1,722.96 3,448.06	0.00 0.00 0.00 3,448.06	3,448.06
47789KAC7	John Deere Owner Trust 2020-A A3 1.1% Due 08/15/2024	Various Various 2,065,000.00	2,069,450.34 0.00 0.00 2,069,450.34	1,009.55 1,892.92 1,009.55 1,892.92	0.00 0.00 0.00 1,892.92	1,892.92
48128BAB7	JP Morgan Chase & Co Callable Note 1X 1/15/2022 2.972% Due 01/15/2023	Various Various 1,750,000.00	3,228,657.50 0.00 1,485,525.00 1,743,132.50	28,440.39 16,346.00 19,648.23 7,553.84	0.00 0.00 0.00 7,553.84	7,553.84
58769EAC2	Mercedes-Benz Auto Lease Trust 2020-B A3 0.4% Due 11/15/2023	09/15/2020 09/23/2020 975,000.00	974,950.57 0.00 0.00 974,950.57	173.33 325.00 173.33 325.00	0.00 0.00 0.00 325.00	325.00
58770FAC6	Mercedes Benz Auto Lease Trust 2020-A A3 1.84% Due 12/15/2022	01/21/2020 01/29/2020 1,050,000.00	1,049,861.61 0.00 0.00 1,049,861.61	858.67 1,610.00 858.67 1,610.00	0.00 0.00 0.00 1,610.00	1,610.00
594918BP8	Microsoft Callable Note Cont 7/8/2021 1.55% Due 08/08/2021	Various 08/08/2016 1,875,000.00	1,872,774.45 0.00 0.00 1,872,774.45	6,700.52 0.00 9,122.39 2,421.87	0.00 0.00 0.00 2,421.87	2,421.87

City of Corona Consolidated

Income Earned



Account #10003

As of May 31, 2021

CUSIP	Security Description	Trade Date Settle Date Units	Book Value: Begin Book Value: Acq Book Value: Disp Book Value: End	Prior Accrued Inc. Received Ending Accrued Total Interest	Accr. Of Discount Amort. Of Premium Net Accret/Amort Income Earned	Total Income
65479JAD5	Nissan Auto Receivables Owner 2019-C A3 1.93% Due 07/15/2024	10/16/2019 10/23/2019 2,170,000.00	2,169,885.42 0.00 0.00 2,169,885.42	1,861.38 3,490.08 1,861.38 3,490.08	0.00 0.00 0.00 3,490.08	3,490.08
69353RFE3	PNC Bank Callable Note Cont 6/28/2022 2.45% Due 07/28/2022	07/25/2017 07/28/2017 3,050,000.00	3,049,725.50 0.00 0.00 3,049,725.50	19,303.96 0.00 25,531.04 6,227.08	0.00 0.00 0.00 6,227.08	6,227.08
69371RP59	Paccar Financial Corp Note 3.4% Due 08/09/2023	08/06/2018 08/09/2018 2,300,000.00	2,299,057.00 0.00 0.00 2,299,057.00	17,812.22 0.00 24,328.89 6,516.67	0.00 0.00 0.00 6,516.67	6,516.67
69371RQ25	Paccar Financial Corp Note 2.15% Due 08/15/2024	08/08/2019 08/15/2019 715,000.00	713,419.85 0.00 0.00 713,419.85	3,245.31 0.00 4,526.35 1,281.04	0.00 0.00 0.00 1,281.04	1,281.04
78015K7C2	Royal Bank of Canada Note 2.25% Due 11/01/2024	12/05/2019 12/09/2019 3,600,000.00	3,598,128.00 0.00 0.00 3,598,128.00	40,500.00 40,500.00 6,750.00 6,750.00	0.00 0.00 0.00 6,750.00	6,750.00
808513AT2	Charles Schwab Corp Callable Note Cont 12/25/2022 2.65% Due 01/25/2023	Various Various 2,250,000.00	2,273,392.50 0.00 0.00 2,273,392.50	15,900.00 0.00 20,868.75 4,968.75	0.00 0.00 0.00 4,968.75	4,968.75
808513BN4	Charles Schwab Corp Callable Note Cont 2/18/2024 0.75% Due 03/18/2024	03/16/2021 03/18/2021 1,775,000.00	1,774,112.50 0.00 0.00 1,774,112.50	1,590.10 0.00 2,699.48 1,109.38	0.00 0.00 0.00 1,109.38	1,109.38
857477AV5	State Street Bank Note Due 05/19/2021	Various Various 0.00	2,067,408.60 0.00 2,067,408.60 0.00	18,208.13 20,231.25 0.00 2,023.12	0.00 0.00 0.00 2,023.12	2,023.12
89114QC48	Toronto Dominion Bank Note 3.5% Due 07/19/2023	07/27/2018 07/31/2018 1,910,000.00	1,904,461.00 0.00 0.00 1,904,461.00	18,940.83 0.00 24,511.67 5,570.84	0.00 0.00 0.00 5,570.84	5,570.84

City of Corona Consolidated

Income Earned



Account #10003

As of May 31, 2021

CUSIP	Security Description	Trade Date Settle Date Units	Book Value: Begin Book Value: Acq Book Value: Disp Book Value: End	Prior Accrued Inc. Received Ending Accrued Total Interest	Accr. Of Discount Amort. Of Premium Net Accret/Amort Income Earned	Total Income
89114QCB2	Toronto Dominion Bank Note 3.25% Due 03/11/2024	03/26/2019 03/28/2019 1,270,000.00	1,286,078.20 0.00 0.00 1,286,078.20	5,732.64 0.00 9,172.22 3,439.58	0.00 0.00 0.00 3,439.58	3,439.58
89236TDP7	Toyota Motor Credit Corp Note 2.6% Due 01/11/2022	Various Various 3,100,000.00	3,038,938.00 0.00 0.00 3,038,938.00	24,627.78 0.00 31,344.44 6,716.66	0.00 0.00 0.00 6,716.66	6,716.66
89236XAC0	Toyota Auto Receivables 2020-D A3 0.35% Due 01/15/2025	10/06/2020 10/13/2020 1,290,000.00	1,289,759.67 0.00 0.00 1,289,759.67	200.67 376.25 200.67 376.25	0.00 0.00 0.00 376.25	376.25
89238TAD5	Toyota Auto Receivables Trust 2018-B A3 2.96% Due 09/15/2022	07/25/2019 07/29/2019 601,936.64	759,172.08 0.00 150,863.38 608,308.70	988.27 1,853.01 791.88 1,656.62	0.00 0.00 0.00 1,656.62	1,656.62
89240BAC2	Toyota Auto Receivables Owners 2021-A A3 0.26% Due 05/15/2025	02/02/2021 02/08/2021 2,825,000.00	2,824,475.68 0.00 0.00 2,824,475.68	326.44 612.08 326.44 612.08	0.00 0.00 0.00 612.08	612.08
90331HPL1	US Bank NA Callable Note Cont 12/21/2024 2.05% Due 01/21/2025	01/16/2020 01/21/2020 4,145,000.00	4,136,171.15 0.00 0.00 4,136,171.15	23,603.47 0.00 30,684.51 7,081.04	0.00 0.00 0.00 7,081.04	7,081.04
9128283D0	US Treasury Note 2.25% Due 10/31/2024	11/07/2019 11/08/2019 4,000,000.00	4,090,468.75 0.00 0.00 4,090,468.75	244.57 0.00 7,826.09 7,581.52	0.00 0.00 0.00 7,581.52	7,581.52
912828B66	US Treasury Note 2.75% Due 02/15/2024	Various Various 5,000,000.00	5,121,796.88 0.00 0.00 5,121,796.88	28,487.57 0.00 40,262.43 11,774.86	0.00 0.00 0.00 11,774.86	11,774.86
912828D56	US Treasury Note 2.375% Due 08/15/2024	12/12/2019 12/13/2019 5,000,000.00	5,140,234.38 0.00 0.00 5,140,234.38	24,602.90 0.00 34,772.10 10,169.20	0.00 0.00 0.00 10,169.20	10,169.20

City of Corona Consolidated

Income Earned



Account #10003

As of May 31, 2021

CUSIP	Security Description	Trade Date Settle Date Units	Book Value: Begin Book Value: Acq Book Value: Disp Book Value: End	Prior Accrued Inc. Received Ending Accrued Total Interest	Accr. Of Discount Amort. Of Premium Net Accret/Amort Income Earned	Total Income
912828J43	US Treasury Note 1.75% Due 02/28/2022	03/13/2017 03/15/2017 2,900,000.00	4,271,340.74 0.00 1,423,780.25 2,847,560.49	12,825.41 5,033.63 12,825.41 5,033.63	0.00 0.00 0.00 5,033.63	5,033.63
912828L24	US Treasury Note 1.875% Due 08/31/2022	10/17/2017 10/18/2017 4,500,000.00	4,478,906.25 0.00 0.00 4,478,906.25	14,215.35 0.00 21,323.03 7,107.68	0.00 0.00 0.00 7,107.68	7,107.68
912828N30	US Treasury Note 2.125% Due 12/31/2022	01/25/2018 01/26/2018 4,800,000.00	4,725,375.00 0.00 0.00 4,725,375.00	34,093.92 0.00 42,828.73 8,734.81	0.00 0.00 0.00 8,734.81	8,734.81
912828T91	US Treasury Note 1.625% Due 10/31/2023	05/29/2019 05/30/2019 5,000,000.00	4,909,960.94 0.00 0.00 4,909,960.94	220.79 0.00 7,065.22 6,844.43	0.00 0.00 0.00 6,844.43	6,844.43
912828V23	US Treasury Note 2.25% Due 12/31/2023	06/21/2019 06/24/2019 4,500,000.00	4,588,417.97 0.00 0.00 4,588,417.97	33,843.23 0.00 42,513.81 8,670.58	0.00 0.00 0.00 8,670.58	8,670.58
912828X70	US Treasury Note 2% Due 04/30/2024	Various Various 4,800,000.00	4,833,281.25 0.00 0.00 4,833,281.25	260.86 0.00 8,347.82 8,086.96	0.00 0.00 0.00 8,086.96	8,086.96
912828XG0	US Treasury Note 2.125% Due 06/30/2022	08/15/2017 08/17/2017 4,000,000.00	4,056,732.15 0.00 0.00 4,056,732.15	28,411.60 0.00 35,690.61 7,279.01	0.00 0.00 0.00 7,279.01	7,279.01
912828XX3	US Treasury Note 2% Due 06/30/2024	Various Various 4,900,000.00	4,942,253.91 0.00 0.00 4,942,253.91	32,756.91 0.00 41,149.18 8,392.27	0.00 0.00 0.00 8,392.27	8,392.27
912828ZC7	US Treasury Note 1.125% Due 02/28/2025	03/18/2020 03/19/2020 7,000,000.00	7,108,007.81 0.00 0.00 7,108,007.81	13,267.66 0.00 19,901.49 6,633.83	0.00 0.00 0.00 6,633.83	6,633.83

City of Corona Consolidated

Income Earned



Account #10003

As of May 31, 2021

CUSIP	Security Description	Trade Date Settle Date Units	Book Value: Begin Book Value: Acq Book Value: Disp Book Value: End	Prior Accrued Inc. Received Ending Accrued Total Interest	Accr. Of Discount Amort. Of Premium Net Accret/Amort Income Earned	Total Income
91282CAB7	US Treasury Note 0.25% Due 07/31/2025	03/12/2021 03/15/2021 6,000,000.00	5,879,062.50 0.00 0.00 5,879,062.50	3,729.28 0.00 5,013.81 1,284.53	0.00 0.00 0.00 1,284.53	1,284.53
91282CAM3	US Treasury Note 0.25% Due 09/30/2025	03/29/2021 03/30/2021 3,200,000.00	3,130,375.00 0.00 0.00 3,130,375.00	677.60 0.00 1,355.19 677.59	0.00 0.00 0.00 677.59	677.59
91282CAT8	US Treasury Note 0.25% Due 10/31/2025	02/19/2021 02/22/2021 6,000,000.00	5,923,125.00 0.00 0.00 5,923,125.00	40.76 0.00 1,304.35 1,263.59	0.00 0.00 0.00 1,263.59	1,263.59
91282CAZ4	US Treasury Note 0.375% Due 11/30/2025	03/26/2021 03/29/2021 3,800,000.00	3,731,867.19 0.00 0.00 3,731,867.19	5,950.55 7,125.00 38.93 1,213.38	0.00 0.00 0.00 1,213.38	1,213.38
91282CBR1	US Treasury Note 0.25% Due 03/15/2024	03/30/2021 03/31/2021 2,900,000.00	2,892,976.56 0.00 0.00 2,892,976.56	925.95 0.00 1,536.68 610.73	0.00 0.00 0.00 610.73	610.73
92290BAA9	Verizon Owner Trust 2020-B A 0.47% Due 02/20/2025	08/04/2020 08/12/2020 2,260,000.00	2,259,525.40 0.00 0.00 2,259,525.40	324.56 885.17 324.56 885.17	0.00 0.00 0.00 885.17	885.17
92348AAA3	Verizon Owner Trust 2019-C A1A 1.94% Due 04/22/2024	10/01/2019 10/08/2019 1,390,000.00	1,389,892.83 0.00 0.00 1,389,892.83	823.96 2,247.17 823.96 2,247.17	0.00 0.00 0.00 2,247.17	2,247.17
931142EK5	Wal-Mart Stores Callable Note Cont 5/26/2023 3.4% Due 06/26/2023	05/08/2019 05/13/2019 2,000,000.00	2,056,900.00 0.00 0.00 2,056,900.00	23,611.11 0.00 29,277.78 5,666.67	0.00 0.00 0.00 5,666.67	5,666.67
			304,614,573.18	1,186,713.31	0.00	
			5,881,313.20	359,966.48	0.00	
			9,157,879.87	1,286,916.77	0.00	
Total Fixed Income		300,224,926.61	301,338,006.51	460,169.94	460,169.94	460,169.94

City of Corona Consolidated

Account #10003

Income Earned

As of May 31, 2021



CUSIP	Security Description	Trade Date Settle Date Units	Book Value: Begin Book Value: Acq Book Value: Disp Book Value: End	Prior Accrued Inc. Received Ending Accrued Total Interest	Accr. Of Discount Amort. Of Premium Net Accret/Amort Income Earned	Total Income
CASH & EQUIVALENT						
60934N807	Federated Investors Govt Oblig Fund Inst.	Various Various 4,025,273.48	296,799.59 5,212,655.45 1,484,181.56 4,025,273.48	0.00 51.01 0.00 51.01	0.00 0.00 0.00 51.01	51.01
89114W7M1	Toronto Dominion Yankee CD 0.24% Due 04/28/2022	04/29/2021 04/30/2021 500,000.00	499,999.98 0.00 0.00 499,999.98	10.00 0.00 113.33 103.33	0.00 0.00 0.00 103.33	103.33
			796,799.57	10.00	0.00	
			5,212,655.45	51.01	0.00	
			1,484,181.56	113.33	0.00	
Total Cash & Equivalent		4,525,273.48	4,525,273.46	154.34	154.34	154.34
LOCAL AGENCY INVESTMENT FUND						
90LAIF\$00	Local Agency Investment Fund State Pool	Various Various 43,403,319.19	23,703,319.19 25,500,000.00 5,800,000.00 43,403,319.19	8,234.04 0.00 15,675.42 7,441.38	0.00 0.00 0.00 7,441.38	7,441.38
			23,703,319.19	8,234.04	0.00	
			25,500,000.00	0.00	0.00	
			5,800,000.00	15,675.42	0.00	
Total Local Agency Investment Fund		43,403,319.19	43,403,319.19	7,441.38	7,441.38	7,441.38
			329,114,691.94	1,194,957.35	0.00	
			36,593,968.65	360,017.49	0.00	
			16,442,061.43	1,302,705.52	0.00	
TOTAL PORTFOLIO		348,153,519.28	349,266,599.16	467,765.66	467,765.66	467,765.66

City of Corona Consolidated

Cash Flow Report



Account #10003

As of May 31, 2021

Payment Date	Transaction Type	CUSIP	Quantity	Security Description	Principal Amount	Income	Total Amount
06/01/2021	Purchase	46647PCH7	3,295,000.00	JP Morgan Chase & Co Callable Note Cont 6/1/2024 0.824% Due 6/1/2025	-3,299,268.65	0.00	-3,299,268.65
06/01/2021	Short Sale	60934N807	-3,299,268.65	Federated Investors Govt Oblig Fund Inst.	3,299,268.65	0.00	3,299,268.65
06/08/2021	Interest	3130A0F70	3,500,000.00	FHLB Note 3.375% Due 12/8/2023	0.00	59,062.50	59,062.50
06/11/2021	Maturity	313379RB7	1,300,000.00	FHLB Note 1.875% Due 6/11/2021	1,300,000.00	12,187.50	1,312,187.50
06/14/2021	Interest	3130A1XJ2	5,500,000.00	FHLB Note 2.875% Due 6/14/2024	0.00	79,062.51	79,062.51
06/15/2021	Paydown	477870AC3	755,764.68	John Deere Owner Trust 2019-B A3 2.21% Due 12/15/2023	23,626.10	1,391.87	25,017.97
06/15/2021	Paydown	47787NAC3	740,000.00	John Deere Owner Trust 2020-B A3 0.51% Due 11/15/2024	0.00	314.50	314.50
06/15/2021	Paydown	89238TAD5	601,936.64	Toyota Auto Receivables Trust 2018-B A3 2.96% Due 9/15/2022	36,275.90	1,484.78	37,760.68
06/15/2021	Paydown	89240BAC2	2,825,000.00	Toyota Auto Receivables Owners 2021-A A3 0.26% Due 5/15/2025	0.00	612.08	612.08
06/15/2021	Paydown	44891RAC4	1,640,000.00	Hyundai Auto Receivables Trust 2020-C A3 0.38% Due 5/15/2025	0.00	519.33	519.33
06/15/2021	Paydown	47789JAD8	1,332,187.73	John Deere Owner Trust 2019-A A3 2.91% Due 7/17/2023	87,350.46	3,230.56	90,581.02
06/15/2021	Paydown	58769EAC2	975,000.00	Mercedes-Benz Auto Lease Trust 2020-B A3 0.4% Due 11/15/2023	0.00	325.00	325.00
06/15/2021	Paydown	58770FAC6	1,050,000.00	Mercedes Benz Auto Lease Trust 2020-A A3 1.84% Due 12/15/2022	100,568.03	1,610.00	102,178.03
06/15/2021	Paydown	65479JAD5	2,170,000.00	Nissan Auto Receivables Owner 2019-C A3 1.93% Due 7/15/2024	54,762.98	3,490.08	58,253.06
06/15/2021	Paydown	43813DAC2	980,000.00	Honda Auto Receivables 2020-2 A3 0.82% Due 7/15/2024	25,464.90	669.67	26,134.57
06/15/2021	Paydown	43815NAC8	2,030,000.00	Honda Auto Receivables Trust 2019-3 A3 1.78% Due 8/15/2023	168,005.21	3,011.17	171,016.38
06/15/2021	Paydown	44933LAC7	1,340,000.00	Hyundai Auto Receivables Trust 2021-A A3 0.38% Due 9/15/2025	0.00	424.33	424.33

City of Corona Consolidated

Cash Flow Report



Account #10003

As of May 31, 2021

Payment Date	Transaction Type	CUSIP	Quantity	Security Description	Principal Amount	Income	Total Amount
06/15/2021	Paydown	47788EAC2	344,395.39	John Deere Owner Trust 2018-B A3 3.08% Due 11/15/2022	18,359.03	883.95	19,242.98
06/15/2021	Paydown	47789KAC7	2,065,000.00	John Deere Owner Trust 2020-A A3 1.1% Due 8/15/2024	50,232.80	1,892.91	52,125.71
06/15/2021	Paydown	89236XAC0	1,290,000.00	Toyota Auto Receivables 2020-D A3 0.35% Due 1/15/2025	31,284.80	376.25	31,661.05
06/17/2021	Interest	3135G04Z3	6,200,000.00	FNMA Note 0.5% Due 6/17/2025	0.00	15,500.00	15,500.00
06/18/2021	Paydown	43813KAC6	1,625,000.00	Honda Auto Receivables Trust 2020-3 A3 0.37% Due 10/18/2024	0.00	501.04	501.04
06/19/2021	Interest	3137EAEN5	4,550,000.00	FHLMC Note 2.75% Due 6/19/2023	0.00	62,562.50	62,562.50
06/19/2021	Paydown	3137BDDC7	0.00	FHLMC K716 A2 3.13% Due 6/25/2021	377,515.29	1,223.72	378,739.01
06/19/2021	Paydown	3137BYPQ7	0.00	FHLMC K726 A2 2.905% Due 4/25/2024	3,923.96	8,722.04	12,646.00
06/19/2021	Paydown	3137B5JM6	0.00	FHLMC K034 A2 3.531% Due 7/25/2023	0.00	11,328.63	11,328.63
06/19/2021	Paydown	3137BFDQ1	0.00	FHLMC K717 A2 2.991% Due 9/25/2021	133,821.54	4,755.48	138,577.02
06/19/2021	Paydown	3137BM6P6	0.00	FHLMC K721 A2 3.09% Due 8/25/2022	6,714.04	10,224.31	16,938.35
06/20/2021	Paydown	92290BAA9	2,260,000.00	Verizon Owner Trust 2020-B A 0.47% Due 2/20/2025	49,790.77	885.17	50,675.94
06/20/2021	Paydown	92348AAA3	1,390,000.00	Verizon Owner Trust 2019-C A1A 1.94% Due 4/22/2024	37,111.86	2,247.17	39,359.03
06/21/2021	Paydown	43813GAC5	770,000.00	Honda Auto Receivables Trust 2021-1 A3 0.27% Due 4/21/2025	0.00	173.25	173.25
06/21/2021	Paydown	43815HAC1	420,023.85	Honda Auto Receivables Trust 2018-3 A3 2.95% Due 8/22/2022	420,023.85	1,032.56	421,056.41
06/24/2021	Interest	166764AH3	3,000,000.00	Chevron Corp Callable Note Cont 3/24/2023 3.191% Due 6/24/2023	0.00	47,865.00	47,865.00
06/25/2021	Interest	3137BM6P6	3,963,891.32	FHLMC K721 A2 3.09% Due 8/25/2022	0.00	10,207.02	10,207.02

City of Corona Consolidated

Cash Flow Report



Account #10003

As of May 31, 2021

Payment Date	Transaction Type	CUSIP	Quantity	Security Description	Principal Amount	Income	Total Amount
06/25/2021	Interest	3137B7MZ9	3,750,000.00	FHLMC K036 A2 3.527% Due 10/25/2023	0.00	11,021.87	11,021.87
06/25/2021	Interest	3137BYPQ7	3,598,983.92	FHLMC K726 A2 2.905% Due 4/25/2024	0.00	8,712.54	8,712.54
06/25/2021	Interest	3137B5JM6	3,850,000.00	FHLMC K034 A2 3.531% Due 7/25/2023	0.00	11,328.63	11,328.63
06/25/2021	Paydown	3137B4WB8	3,350,000.00	FHLMC K033 A2 3.06% Due 7/25/2023	0.00	8,542.50	8,542.50
06/25/2021	Paydown	3137BFDQ1	1,774,095.60	FHLMC K717 A2 2.991% Due 9/25/2021	441,402.87	4,421.93	445,824.80
06/26/2021	Interest	931142EK5	2,000,000.00	Wal-Mart Stores Callable Note Cont 5/26/2023 3.4% Due 6/26/2023	0.00	34,000.00	34,000.00
06/30/2021	Interest	912828N30	4,800,000.00	US Treasury Note 2.125% Due 12/31/2022	0.00	51,000.00	51,000.00
06/30/2021	Interest	912828V23	4,500,000.00	US Treasury Note 2.25% Due 12/31/2023	0.00	50,625.00	50,625.00
06/30/2021	Interest	912828XG0	4,000,000.00	US Treasury Note 2.125% Due 6/30/2022	0.00	42,500.00	42,500.00
06/30/2021	Interest	912828XX3	4,900,000.00	US Treasury Note 2% Due 6/30/2024	0.00	49,000.00	49,000.00
JUN 2021					3,366,234.39	618,929.35	3,985,163.74
07/07/2021	Interest	3135G0X24	4,220,000.00	FNMA Note 1.625% Due 1/7/2025	0.00	34,287.50	34,287.50
07/11/2021	Interest	89236TDP7	3,100,000.00	Toyota Motor Credit Corp Note 2.6% Due 1/11/2022	0.00	40,300.00	40,300.00
07/14/2021	Interest	02665WCJ8	930,000.00	American Honda Finance Note 3.45% Due 7/14/2023	0.00	16,042.50	16,042.50
07/14/2021	Maturity	3130A8QS5	2,900,000.00	FHLB Note 1.125% Due 7/14/2021	2,900,000.00	16,312.50	2,916,312.50
07/15/2021	Dividend	90LAIF\$00	1,707,685,663.94	Local Agency Investment Fund State Pool	0.00	15,341.92	15,341.92
07/15/2021	Interest	48128BAB7	1,750,000.00	JP Morgan Chase & Co Callable Note 1X 1/15/2022 2.972% Due 1/15/2023	0.00	26,005.00	26,005.00

City of Corona Consolidated

Cash Flow Report



Account #10003

As of May 31, 2021

Payment Date	Transaction Type	CUSIP	Quantity	Security Description	Principal Amount	Income	Total Amount
07/15/2021	Paydown	44933LAC7	1,340,000.00	Hyundai Auto Receivables Trust 2021-A A3 0.38% Due 9/15/2025	0.00	424.33	424.33
07/15/2021	Paydown	47789JAD8	1,332,187.73	John Deere Owner Trust 2019-A A3 2.91% Due 7/17/2023	87,557.19	3,018.73	90,575.92
07/15/2021	Paydown	58769EAC2	975,000.00	Mercedes-Benz Auto Lease Trust 2020-B A3 0.4% Due 11/15/2023	0.00	325.00	325.00
07/15/2021	Paydown	65479JAD5	2,170,000.00	Nissan Auto Receivables Owner 2019-C A3 1.93% Due 7/15/2024	54,886.19	3,402.01	58,288.20
07/15/2021	Paydown	43815NAC8	2,030,000.00	Honda Auto Receivables Trust 2019-3 A3 1.78% Due 8/15/2023	162,582.90	2,761.96	165,344.86
07/15/2021	Paydown	47788EAC2	344,395.39	John Deere Owner Trust 2018-B A3 3.08% Due 11/15/2022	18,447.76	836.83	19,284.59
07/15/2021	Paydown	43813DAC2	980,000.00	Honda Auto Receivables 2020-2 A3 0.82% Due 7/15/2024	25,482.30	652.27	26,134.57
07/15/2021	Paydown	477870AC3	755,764.68	John Deere Owner Trust 2019-B A3 2.21% Due 12/15/2023	23,675.32	1,348.36	25,023.68
07/15/2021	Paydown	47789KAC7	2,065,000.00	John Deere Owner Trust 2020-A A3 1.1% Due 8/15/2024	50,370.93	1,846.87	52,217.80
07/15/2021	Paydown	89236XAC0	1,290,000.00	Toyota Auto Receivables 2020-D A3 0.35% Due 1/15/2025	31,206.58	367.13	31,573.71
07/15/2021	Paydown	89240BAC2	2,825,000.00	Toyota Auto Receivables Owners 2021-A A3 0.26% Due 5/15/2025	0.00	612.08	612.08
07/15/2021	Paydown	44891RAC4	1,640,000.00	Hyundai Auto Receivables Trust 2020-C A3 0.38% Due 5/15/2025	0.00	519.33	519.33
07/15/2021	Paydown	47787NAC3	740,000.00	John Deere Owner Trust 2020-B A3 0.51% Due 11/15/2024	0.00	314.50	314.50
07/15/2021	Paydown	58770FAC6	1,050,000.00	Mercedes Benz Auto Lease Trust 2020-A A3 1.84% Due 12/15/2022	95,651.95	1,455.80	97,107.75
07/15/2021	Paydown	89238TAD5	601,936.64	Toyota Auto Receivables Trust 2018-B A3 2.96% Due 9/15/2022	36,451.24	1,395.30	37,846.54
07/17/2021	Interest	24422EVN6	2,140,000.00	John Deere Capital Corp Note 0.45% Due 1/17/2024	0.00	3,557.75	3,557.75
07/18/2021	Interest	4581XOCW6	4,000,000.00	Inter-American Dev Bank Note 2.125% Due 1/18/2022	0.00	42,500.00	42,500.00

City of Corona Consolidated

Cash Flow Report



Account #10003

As of May 31, 2021

Payment Date	Transaction Type	CUSIP	Quantity	Security Description	Principal Amount	Income	Total Amount
07/18/2021	Paydown	43813KAC6	1,625,000.00	Honda Auto Receivables Trust 2020-3 A3 0.37% Due 10/18/2024	0.00	501.04	501.04
07/19/2021	Interest	3135G0T94	5,500,000.00	FNMA Note 2.375% Due 1/19/2023	0.00	65,312.50	65,312.50
07/19/2021	Interest	89114QC48	1,910,000.00	Toronto Dominion Bank Note 3.5% Due 7/19/2023	0.00	33,425.00	33,425.00
07/19/2021	Paydown	3137BDDC7	91,647.48	FHLMC K716 A2 3.13% Due 6/25/2021	469,162.77	1,223.73	470,386.50
07/20/2021	Paydown	92290BAA9	2,260,000.00	Verizon Owner Trust 2020-B A 0.47% Due 2/20/2025	49,810.27	865.67	50,675.94
07/20/2021	Paydown	92348AAA3	1,390,000.00	Verizon Owner Trust 2019-C A1A 1.94% Due 4/22/2024	37,195.37	2,187.17	39,382.54
07/21/2021	Interest	3137EAEU9	6,300,000.00	FHLMC Note 0.375% Due 7/21/2025	0.00	11,812.50	11,812.50
07/21/2021	Interest	90331HPL1	4,145,000.00	US Bank NA Callable Note Cont 12/21/2024 2.05% Due 1/21/2025	0.00	42,486.25	42,486.25
07/21/2021	Paydown	43813GAC5	770,000.00	Honda Auto Receivables Trust 2021-1 A3 0.27% Due 4/21/2025	0.00	173.25	173.25
07/25/2021	Interest	3137B5JM6	3,850,000.00	FHLMC K034 A2 3.531% Due 7/25/2023	0.00	11,328.63	11,328.63
07/25/2021	Interest	3137B7MZ9	3,750,000.00	FHLMC K036 A2 3.527% Due 10/25/2023	0.00	11,021.87	11,021.87
07/25/2021	Interest	3137BM6P6	3,963,891.32	FHLMC K721 A2 3.09% Due 8/25/2022	0.00	10,207.02	10,207.02
07/25/2021	Interest	3137BYPQ7	3,598,983.92	FHLMC K726 A2 2.905% Due 4/25/2024	0.00	8,712.54	8,712.54
07/25/2021	Interest	808513AT2	2,250,000.00	Charles Schwab Corp Callable Note Cont 12/25/2022 2.65% Due 1/25/2023	0.00	29,812.50	29,812.50
07/25/2021	Paydown	3137B4WB8	3,350,000.00	FHLMC K033 A2 3.06% Due 7/25/2023	0.00	8,542.50	8,542.50
07/25/2021	Paydown	3137BFDQ1	1,774,095.60	FHLMC K717 A2 2.991% Due 9/25/2021	442,813.87	3,321.74	446,135.61
07/28/2021	Interest	69353RFE3	3,050,000.00	PNC Bank Callable Note Cont 6/28/2022 2.45% Due 7/28/2022	0.00	37,362.50	37,362.50

City of Corona Consolidated

Cash Flow Report



Account #10003

As of May 31, 2021

Payment Date	Transaction Type	CUSIP	Quantity	Security Description	Principal Amount	Income	Total Amount
07/31/2021	Interest	91282CAB7	6,000,000.00	US Treasury Note 0.25% Due 7/31/2025	0.00	7,500.00	7,500.00
JUL 2021					4,485,294.64	499,424.08	4,984,718.72
08/08/2021	Maturity	594918BP8	1,875,000.00	Microsoft Callable Note Cont 7/8/2021 1.55% Due 8/8/2021	1,875,000.00	14,531.25	1,889,531.25
08/09/2021	Interest	69371RP59	2,300,000.00	Paccar Financial Corp Note 3.4% Due 8/9/2023	0.00	39,100.00	39,100.00
08/11/2021	Interest	06406RAJ6	3,254,000.00	Bank of NY Mellon Corp Note 3.45% Due 8/11/2023	0.00	56,131.50	56,131.50
08/12/2021	Interest	3137EAEP0	6,575,000.00	FHLMC Note 1.5% Due 2/12/2025	0.00	49,312.50	49,312.50
08/12/2021	Maturity	3137EAEC9	2,375,000.00	FHLMC Note 1.125% Due 8/12/2021	2,375,000.00	13,359.38	2,388,359.38
08/15/2021	Interest	69371RQ25	715,000.00	Paccar Financial Corp Note 2.15% Due 8/15/2024	0.00	7,686.25	7,686.25
08/15/2021	Interest	912828B66	5,000,000.00	US Treasury Note 2.75% Due 2/15/2024	0.00	68,750.00	68,750.00
08/15/2021	Interest	912828D56	5,000,000.00	US Treasury Note 2.375% Due 8/15/2024	0.00	59,375.00	59,375.00
08/15/2021	Paydown	47787NAC3	740,000.00	John Deere Owner Trust 2020-B A3 0.51% Due 11/15/2024	0.00	314.50	314.50
08/15/2021	Paydown	58770FAC6	1,050,000.00	Mercedes Benz Auto Lease Trust 2020-A A3 1.84% Due 12/15/2022	90,715.39	1,309.13	92,024.52
08/15/2021	Paydown	65479JAD5	2,170,000.00	Nissan Auto Receivables Owner 2019-C A3 1.93% Due 7/15/2024	55,009.69	3,313.73	58,323.42
08/15/2021	Paydown	89238TAD5	601,936.64	Toyota Auto Receivables Trust 2018-B A3 2.96% Due 9/15/2022	36,627.42	1,305.38	37,932.80
08/15/2021	Paydown	89240BAC2	2,825,000.00	Toyota Auto Receivables Owners 2021-A A3 0.26% Due 5/15/2025	0.00	612.08	612.08
08/15/2021	Paydown	43815NAC8	2,030,000.00	Honda Auto Receivables Trust 2019-3 A3 1.78% Due 8/15/2023	157,147.45	2,520.79	159,668.24
08/15/2021	Paydown	44933LAC7	1,340,000.00	Hyundai Auto Receivables Trust 2021-A A3 0.38% Due 9/15/2025	0.00	424.33	424.33

City of Corona Consolidated

Cash Flow Report



Account #10003

As of May 31, 2021

Payment Date	Transaction Type	CUSIP	Quantity	Security Description	Principal Amount	Income	Total Amount
08/15/2021	Paydown	47789JAD8	1,332,187.73	John Deere Owner Trust 2019-A A3 2.91% Due 7/17/2023	87,764.41	2,806.40	90,570.81
08/15/2021	Paydown	58769EAC2	975,000.00	Mercedes-Benz Auto Lease Trust 2020-B A3 0.4% Due 11/15/2023	0.00	325.00	325.00
08/15/2021	Paydown	477870AC3	755,764.68	John Deere Owner Trust 2019-B A3 2.21% Due 12/15/2023	23,724.65	1,304.75	25,029.40
08/15/2021	Paydown	43813DAC2	980,000.00	Honda Auto Receivables 2020-2 A3 0.82% Due 7/15/2024	25,499.72	634.85	26,134.57
08/15/2021	Paydown	44891RAC4	1,640,000.00	Hyundai Auto Receivables Trust 2020-C A3 0.38% Due 5/15/2025	0.00	519.33	519.33
08/15/2021	Paydown	47788EAC2	344,395.39	John Deere Owner Trust 2018-B A3 3.08% Due 11/15/2022	18,536.92	789.48	19,326.40
08/15/2021	Paydown	47789KAC7	2,065,000.00	John Deere Owner Trust 2020-A A3 1.1% Due 8/15/2024	50,509.46	1,800.69	52,310.15
08/15/2021	Paydown	89236XAC0	1,290,000.00	Toyota Auto Receivables 2020-D A3 0.35% Due 1/15/2025	31,127.50	358.02	31,485.52
08/18/2021	Paydown	43813KAC6	1,625,000.00	Honda Auto Receivables Trust 2020-3 A3 0.37% Due 10/18/2024	0.00	501.04	501.04
08/20/2021	Paydown	92348AAA3	1,390,000.00	Verizon Owner Trust 2019-C A1A 1.94% Due 4/22/2024	37,279.05	2,127.04	39,406.09
08/20/2021	Paydown	92290BAA9	2,260,000.00	Verizon Owner Trust 2020-B A 0.47% Due 2/20/2025	49,829.78	846.16	50,675.94
08/21/2021	Paydown	43813GAC5	770,000.00	Honda Auto Receivables Trust 2021-1 A3 0.27% Due 4/21/2025	0.00	173.25	173.25
08/25/2021	Interest	3135G05X7	6,285,000.00	FNMA Note 0.375% Due 8/25/2025	0.00	11,784.38	11,784.38
08/25/2021	Interest	3137B7MZ9	3,750,000.00	FHLMC K036 A2 3.527% Due 10/25/2023	0.00	11,021.87	11,021.87
08/25/2021	Interest	3137B5JM6	3,850,000.00	FHLMC K034 A2 3.531% Due 7/25/2023	0.00	11,328.63	11,328.63
08/25/2021	Interest	3137BYPQ7	3,598,983.92	FHLMC K726 A2 2.905% Due 4/25/2024	0.00	8,712.54	8,712.54
08/25/2021	Interest	3137BM6P6	3,963,891.32	FHLMC K721 A2 3.09% Due 8/25/2022	0.00	10,207.02	10,207.02

City of Corona Consolidated

Account #10003

Cash Flow Report

As of May 31, 2021



Payment Date	Transaction Type	CUSIP	Quantity	Security Description	Principal Amount	Income	Total Amount
08/25/2021	Paydown	3137B4WB8	3,350,000.00	FHLMC K033 A2 3.06% Due 7/25/2023	0.00	8,542.50	8,542.50
08/25/2021	Paydown	3137BFDQ1	1,774,095.60	FHLMC K717 A2 2.991% Due 9/25/2021	444,229.40	2,218.03	446,447.43
08/31/2021	Interest	912828ZC7	7,000,000.00	US Treasury Note 1.125% Due 2/28/2025	0.00	39,375.00	39,375.00
08/31/2021	Interest	912828L24	4,500,000.00	US Treasury Note 1.875% Due 8/31/2022	0.00	42,187.50	42,187.50
08/31/2021	Interest	912828J43	2,900,000.00	US Treasury Note 1.75% Due 2/28/2022	0.00	25,375.00	25,375.00
AUG 2021					5,358,000.84	500,984.30	5,858,985.14
09/05/2021	Interest	06051GHF9	3,250,000.00	Bank of America Corp Callable Note 1X 3/5/2023 3.55% Due 3/5/2024	0.00	57,687.50	57,687.50
09/06/2021	Interest	24422ETG4	1,500,000.00	John Deere Capital Corp Note 2.8% Due 3/6/2023	0.00	21,000.00	21,000.00
09/08/2021	Interest	3130A0XE5	1,000,000.00	FHLB Note 3.25% Due 3/8/2024	0.00	16,250.00	16,250.00
09/08/2021	Interest	3130AB3H7	4,000,000.00	FHLB Note 2.375% Due 3/8/2024	0.00	47,500.00	47,500.00
09/11/2021	Interest	89114QCB2	1,270,000.00	Toronto Dominion Bank Note 3.25% Due 3/11/2024	0.00	20,637.50	20,637.50
09/13/2021	Interest	3130A2UW4	4,000,000.00	FHLB Note 2.875% Due 9/13/2024	0.00	57,500.00	57,500.00
09/14/2021	Interest	4581X0CZ9	3,600,000.00	Inter-American Dev Bank Note 1.75% Due 9/14/2022	0.00	31,500.00	31,500.00
09/15/2021	Interest	084670BR8	2,500,000.00	Berkshire Hathaway Callable Note Cont 1/15/2023 2.75% Due 3/15/2023	0.00	34,375.00	34,375.00
09/15/2021	Interest	91282CBR1	2,900,000.00	US Treasury Note 0.25% Due 3/15/2024	0.00	3,625.00	3,625.00
09/15/2021	Paydown	44891RAC4	1,640,000.00	Hyundai Auto Receivables Trust 2020-C A3 0.38% Due 5/15/2025	0.00	519.33	519.33
09/15/2021	Paydown	47788EAC2	344,395.39	John Deere Owner Trust 2018-B A3 3.08% Due 11/15/2022	18,626.52	741.90	19,368.42

City of Corona Consolidated

Cash Flow Report



Account #10003

As of May 31, 2021

Payment Date	Transaction Type	CUSIP	Quantity	Security Description	Principal Amount	Income	Total Amount
09/15/2021	Paydown	58770FAC6	1,050,000.00	Mercedes Benz Auto Lease Trust 2020-A A3 1.84% Due 12/15/2022	85,758.28	1,170.03	86,928.31
09/15/2021	Paydown	477870AC3	755,764.68	John Deere Owner Trust 2019-B A3 2.21% Due 12/15/2023	23,774.07	1,261.06	25,035.13
09/15/2021	Paydown	47789JAD8	1,332,187.73	John Deere Owner Trust 2019-A A3 2.91% Due 7/17/2023	87,972.12	2,593.58	90,565.70
09/15/2021	Paydown	58769EAC2	975,000.00	Mercedes-Benz Auto Lease Trust 2020-B A3 0.4% Due 11/15/2023	0.00	325.00	325.00
09/15/2021	Paydown	43815NAC8	2,030,000.00	Honda Auto Receivables Trust 2019-3 A3 1.78% Due 8/15/2023	151,698.84	2,287.69	153,986.53
09/15/2021	Paydown	89238TAD5	601,936.64	Toyota Auto Receivables Trust 2018-B A3 2.96% Due 9/15/2022	36,804.45	1,215.04	38,019.49
09/15/2021	Paydown	43813DAC2	980,000.00	Honda Auto Receivables 2020-2 A3 0.82% Due 7/15/2024	25,517.14	617.43	26,134.57
09/15/2021	Paydown	44933LAC7	1,340,000.00	Hyundai Auto Receivables Trust 2021-A A3 0.38% Due 9/15/2025	0.00	424.33	424.33
09/15/2021	Paydown	47787NAC3	740,000.00	John Deere Owner Trust 2020-B A3 0.51% Due 11/15/2024	0.00	314.50	314.50
09/15/2021	Paydown	47789KAC7	2,065,000.00	John Deere Owner Trust 2020-A A3 1.1% Due 8/15/2024	50,648.35	1,754.40	52,402.75
09/15/2021	Paydown	65479JAD5	2,170,000.00	Nissan Auto Receivables Owner 2019-C A3 1.93% Due 7/15/2024	55,133.46	3,225.26	58,358.72
09/15/2021	Paydown	89236XAC0	1,290,000.00	Toyota Auto Receivables 2020-D A3 0.35% Due 1/15/2025	31,047.53	348.94	31,396.47
09/15/2021	Paydown	89240BAC2	2,825,000.00	Toyota Auto Receivables Owners 2021-A A3 0.26% Due 5/15/2025	0.00	612.08	612.08
09/18/2021	Interest	808513BN4	1,775,000.00	Charles Schwab Corp Callable Note Cont 2/18/2024 0.75% Due 3/18/2024	0.00	6,656.25	6,656.25
09/18/2021	Paydown	43813KAC6	1,625,000.00	Honda Auto Receivables Trust 2020-3 A3 0.37% Due 10/18/2024	0.00	501.04	501.04
09/20/2021	Paydown	92348AAA3	1,390,000.00	Verizon Owner Trust 2019-C A1A 1.94% Due 4/22/2024	37,362.93	2,066.77	39,429.70
09/20/2021	Paydown	92290BAA9	2,260,000.00	Verizon Owner Trust 2020-B A 0.47% Due 2/20/2025	49,849.30	826.64	50,675.94

City of Corona Consolidated

Cash Flow Report



Account #10003

As of May 31, 2021

Payment Date	Transaction Type	CUSIP	Quantity	Security Description	Principal Amount	Income	Total Amount
09/21/2021	Paydown	43813GAC5	770,000.00	Honda Auto Receivables Trust 2021-1 A3 0.27% Due 4/21/2025	0.00	173.25	173.25
09/23/2021	Interest	3137EAEX3	6,295,000.00	FHLMC Note 0.375% Due 9/23/2025	0.00	11,803.13	11,803.13
09/25/2021	Interest	3137B5JM6	3,850,000.00	FHLMC K034 A2 3.531% Due 7/25/2023	0.00	11,328.63	11,328.63
09/25/2021	Interest	3137B7MZ9	3,750,000.00	FHLMC K036 A2 3.527% Due 10/25/2023	0.00	11,021.87	11,021.87
09/25/2021	Interest	3137BM6P6	3,963,891.32	FHLMC K721 A2 3.09% Due 8/25/2022	0.00	10,207.02	10,207.02
09/25/2021	Interest	3137BYPQ7	3,598,983.92	FHLMC K726 A2 2.905% Due 4/25/2024	0.00	8,712.54	8,712.54
09/25/2021	Paydown	3137B4WB8	3,350,000.00	FHLMC K033 A2 3.06% Due 7/25/2023	0.00	8,542.50	8,542.50
09/25/2021	Paydown	3137BFDQ1	1,774,095.60	FHLMC K717 A2 2.991% Due 9/25/2021	445,649.46	1,110.78	446,760.24
09/30/2021	Interest	91282CAM3	3,200,000.00	US Treasury Note 0.25% Due 9/30/2025	0.00	4,000.00	4,000.00
SEP 2021					1,099,842.45	384,435.99	1,484,278.44
10/01/2021	Interest	13063DRK6	3,385,000.00	California State Taxable GO 2.4% Due 10/1/2024	0.00	40,620.00	40,620.00
10/10/2021	Interest	02665WCQ2	2,260,000.00	American Honda Finance Note 3.625% Due 10/10/2023	0.00	40,962.50	40,962.50
10/12/2021	Maturity	3130AF5B9	2,500,000.00	FHLB Note 3% Due 10/12/2021	2,500,000.00	37,500.00	2,537,500.00
10/15/2021	Interest	3135G0W66	3,500,000.00	FNMA Note 1.625% Due 10/15/2024	0.00	28,437.50	28,437.50
10/15/2021	Paydown	477870AC3	755,764.68	John Deere Owner Trust 2019-B A3 2.21% Due 12/15/2023	23,823.60	1,217.28	25,040.88
10/15/2021	Paydown	47787NAC3	740,000.00	John Deere Owner Trust 2020-B A3 0.51% Due 11/15/2024	0.00	314.50	314.50
10/15/2021	Paydown	89238TAD5	601,936.64	Toyota Auto Receivables Trust 2018-B A3 2.96% Due 9/15/2022	36,982.34	1,124.25	38,106.59

City of Corona Consolidated

Cash Flow Report



Account #10003

As of May 31, 2021

Payment Date	Transaction Type	CUSIP	Quantity	Security Description	Principal Amount	Income	Total Amount
10/15/2021	Paydown	89240BAC2	2,825,000.00	Toyota Auto Receivables Owners 2021-A A3 0.26% Due 5/15/2025	0.00	612.08	612.08
10/15/2021	Paydown	44891RAC4	1,640,000.00	Hyundai Auto Receivables Trust 2020-C A3 0.38% Due 5/15/2025	0.00	519.33	519.33
10/15/2021	Paydown	47789JAD8	1,332,187.73	John Deere Owner Trust 2019-A A3 2.91% Due 7/17/2023	88,180.32	2,380.24	90,560.56
10/15/2021	Paydown	58769EAC2	975,000.00	Mercedes-Benz Auto Lease Trust 2020-B A3 0.4% Due 11/15/2023	0.00	325.00	325.00
10/15/2021	Paydown	43813DAC2	980,000.00	Honda Auto Receivables 2020-2 A3 0.82% Due 7/15/2024	25,534.58	599.99	26,134.57
10/15/2021	Paydown	43815NAC8	2,030,000.00	Honda Auto Receivables Trust 2019-3 A3 1.78% Due 8/15/2023	146,237.05	2,062.67	148,299.72
10/15/2021	Paydown	44933LAC7	1,340,000.00	Hyundai Auto Receivables Trust 2021-A A3 0.38% Due 9/15/2025	0.00	424.33	424.33
10/15/2021	Paydown	47788EAC2	344,395.39	John Deere Owner Trust 2018-B A3 3.08% Due 11/15/2022	18,716.55	694.09	19,410.64
10/15/2021	Paydown	47789KAC7	2,065,000.00	John Deere Owner Trust 2020-A A3 1.1% Due 8/15/2024	50,787.64	1,707.97	52,495.61
10/15/2021	Paydown	89236XAC0	1,290,000.00	Toyota Auto Receivables 2020-D A3 0.35% Due 1/15/2025	30,966.67	339.89	31,306.56
10/15/2021	Paydown	58770FAC6	1,050,000.00	Mercedes Benz Auto Lease Trust 2020-A A3 1.84% Due 12/15/2022	80,780.52	1,038.54	81,819.06
10/15/2021	Paydown	65479JAD5	2,170,000.00	Nissan Auto Receivables Owner 2019-C A3 1.93% Due 7/15/2024	55,257.51	3,136.58	58,394.09
10/18/2021	Paydown	43813KAC6	1,625,000.00	Honda Auto Receivables Trust 2020-3 A3 0.37% Due 10/18/2024	0.00	501.04	501.04
10/20/2021	Interest	4581X0DV7	6,390,000.00	Inter-American Dev Bank Note 0.875% Due 4/20/2026	0.00	27,956.25	27,956.25
10/20/2021	Paydown	92290BAA9	2,260,000.00	Verizon Owner Trust 2020-B A 0.47% Due 2/20/2025	49,868.82	807.12	50,675.94
10/20/2021	Paydown	92348AAA3	1,390,000.00	Verizon Owner Trust 2019-C A1A 1.94% Due 4/22/2024	37,447.00	2,006.37	39,453.37
10/21/2021	Paydown	43813GAC5	770,000.00	Honda Auto Receivables Trust 2021-1 A3 0.27% Due 4/21/2025	0.00	173.25	173.25

City of Corona Consolidated

Cash Flow Report



Account #10003

As of May 31, 2021

Payment Date	Transaction Type	CUSIP	Quantity	Security Description	Principal Amount	Income	Total Amount
10/22/2021	Interest	46647PBK1	1,000,000.00	JP Morgan Chase & Co Callable Note Cont 4/22/2025 2.083% Due 4/22/2026	0.00	10,415.00	10,415.00
10/22/2021	Interest	3135G03U5	5,270,000.00	FNMA Note 0.625% Due 4/22/2025	0.00	16,468.75	16,468.75
10/25/2021	Interest	3137B7MZ9	3,750,000.00	FHLMC K036 A2 3.527% Due 10/25/2023	0.00	11,021.87	11,021.87
10/25/2021	Interest	3137BYPQ7	3,598,983.92	FHLMC K726 A2 2.905% Due 4/25/2024	0.00	8,712.54	8,712.54
10/25/2021	Interest	3137B5JM6	3,850,000.00	FHLMC K034 A2 3.531% Due 7/25/2023	0.00	11,328.63	11,328.63
10/25/2021	Interest	3137BM6P6	3,963,891.32	FHLMC K721 A2 3.09% Due 8/25/2022	0.00	10,207.02	10,207.02
10/25/2021	Paydown	3137B4WB8	3,350,000.00	FHLMC K033 A2 3.06% Due 7/25/2023	0.00	8,542.50	8,542.50
10/28/2021	Interest	459058JL8	6,300,000.00	Intl. Bank Recon & Development Note 0.5% Due 10/28/2025	0.00	15,750.00	15,750.00
10/31/2021	Interest	9128283D0	4,000,000.00	US Treasury Note 2.25% Due 10/31/2024	0.00	45,000.00	45,000.00
10/31/2021	Interest	912828T91	5,000,000.00	US Treasury Note 1.625% Due 10/31/2023	0.00	40,625.00	40,625.00
10/31/2021	Interest	912828X70	4,800,000.00	US Treasury Note 2% Due 4/30/2024	0.00	48,000.00	48,000.00
10/31/2021	Interest	91282CAT8	6,000,000.00	US Treasury Note 0.25% Due 10/31/2025	0.00	7,500.00	7,500.00
OCT 2021					3,144,582.60	429,032.08	3,573,614.68
11/01/2021	Interest	78015K7C2	3,600,000.00	Royal Bank of Canada Note 2.25% Due 11/1/2024	0.00	40,500.00	40,500.00
11/03/2021	Interest	037833AK6	2,215,000.00	Apple Inc Note 2.4% Due 5/3/2023	0.00	26,580.00	26,580.00
11/07/2021	Interest	3135G06G3	6,300,000.00	FNMA Note 0.5% Due 11/7/2025	0.00	15,750.00	15,750.00
11/08/2021	Interest	14913Q3B3	2,593,000.00	Caterpillar Finl Service Note 2.15% Due 11/8/2024	0.00	27,874.75	27,874.75

City of Corona Consolidated

Cash Flow Report



Account #10003

As of May 31, 2021

Payment Date	Transaction Type	CUSIP	Quantity	Security Description	Principal Amount	Income	Total Amount
11/12/2021	Interest	023135BX3	4,865,000.00	Amazon.com Inc Callable Note Cont 5/12/2026 1% Due 5/12/2026	0.00	24,325.00	24,325.00
11/15/2021	Paydown	43815NAC8	2,030,000.00	Honda Auto Receivables Trust 2019-3 A3 1.78% Due 8/15/2023	140,762.03	1,845.75	142,607.78
11/15/2021	Paydown	47788EAC2	344,395.39	John Deere Owner Trust 2018-B A3 3.08% Due 11/15/2022	18,807.02	646.05	19,453.07
11/15/2021	Paydown	44933LAC7	1,340,000.00	Hyundai Auto Receivables Trust 2021-A A3 0.38% Due 9/15/2025	0.00	424.33	424.33
11/15/2021	Paydown	47789JAD8	1,332,187.73	John Deere Owner Trust 2019-A A3 2.91% Due 7/17/2023	88,389.01	2,166.41	90,555.42
11/15/2021	Paydown	58769EAC2	975,000.00	Mercedes-Benz Auto Lease Trust 2020-B A3 0.4% Due 11/15/2023	0.00	325.00	325.00
11/15/2021	Paydown	65479JAD5	2,170,000.00	Nissan Auto Receivables Owner 2019-C A3 1.93% Due 7/15/2024	55,381.84	3,047.71	58,429.55
11/15/2021	Paydown	43813DAC2	980,000.00	Honda Auto Receivables 2020-2 A3 0.82% Due 7/15/2024	25,552.03	582.54	26,134.57
11/15/2021	Paydown	477870AC3	755,764.68	John Deere Owner Trust 2019-B A3 2.21% Due 12/15/2023	23,873.24	1,173.40	25,046.64
11/15/2021	Paydown	47787NAC3	740,000.00	John Deere Owner Trust 2020-B A3 0.51% Due 11/15/2024	0.00	314.50	314.50
11/15/2021	Paydown	47789KAC7	2,065,000.00	John Deere Owner Trust 2020-A A3 1.1% Due 8/15/2024	50,927.30	1,661.41	52,588.71
11/15/2021	Paydown	89236XAC0	1,290,000.00	Toyota Auto Receivables 2020-D A3 0.35% Due 1/15/2025	30,884.91	330.86	31,215.77
11/15/2021	Paydown	89240BAC2	2,825,000.00	Toyota Auto Receivables Owners 2021-A A3 0.26% Due 5/15/2025	0.00	612.08	612.08
11/15/2021	Paydown	44891RAC4	1,640,000.00	Hyundai Auto Receivables Trust 2020-C A3 0.38% Due 5/15/2025	0.00	519.33	519.33
11/15/2021	Paydown	58770FAC6	1,050,000.00	Mercedes Benz Auto Lease Trust 2020-A A3 1.84% Due 12/15/2022	75,782.06	914.67	76,696.73
11/15/2021	Paydown	89238TAD5	601,936.64	Toyota Auto Receivables Trust 2018-B A3 2.96% Due 9/15/2022	37,161.09	1,033.03	38,194.12
11/18/2021	Interest	404280BS7	2,750,000.00	HSBC Holdings PLC Callable Note 1X 5/18/2023 3.95% Due 5/18/2024	0.00	54,312.50	54,312.50

City of Corona Consolidated

Cash Flow Report



Account #10003

As of May 31, 2021

Payment Date	Transaction Type	CUSIP	Quantity	Security Description	Principal Amount	Income	Total Amount
11/18/2021	Paydown	43813KAC6	1,625,000.00	Honda Auto Receivables Trust 2020-3 A3 0.37% Due 10/18/2024	0.00	501.04	501.04
11/20/2021	Paydown	92290BAA9	2,260,000.00	Verizon Owner Trust 2020-B A 0.47% Due 2/20/2025	49,888.36	787.58	50,675.94
11/20/2021	Paydown	92348AAA3	1,390,000.00	Verizon Owner Trust 2019-C A1A 1.94% Due 4/22/2024	37,531.25	1,945.83	39,477.08
11/21/2021	Paydown	43813GAC5	770,000.00	Honda Auto Receivables Trust 2021-1 A3 0.27% Due 4/21/2025	0.00	173.25	173.25
11/25/2021	Interest	3137B5JM6	3,850,000.00	FHLMC K034 A2 3.531% Due 7/25/2023	0.00	11,328.63	11,328.63
11/25/2021	Interest	3137BM6P6	3,963,891.32	FHLMC K721 A2 3.09% Due 8/25/2022	0.00	10,207.02	10,207.02
11/25/2021	Interest	3137BYPQ7	3,598,983.92	FHLMC K726 A2 2.905% Due 4/25/2024	0.00	8,712.54	8,712.54
11/25/2021	Interest	404280BA6	1,200,000.00	HSBC Holdings PLC Note 3.6% Due 5/25/2023	0.00	21,600.00	21,600.00
11/25/2021	Interest	3137B7MZ9	3,750,000.00	FHLMC K036 A2 3.527% Due 10/25/2023	0.00	11,021.87	11,021.87
11/25/2021	Paydown	3137B4WB8	3,350,000.00	FHLMC K033 A2 3.06% Due 7/25/2023	0.00	8,542.50	8,542.50
11/30/2021	Interest	91282CAZ4	3,800,000.00	US Treasury Note 0.375% Due 11/30/2025	0.00	7,125.00	7,125.00
NOV 2021					634,940.14	286,884.58	921,824.72
12/01/2021	Interest	46647PCH7	3,295,000.00	JP Morgan Chase & Co Callable Note Cont 6/1/2024 0.824% Due 6/1/2025	0.00	13,575.40	13,575.40
12/08/2021	Interest	3130A0F70	3,500,000.00	FHLB Note 3.375% Due 12/8/2023	0.00	59,062.50	59,062.50
12/14/2021	Interest	3130A1XJ2	5,500,000.00	FHLB Note 2.875% Due 6/14/2024	0.00	79,062.51	79,062.51
12/15/2021	Paydown	47787NAC3	740,000.00	John Deere Owner Trust 2020-B A3 0.51% Due 11/15/2024	0.00	314.50	314.50
12/15/2021	Paydown	58770FAC6	1,050,000.00	Mercedes Benz Auto Lease Trust 2020-A A3 1.84% Due 12/15/2022	70,762.82	798.47	71,561.29

City of Corona Consolidated

Cash Flow Report



Account #10003

As of May 31, 2021

Payment Date	Transaction Type	CUSIP	Quantity	Security Description	Principal Amount	Income	Total Amount
12/15/2021	Paydown	65479JAD5	2,170,000.00	Nissan Auto Receivables Owner 2019-C A3 1.93% Due 7/15/2024	55,506.45	2,958.64	58,465.09
12/15/2021	Paydown	89238TAD5	601,936.64	Toyota Auto Receivables Trust 2018-B A3 2.96% Due 9/15/2022	37,340.71	941.36	38,282.07
12/15/2021	Paydown	89240BAC2	2,825,000.00	Toyota Auto Receivables Owners 2021-A A3 0.26% Due 5/15/2025	0.00	612.08	612.08
12/15/2021	Paydown	43813DAC2	980,000.00	Honda Auto Receivables 2020-2 A3 0.82% Due 7/15/2024	25,569.49	565.08	26,134.57
12/15/2021	Paydown	44891RAC4	1,640,000.00	Hyundai Auto Receivables Trust 2020-C A3 0.38% Due 5/15/2025	0.00	519.33	519.33
12/15/2021	Paydown	47788EAC2	344,395.39	John Deere Owner Trust 2018-B A3 3.08% Due 11/15/2022	18,897.91	597.78	19,495.69
12/15/2021	Paydown	47789KAC7	2,065,000.00	John Deere Owner Trust 2020-A A3 1.1% Due 8/15/2024	51,067.35	1,614.73	52,682.08
12/15/2021	Paydown	89236XAC0	1,290,000.00	Toyota Auto Receivables 2020-D A3 0.35% Due 1/15/2025	30,802.26	321.85	31,124.11
12/15/2021	Paydown	477870AC3	755,764.68	John Deere Owner Trust 2019-B A3 2.21% Due 12/15/2023	23,922.98	1,129.43	25,052.41
12/15/2021	Paydown	43815NAC8	2,030,000.00	Honda Auto Receivables Trust 2019-3 A3 1.78% Due 8/15/2023	135,273.77	1,636.96	136,910.73
12/15/2021	Paydown	44933LAC7	1,340,000.00	Hyundai Auto Receivables Trust 2021-A A3 0.38% Due 9/15/2025	0.00	424.33	424.33
12/15/2021	Paydown	47789JAD8	1,332,187.73	John Deere Owner Trust 2019-A A3 2.91% Due 7/17/2023	88,598.20	1,952.06	90,550.26
12/15/2021	Paydown	58769EAC2	975,000.00	Mercedes-Benz Auto Lease Trust 2020-B A3 0.4% Due 11/15/2023	0.00	325.00	325.00
12/17/2021	Interest	3135G04Z3	6,200,000.00	FNMA Note 0.5% Due 6/17/2025	0.00	15,500.00	15,500.00
12/18/2021	Paydown	43813KAC6	1,625,000.00	Honda Auto Receivables Trust 2020-3 A3 0.37% Due 10/18/2024	0.00	501.04	501.04
12/19/2021	Interest	3137EAEN5	4,550,000.00	FHLMC Note 2.75% Due 6/19/2023	0.00	62,562.50	62,562.50
12/20/2021	Paydown	92348AAA3	1,390,000.00	Verizon Owner Trust 2019-C A1A 1.94% Due 4/22/2024	37,615.70	1,885.15	39,500.85

City of Corona Consolidated

Cash Flow Report



Account #10003

As of May 31, 2021

Payment Date	Transaction Type	CUSIP	Quantity	Security Description	Principal Amount	Income	Total Amount
12/20/2021	Paydown	92290BAA9	2,260,000.00	Verizon Owner Trust 2020-B A 0.47% Due 2/20/2025	49,907.90	768.04	50,675.94
12/21/2021	Paydown	43813GAC5	770,000.00	Honda Auto Receivables Trust 2021-1 A3 0.27% Due 4/21/2025	0.00	173.25	173.25
12/24/2021	Interest	166764AH3	3,000,000.00	Chevron Corp Callable Note Cont 3/24/2023 3.191% Due 6/24/2023	0.00	47,865.00	47,865.00
12/25/2021	Interest	3137BYPQ7	3,598,983.92	FHLMC K726 A2 2.905% Due 4/25/2024	0.00	8,712.54	8,712.54
12/25/2021	Interest	3137B7MZ9	3,750,000.00	FHLMC K036 A2 3.527% Due 10/25/2023	0.00	11,021.87	11,021.87
12/25/2021	Interest	3137BM6P6	3,963,891.32	FHLMC K721 A2 3.09% Due 8/25/2022	0.00	10,207.02	10,207.02
12/25/2021	Interest	3137B5JM6	3,850,000.00	FHLMC K034 A2 3.531% Due 7/25/2023	0.00	11,328.63	11,328.63
12/25/2021	Paydown	3137B4WB8	3,350,000.00	FHLMC K033 A2 3.06% Due 7/25/2023	0.00	8,542.50	8,542.50
12/26/2021	Interest	931142EK5	2,000,000.00	Wal-Mart Stores Callable Note Cont 5/26/2023 3.4% Due 6/26/2023	0.00	34,000.00	34,000.00
12/31/2021	Interest	912828V23	4,500,000.00	US Treasury Note 2.25% Due 12/31/2023	0.00	50,625.00	50,625.00
12/31/2021	Interest	912828N30	4,800,000.00	US Treasury Note 2.125% Due 12/31/2022	0.00	51,000.00	51,000.00
12/31/2021	Interest	912828XG0	4,000,000.00	US Treasury Note 2.125% Due 6/30/2022	0.00	42,500.00	42,500.00
12/31/2021	Interest	912828XX3	4,900,000.00	US Treasury Note 2% Due 6/30/2024	0.00	49,000.00	49,000.00
DEC 2021					625,265.54	572,604.55	1,197,870.09
01/07/2022	Interest	3135G0X24	4,220,000.00	FNMA Note 1.625% Due 1/7/2025	0.00	34,287.50	34,287.50
01/11/2022	Maturity	89236TDP7	3,100,000.00	Toyota Motor Credit Corp Note 2.6% Due 1/11/2022	3,100,000.00	40,300.00	3,140,300.00
01/14/2022	Interest	02665WCJ8	930,000.00	American Honda Finance Note 3.45% Due 7/14/2023	0.00	16,042.50	16,042.50

City of Corona Consolidated

Cash Flow Report



Account #10003

As of May 31, 2021

Payment Date	Transaction Type	CUSIP	Quantity	Security Description	Principal Amount	Income	Total Amount
01/15/2022	Interest	48128BAB7	1,750,000.00	JP Morgan Chase & Co Callable Note 1X 1/15/2022 2.972% Due 1/15/2023	0.00	26,005.00	26,005.00
01/15/2022	Paydown	47788EAC2	344,395.39	John Deere Owner Trust 2018-B A3 3.08% Due 11/15/2022	18,989.25	549.28	19,538.53
01/15/2022	Paydown	43813DAC2	980,000.00	Honda Auto Receivables 2020-2 A3 0.82% Due 7/15/2024	25,586.96	547.61	26,134.57
01/15/2022	Paydown	477870AC3	755,764.68	John Deere Owner Trust 2019-B A3 2.21% Due 12/15/2023	23,972.81	1,085.38	25,058.19
01/15/2022	Paydown	47787NAC3	740,000.00	John Deere Owner Trust 2020-B A3 0.51% Due 11/15/2024	0.00	314.50	314.50
01/15/2022	Paydown	47789KAC7	2,065,000.00	John Deere Owner Trust 2020-A A3 1.1% Due 8/15/2024	51,207.78	1,567.92	52,775.70
01/15/2022	Paydown	89236XAC0	1,290,000.00	Toyota Auto Receivables 2020-D A3 0.35% Due 1/15/2025	30,718.70	312.86	31,031.56
01/15/2022	Paydown	89240BAC2	2,825,000.00	Toyota Auto Receivables Owners 2021-A A3 0.26% Due 5/15/2025	0.00	612.08	612.08
01/15/2022	Paydown	44891RAC4	1,640,000.00	Hyundai Auto Receivables Trust 2020-C A3 0.38% Due 5/15/2025	0.00	519.33	519.33
01/15/2022	Paydown	44933LAC7	1,340,000.00	Hyundai Auto Receivables Trust 2021-A A3 0.38% Due 9/15/2025	0.00	424.33	424.33
01/15/2022	Paydown	58770FAC6	1,050,000.00	Mercedes Benz Auto Lease Trust 2020-A A3 1.84% Due 12/15/2022	65,722.70	689.97	66,412.67
01/15/2022	Paydown	43815NAC8	2,030,000.00	Honda Auto Receivables Trust 2019-3 A3 1.78% Due 8/15/2023	129,772.24	1,436.30	131,208.54
01/15/2022	Paydown	47789JAD8	1,332,187.73	John Deere Owner Trust 2019-A A3 2.91% Due 7/17/2023	88,807.89	1,737.21	90,545.10
01/15/2022	Paydown	58769EAC2	975,000.00	Mercedes-Benz Auto Lease Trust 2020-B A3 0.4% Due 11/15/2023	0.00	325.00	325.00
01/15/2022	Paydown	65479JAD5	2,170,000.00	Nissan Auto Receivables Owner 2019-C A3 1.93% Due 7/15/2024	55,631.33	2,869.37	58,500.70
01/15/2022	Paydown	89238TAD5	601,936.64	Toyota Auto Receivables Trust 2018-B A3 2.96% Due 9/15/2022	37,521.18	849.26	38,370.44
01/17/2022	Interest	24422EVN6	2,140,000.00	John Deere Capital Corp Note 0.45% Due 1/17/2024	0.00	4,815.00	4,815.00

City of Corona Consolidated

Cash Flow Report



Account #10003

As of May 31, 2021

Payment Date	Transaction Type	CUSIP	Quantity	Security Description	Principal Amount	Income	Total Amount
01/18/2022	Maturity	4581X0CW6	4,000,000.00	Inter-American Dev Bank Note 2.125% Due 1/18/2022	4,000,000.00	42,500.00	4,042,500.00
01/18/2022	Paydown	43813KAC6	1,625,000.00	Honda Auto Receivables Trust 2020-3 A3 0.37% Due 10/18/2024	0.00	501.04	501.04
01/19/2022	Interest	3135G0T94	5,500,000.00	FNMA Note 2.375% Due 1/19/2023	0.00	65,312.50	65,312.50
01/19/2022	Interest	89114QC48	1,910,000.00	Toronto Dominion Bank Note 3.5% Due 7/19/2023	0.00	33,425.00	33,425.00
01/20/2022	Paydown	92290BAA9	2,260,000.00	Verizon Owner Trust 2020-B A 0.47% Due 2/20/2025	49,927.44	748.50	50,675.94
01/20/2022	Paydown	92348AAA3	1,390,000.00	Verizon Owner Trust 2019-C A1A 1.94% Due 4/22/2024	37,700.34	1,824.34	39,524.68
01/21/2022	Interest	3137EAEU9	6,300,000.00	FHLMC Note 0.375% Due 7/21/2025	0.00	11,812.50	11,812.50
01/21/2022	Interest	90331HPL1	4,145,000.00	US Bank NA Callable Note Cont 12/21/2024 2.05% Due 1/21/2025	0.00	42,486.25	42,486.25
01/21/2022	Paydown	43813GAC5	770,000.00	Honda Auto Receivables Trust 2021-1 A3 0.27% Due 4/21/2025	0.00	173.25	173.25
01/25/2022	Interest	3137B7MZ9	3,750,000.00	FHLMC K036 A2 3.527% Due 10/25/2023	0.00	11,021.87	11,021.87
01/25/2022	Interest	3137BM6P6	3,963,891.32	FHLMC K721 A2 3.09% Due 8/25/2022	0.00	10,207.02	10,207.02
01/25/2022	Interest	3137BYPQ7	3,598,983.92	FHLMC K726 A2 2.905% Due 4/25/2024	0.00	8,712.54	8,712.54
01/25/2022	Interest	808513AT2	2,250,000.00	Charles Schwab Corp Callable Note Cont 12/25/2022 2.65% Due 1/25/2023	0.00	29,812.50	29,812.50
01/25/2022	Interest	3137B5JM6	3,850,000.00	FHLMC K034 A2 3.531% Due 7/25/2023	0.00	11,328.63	11,328.63
01/25/2022	Paydown	3137B4WB8	3,350,000.00	FHLMC K033 A2 3.06% Due 7/25/2023	0.00	8,542.50	8,542.50
01/28/2022	Interest	69353RFE3	3,050,000.00	PNC Bank Callable Note Cont 6/28/2022 2.45% Due 7/28/2022	0.00	37,362.50	37,362.50
01/31/2022	Interest	91282CAB7	6,000,000.00	US Treasury Note 0.25% Due 7/31/2025	0.00	7,500.00	7,500.00

City of Corona Consolidated

Account #10003

Cash Flow Report

As of May 31, 2021



Payment Date	Transaction Type	CUSIP	Quantity	Security Description	Principal Amount	Income	Total Amount
JAN 2022					7,715,558.62	458,561.34	8,174,119.96
02/09/2022	Interest	69371RP59	2,300,000.00	Paccar Financial Corp Note 3.4% Due 8/9/2023	0.00	39,100.00	39,100.00
02/11/2022	Interest	06406RAJ6	3,254,000.00	Bank of NY Mellon Corp Note 3.45% Due 8/11/2023	0.00	56,131.50	56,131.50
02/12/2022	Interest	3137EAEP0	6,575,000.00	FHLMC Note 1.5% Due 2/12/2025	0.00	49,312.50	49,312.50
02/15/2022	Interest	912828B66	5,000,000.00	US Treasury Note 2.75% Due 2/15/2024	0.00	68,750.00	68,750.00
02/15/2022	Interest	912828D56	5,000,000.00	US Treasury Note 2.375% Due 8/15/2024	0.00	59,375.00	59,375.00
02/15/2022	Interest	69371RQ25	715,000.00	Paccar Financial Corp Note 2.15% Due 8/15/2024	0.00	7,686.25	7,686.25
02/15/2022	Paydown	89238TAD5	601,936.64	Toyota Auto Receivables Trust 2018-B A3 2.96% Due 9/15/2022	37,702.53	756.71	38,459.24
02/15/2022	Paydown	47789JAD8	1,332,187.73	John Deere Owner Trust 2019-A A3 2.91% Due 7/17/2023	89,018.06	1,521.85	90,539.91
02/15/2022	Paydown	58769EAC2	975,000.00	Mercedes-Benz Auto Lease Trust 2020-B A3 0.4% Due 11/15/2023	85,297.86	325.00	85,622.86
02/15/2022	Paydown	43815NAC8	2,030,000.00	Honda Auto Receivables Trust 2019-3 A3 1.78% Due 8/15/2023	124,257.40	1,243.81	125,501.21
02/15/2022	Paydown	44933LAC7	1,340,000.00	Hyundai Auto Receivables Trust 2021-A A3 0.38% Due 9/15/2025	0.00	424.33	424.33
02/15/2022	Paydown	47787NAC3	740,000.00	John Deere Owner Trust 2020-B A3 0.51% Due 11/15/2024	0.00	314.50	314.50
02/15/2022	Paydown	58770FAC6	1,050,000.00	Mercedes Benz Auto Lease Trust 2020-A A3 1.84% Due 12/15/2022	60,661.65	589.20	61,250.85
02/15/2022	Paydown	65479JAD5	2,170,000.00	Nissan Auto Receivables Owner 2019-C A3 1.93% Due 7/15/2024	55,756.51	2,779.89	58,536.40
02/15/2022	Paydown	89240BAC2	2,825,000.00	Toyota Auto Receivables Owners 2021-A A3 0.26% Due 5/15/2025	0.00	612.08	612.08
02/15/2022	Paydown	43813DAC2	980,000.00	Honda Auto Receivables 2020-2 A3 0.82% Due 7/15/2024	25,604.44	530.13	26,134.57

City of Corona Consolidated

Cash Flow Report



Account #10003

As of May 31, 2021

Payment Date	Transaction Type	CUSIP	Quantity	Security Description	Principal Amount	Income	Total Amount
02/15/2022	Paydown	44891RAC4	1,640,000.00	Hyundai Auto Receivables Trust 2020-C A3 0.38% Due 5/15/2025	0.00	519.33	519.33
02/15/2022	Paydown	47788EAC2	344,395.39	John Deere Owner Trust 2018-B A3 3.08% Due 11/15/2022	19,081.03	500.54	19,581.57
02/15/2022	Paydown	47789KAC7	2,065,000.00	John Deere Owner Trust 2020-A A3 1.1% Due 8/15/2024	51,348.60	1,520.98	52,869.58
02/15/2022	Paydown	89236XAC0	1,290,000.00	Toyota Auto Receivables 2020-D A3 0.35% Due 1/15/2025	30,634.21	303.91	30,938.12
02/15/2022	Paydown	477870AC3	755,764.68	John Deere Owner Trust 2019-B A3 2.21% Due 12/15/2023	24,022.75	1,041.23	25,063.98
02/18/2022	Paydown	43813KAC6	1,625,000.00	Honda Auto Receivables Trust 2020-3 A3 0.37% Due 10/18/2024	0.00	501.04	501.04
02/19/2022	Paydown	3137BM6P6	3,963,891.32	FHLMC K721 A2 3.09% Due 8/25/2022	37,763.32	77.80	37,841.12
02/20/2022	Paydown	92348AAA3	1,390,000.00	Verizon Owner Trust 2019-C A1A 1.94% Due 4/22/2024	37,785.16	1,763.39	39,548.55
02/20/2022	Paydown	92290BAA9	2,260,000.00	Verizon Owner Trust 2020-B A 0.47% Due 2/20/2025	49,947.00	728.94	50,675.94
02/21/2022	Paydown	43813GAC5	770,000.00	Honda Auto Receivables Trust 2021-1 A3 0.27% Due 4/21/2025	0.00	173.25	173.25
02/25/2022	Interest	3137BM6P6	3,963,891.32	FHLMC K721 A2 3.09% Due 8/25/2022	0.00	10,109.78	10,109.78
02/25/2022	Interest	3137BYPQ7	3,598,983.92	FHLMC K726 A2 2.905% Due 4/25/2024	0.00	8,712.54	8,712.54
02/25/2022	Interest	3135G05X7	6,285,000.00	FNMA Note 0.375% Due 8/25/2025	0.00	11,784.38	11,784.38
02/25/2022	Interest	3137B7MZ9	3,750,000.00	FHLMC K036 A2 3.527% Due 10/25/2023	0.00	11,021.87	11,021.87
02/25/2022	Interest	3137B5JM6	3,850,000.00	FHLMC K034 A2 3.531% Due 7/25/2023	0.00	11,328.63	11,328.63
02/25/2022	Paydown	3137B4WB8	3,350,000.00	FHLMC K033 A2 3.06% Due 7/25/2023	0.00	8,542.50	8,542.50
02/28/2022	Interest	912828L24	4,500,000.00	US Treasury Note 1.875% Due 8/31/2022	0.00	42,187.50	42,187.50

City of Corona Consolidated

Cash Flow Report



Account #10003

As of May 31, 2021

Payment Date	Transaction Type	CUSIP	Quantity	Security Description	Principal Amount	Income	Total Amount
02/28/2022	Interest	912828ZC7	7,000,000.00	US Treasury Note 1.125% Due 2/28/2025	0.00	39,375.00	39,375.00
02/28/2022	Maturity	912828J43	2,900,000.00	US Treasury Note 1.75% Due 2/28/2022	2,900,000.00	25,375.00	2,925,375.00
FEB 2022					3,628,880.52	465,020.36	4,093,900.88
03/05/2022	Interest	06051GHF9	3,250,000.00	Bank of America Corp Callable Note 1X 3/5/2023 3.55% Due 3/5/2024	0.00	57,687.50	57,687.50
03/06/2022	Interest	24422ETG4	1,500,000.00	John Deere Capital Corp Note 2.8% Due 3/6/2023	0.00	21,000.00	21,000.00
03/08/2022	Interest	3130AOXE5	1,000,000.00	FHLB Note 3.25% Due 3/8/2024	0.00	16,250.00	16,250.00
03/08/2022	Interest	3130AB3H7	4,000,000.00	FHLB Note 2.375% Due 3/8/2024	0.00	47,500.00	47,500.00
03/11/2022	Interest	89114QCB2	1,270,000.00	Toronto Dominion Bank Note 3.25% Due 3/11/2024	0.00	20,637.50	20,637.50
03/13/2022	Interest	3130A2UW4	4,000,000.00	FHLB Note 2.875% Due 9/13/2024	0.00	57,500.00	57,500.00
03/14/2022	Interest	4581X0CZ9	3,600,000.00	Inter-American Dev Bank Note 1.75% Due 9/14/2022	0.00	31,500.00	31,500.00
03/15/2022	Interest	91282CBR1	2,900,000.00	US Treasury Note 0.25% Due 3/15/2024	0.00	3,625.00	3,625.00
03/15/2022	Interest	084670BR8	2,500,000.00	Berkshire Hathaway Callable Note Cont 1/15/2023 2.75% Due 3/15/2023	0.00	34,375.00	34,375.00
03/15/2022	Paydown	477870AC3	755,764.68	John Deere Owner Trust 2019-B A3 2.21% Due 12/15/2023	24,072.81	996.98	25,069.79
03/15/2022	Paydown	47789JAD8	1,332,187.73	John Deere Owner Trust 2019-A A3 2.91% Due 7/17/2023	89,228.74	1,305.98	90,534.72
03/15/2022	Paydown	58769EAC2	975,000.00	Mercedes-Benz Auto Lease Trust 2020-B A3 0.4% Due 11/15/2023	84,563.12	296.57	84,859.69
03/15/2022	Paydown	89238TAD5	601,936.64	Toyota Auto Receivables Trust 2018-B A3 2.96% Due 9/15/2022	37,884.76	663.71	38,548.47
03/15/2022	Paydown	43813DAC2	980,000.00	Honda Auto Receivables 2020-2 A3 0.82% Due 7/15/2024	25,621.94	512.63	26,134.57

City of Corona Consolidated

Cash Flow Report



Account #10003

As of May 31, 2021

Payment Date	Transaction Type	CUSIP	Quantity	Security Description	Principal Amount	Income	Total Amount
03/15/2022	Paydown	43815NAC8	2,030,000.00	Honda Auto Receivables Trust 2019-3 A3 1.78% Due 8/15/2023	118,729.24	1,059.49	119,788.73
03/15/2022	Paydown	47787NAC3	740,000.00	John Deere Owner Trust 2020-B A3 0.51% Due 11/15/2024	32,035.51	314.50	32,350.01
03/15/2022	Paydown	47789KAC7	2,065,000.00	John Deere Owner Trust 2020-A A3 1.1% Due 8/15/2024	51,489.81	1,473.91	52,963.72
03/15/2022	Paydown	65479JAD5	2,170,000.00	Nissan Auto Receivables Owner 2019-C A3 1.93% Due 7/15/2024	55,881.96	2,690.22	58,572.18
03/15/2022	Paydown	89236XAC0	1,290,000.00	Toyota Auto Receivables 2020-D A3 0.35% Due 1/15/2025	30,548.81	294.97	30,843.78
03/15/2022	Paydown	89240BAC2	2,825,000.00	Toyota Auto Receivables Owners 2021-A A3 0.26% Due 5/15/2025	0.00	612.08	612.08
03/15/2022	Paydown	44891RAC4	1,640,000.00	Hyundai Auto Receivables Trust 2020-C A3 0.38% Due 5/15/2025	0.00	519.33	519.33
03/15/2022	Paydown	44933LAC7	1,340,000.00	Hyundai Auto Receivables Trust 2021-A A3 0.38% Due 9/15/2025	0.00	424.33	424.33
03/15/2022	Paydown	47788EAC2	344,395.39	John Deere Owner Trust 2018-B A3 3.08% Due 11/15/2022	19,173.26	451.56	19,624.82
03/15/2022	Paydown	58770FAC6	1,050,000.00	Mercedes Benz Auto Lease Trust 2020-A A3 1.84% Due 12/15/2022	55,579.58	496.18	56,075.76
03/18/2022	Interest	808513BN4	1,775,000.00	Charles Schwab Corp Callable Note Cont 2/18/2024 0.75% Due 3/18/2024	0.00	6,656.25	6,656.25
03/18/2022	Paydown	43813KAC6	1,625,000.00	Honda Auto Receivables Trust 2020-3 A3 0.37% Due 10/18/2024	77,142.63	501.04	77,643.67
03/19/2022	Paydown	3137BM6P6	3,963,891.32	FHLMC K721 A2 3.09% Due 8/25/2022	278,106.18	572.90	278,679.08
03/20/2022	Paydown	92290BAA9	2,260,000.00	Verizon Owner Trust 2020-B A 0.47% Due 2/20/2025	49,966.56	709.38	50,675.94
03/20/2022	Paydown	92348AAA3	1,390,000.00	Verizon Owner Trust 2019-C A1A 1.94% Due 4/22/2024	37,870.19	1,702.30	39,572.49
03/21/2022	Paydown	43813GAC5	770,000.00	Honda Auto Receivables Trust 2021-1 A3 0.27% Due 4/21/2025	0.00	173.25	173.25
03/23/2022	Interest	3137EAEX3	6,295,000.00	FHLMC Note 0.375% Due 9/23/2025	0.00	11,803.13	11,803.13

City of Corona Consolidated

Cash Flow Report



Account #10003

As of May 31, 2021

Payment Date	Transaction Type	CUSIP	Quantity	Security Description	Principal Amount	Income	Total Amount
03/25/2022	Interest	3137BYPQ7	3,598,983.92	FHLMC K726 A2 2.905% Due 4/25/2024	0.00	8,712.54	8,712.54
03/25/2022	Interest	3137B5JM6	3,850,000.00	FHLMC K034 A2 3.531% Due 7/25/2023	0.00	11,328.63	11,328.63
03/25/2022	Interest	3137B7MZ9	3,750,000.00	FHLMC K036 A2 3.527% Due 10/25/2023	0.00	11,021.87	11,021.87
03/25/2022	Interest	3137BM6P6	3,963,891.32	FHLMC K721 A2 3.09% Due 8/25/2022	0.00	9,393.66	9,393.66
03/25/2022	Paydown	3137B4WB8	3,350,000.00	FHLMC K033 A2 3.06% Due 7/25/2023	0.00	8,542.50	8,542.50
03/31/2022	Interest	91282CAM3	3,200,000.00	US Treasury Note 0.25% Due 9/30/2025	0.00	4,000.00	4,000.00
MAR 2022					1,067,895.10	377,304.89	1,445,199.99
04/01/2022	Interest	13063DRK6	3,385,000.00	California State Taxable GO 2.4% Due 10/1/2024	0.00	40,620.00	40,620.00
04/10/2022	Interest	02665WCQ2	2,260,000.00	American Honda Finance Note 3.625% Due 10/10/2023	0.00	40,962.50	40,962.50
04/15/2022	Interest	3135G0W66	3,500,000.00	FNMA Note 1.625% Due 10/15/2024	0.00	28,437.50	28,437.50
04/15/2022	Paydown	477870AC3	755,764.68	John Deere Owner Trust 2019-B A3 2.21% Due 12/15/2023	24,122.95	952.65	25,075.60
04/15/2022	Paydown	47787NAC3	740,000.00	John Deere Owner Trust 2020-B A3 0.51% Due 11/15/2024	32,048.07	300.88	32,348.95
04/15/2022	Paydown	89240BAC2	2,825,000.00	Toyota Auto Receivables Owners 2021-A A3 0.26% Due 5/15/2025	0.00	612.08	612.08
04/15/2022	Paydown	43813DAC2	980,000.00	Honda Auto Receivables 2020-2 A3 0.82% Due 7/15/2024	25,639.45	495.12	26,134.57
04/15/2022	Paydown	47788EAC2	344,395.39	John Deere Owner Trust 2018-B A3 3.08% Due 11/15/2022	19,265.93	402.35	19,668.28
04/15/2022	Paydown	47789KAC7	2,065,000.00	John Deere Owner Trust 2020-A A3 1.1% Due 8/15/2024	51,631.41	1,426.71	53,058.12
04/15/2022	Paydown	89236XAC0	1,290,000.00	Toyota Auto Receivables 2020-D A3 0.35% Due 1/15/2025	30,462.47	286.06	30,748.53

City of Corona Consolidated

Cash Flow Report



Account #10003

As of May 31, 2021

Payment Date	Transaction Type	CUSIP	Quantity	Security Description	Principal Amount	Income	Total Amount
04/15/2022	Paydown	43815NAC8	2,030,000.00	Honda Auto Receivables Trust 2019-3 A3 1.78% Due 8/15/2023	113,187.71	883.38	114,071.09
04/15/2022	Paydown	44933LAC7	1,340,000.00	Hyundai Auto Receivables Trust 2021-A A3 0.38% Due 9/15/2025	0.00	424.33	424.33
04/15/2022	Paydown	58770FAC6	1,050,000.00	Mercedes Benz Auto Lease Trust 2020-A A3 1.84% Due 12/15/2022	50,476.42	410.96	50,887.38
04/15/2022	Paydown	65479JAD5	2,170,000.00	Nissan Auto Receivables Owner 2019-C A3 1.93% Due 7/15/2024	56,007.70	2,600.34	58,608.04
04/15/2022	Paydown	44891RAC4	1,640,000.00	Hyundai Auto Receivables Trust 2020-C A3 0.38% Due 5/15/2025	0.00	519.33	519.33
04/15/2022	Paydown	47789JAD8	1,332,187.73	John Deere Owner Trust 2019-A A3 2.91% Due 7/17/2023	89,439.92	1,089.60	90,529.52
04/15/2022	Paydown	58769EAC2	975,000.00	Mercedes-Benz Auto Lease Trust 2020-B A3 0.4% Due 11/15/2023	83,828.02	268.38	84,096.40
04/15/2022	Paydown	89238TAD5	601,936.64	Toyota Auto Receivables Trust 2018-B A3 2.96% Due 9/15/2022	38,067.87	570.26	38,638.13
04/18/2022	Paydown	43813KAC6	1,625,000.00	Honda Auto Receivables Trust 2020-3 A3 0.37% Due 10/18/2024	77,166.41	477.26	77,643.67
04/19/2022	Paydown	3137BM6P6	3,963,891.32	FHLMC K721 A2 3.09% Due 8/25/2022	279,176.65	575.10	279,751.75
04/20/2022	Interest	4581X0DV7	6,390,000.00	Inter-American Dev Bank Note 0.875% Due 4/20/2026	0.00	27,956.25	27,956.25
04/20/2022	Paydown	92348AAA3	1,390,000.00	Verizon Owner Trust 2019-C A1A 1.94% Due 4/22/2024	37,955.39	1,641.08	39,596.47
04/20/2022	Paydown	92290BAA9	2,260,000.00	Verizon Owner Trust 2020-B A 0.47% Due 2/20/2025	49,986.13	689.81	50,675.94
04/21/2022	Paydown	43813GAC5	770,000.00	Honda Auto Receivables Trust 2021-1 A3 0.27% Due 4/21/2025	0.00	173.25	173.25
04/22/2022	Interest	3135G03U5	5,270,000.00	FNMA Note 0.625% Due 4/22/2025	0.00	16,468.75	16,468.75
04/22/2022	Interest	46647PBK1	1,000,000.00	JP Morgan Chase & Co Callable Note Cont 4/22/2025 2.083% Due 4/22/2026	0.00	10,415.00	10,415.00
04/25/2022	Interest	3137B5JM6	3,850,000.00	FHLMC K034 A2 3.531% Due 7/25/2023	0.00	11,328.63	11,328.63

City of Corona Consolidated

Cash Flow Report



Account #10003

As of May 31, 2021

Payment Date	Transaction Type	CUSIP	Quantity	Security Description	Principal Amount	Income	Total Amount
04/25/2022	Interest	3137B7MZ9	3,750,000.00	FHLMC K036 A2 3.527% Due 10/25/2023	0.00	11,021.87	11,021.87
04/25/2022	Interest	3137BM6P6	3,963,891.32	FHLMC K721 A2 3.09% Due 8/25/2022	0.00	8,674.78	8,674.78
04/25/2022	Interest	3137BYPQ7	3,598,983.92	FHLMC K726 A2 2.905% Due 4/25/2024	0.00	8,712.54	8,712.54
04/25/2022	Paydown	3137B4WB8	3,350,000.00	FHLMC K033 A2 3.06% Due 7/25/2023	0.00	8,542.50	8,542.50
04/28/2022	Interest	459058JL8	6,300,000.00	Intl. Bank Recon & Development Note 0.5% Due 10/28/2025	0.00	15,750.00	15,750.00
04/28/2022	Maturity	89114W7M1	500,000.00	Toronto Dominion Yankee CD 0.24% Due 4/28/2022	500,000.00	1,216.67	501,216.67
04/30/2022	Interest	9128283D0	4,000,000.00	US Treasury Note 2.25% Due 10/31/2024	0.00	45,000.00	45,000.00
04/30/2022	Interest	912828T91	5,000,000.00	US Treasury Note 1.625% Due 10/31/2023	0.00	40,625.00	40,625.00
04/30/2022	Interest	912828X70	4,800,000.00	US Treasury Note 2% Due 4/30/2024	0.00	48,000.00	48,000.00
04/30/2022	Interest	91282CAT8	6,000,000.00	US Treasury Note 0.25% Due 10/31/2025	0.00	7,500.00	7,500.00
APR 2022					1,558,462.50	386,030.92	1,944,493.42
05/01/2022	Interest	78015K7C2	3,600,000.00	Royal Bank of Canada Note 2.25% Due 11/1/2024	0.00	40,500.00	40,500.00
05/03/2022	Interest	037833AK6	2,215,000.00	Apple Inc Note 2.4% Due 5/3/2023	0.00	26,580.00	26,580.00
05/07/2022	Interest	3135G06G3	6,300,000.00	FNMA Note 0.5% Due 11/7/2025	0.00	15,750.00	15,750.00
05/08/2022	Interest	14913Q3B3	2,593,000.00	Caterpillar Finl Service Note 2.15% Due 11/8/2024	0.00	27,874.75	27,874.75
05/12/2022	Interest	023135BX3	4,865,000.00	Amazon.com Inc Callable Note Cont 5/12/2026 1% Due 5/12/2026	0.00	24,325.00	24,325.00
05/15/2022	Paydown	43815NAC8	2,030,000.00	Honda Auto Receivables Trust 2019-3 A3 1.78% Due 8/15/2023	107,632.80	715.48	108,348.28

City of Corona Consolidated

Cash Flow Report



Account #10003

As of May 31, 2021

Payment Date	Transaction Type	CUSIP	Quantity	Security Description	Principal Amount	Income	Total Amount
05/15/2022	Paydown	47789JAD8	1,332,187.73	John Deere Owner Trust 2019-A A3 2.91% Due 7/17/2023	89,651.59	872.71	90,524.30
05/15/2022	Paydown	58769EAC2	975,000.00	Mercedes-Benz Auto Lease Trust 2020-B A3 0.4% Due 11/15/2023	83,092.54	240.44	83,332.98
05/15/2022	Paydown	65479JAD5	2,170,000.00	Nissan Auto Receivables Owner 2019-C A3 1.93% Due 7/15/2024	56,133.71	2,510.26	58,643.97
05/15/2022	Paydown	89238TAD5	601,936.64	Toyota Auto Receivables Trust 2018-B A3 2.96% Due 9/15/2022	38,251.86	476.36	38,728.22
05/15/2022	Paydown	47788EAC2	344,395.39	John Deere Owner Trust 2018-B A3 3.08% Due 11/15/2022	19,359.05	352.90	19,711.95
05/15/2022	Paydown	44891RAC4	1,640,000.00	Hyundai Auto Receivables Trust 2020-C A3 0.38% Due 5/15/2025	0.00	519.33	519.33
05/15/2022	Paydown	44933LAC7	1,340,000.00	Hyundai Auto Receivables Trust 2021-A A3 0.38% Due 9/15/2025	0.00	424.33	424.33
05/15/2022	Paydown	58770FAC6	1,050,000.00	Mercedes Benz Auto Lease Trust 2020-A A3 1.84% Due 12/15/2022	45,352.09	333.56	45,685.65
05/15/2022	Paydown	43813DAC2	980,000.00	Honda Auto Receivables 2020-2 A3 0.82% Due 7/15/2024	25,656.97	477.60	26,134.57
05/15/2022	Paydown	477870AC3	755,764.68	John Deere Owner Trust 2019-B A3 2.21% Due 12/15/2023	24,173.21	908.22	25,081.43
05/15/2022	Paydown	47787NAC3	740,000.00	John Deere Owner Trust 2020-B A3 0.51% Due 11/15/2024	32,060.62	287.26	32,347.88
05/15/2022	Paydown	47789KAC7	2,065,000.00	John Deere Owner Trust 2020-A A3 1.1% Due 8/15/2024	51,773.39	1,379.38	53,152.77
05/15/2022	Paydown	89236XAC0	1,290,000.00	Toyota Auto Receivables 2020-D A3 0.35% Due 1/15/2025	30,375.20	277.18	30,652.38
05/15/2022	Paydown	89240BAC2	2,825,000.00	Toyota Auto Receivables Owners 2021-A A3 0.26% Due 5/15/2025	0.00	612.08	612.08
05/18/2022	Interest	404280BS7	2,750,000.00	HSBC Holdings PLC Callable Note 1X 5/18/2023 3.95% Due 5/18/2024	0.00	54,312.50	54,312.50
05/18/2022	Paydown	43813KAC6	1,625,000.00	Honda Auto Receivables Trust 2020-3 A3 0.37% Due 10/18/2024	77,190.21	453.46	77,643.67
05/19/2022	Paydown	3137BM6P6	3,963,891.32	FHLMC K721 A2 3.09% Due 8/25/2022	882,956.57	1,818.89	884,775.46

City of Corona Consolidated

Account #10003

Cash Flow Report

As of May 31, 2021



Payment Date	Transaction Type	CUSIP	Quantity	Security Description	Principal Amount	Income	Total Amount
05/20/2022	Paydown	92348AAA3	1,390,000.00	Verizon Owner Trust 2019-C A1A 1.94% Due 4/22/2024	38,040.79	1,579.72	39,620.51
05/20/2022	Paydown	92290BAA9	2,260,000.00	Verizon Owner Trust 2020-B A 0.47% Due 2/20/2025	50,005.71	670.23	50,675.94
05/21/2022	Paydown	43813GAC5	770,000.00	Honda Auto Receivables Trust 2021-1 A3 0.27% Due 4/21/2025	0.00	173.25	173.25
05/25/2022	Interest	3137B5JM6	3,850,000.00	FHLMC K034 A2 3.531% Due 7/25/2023	0.00	11,328.63	11,328.63
05/25/2022	Interest	3137BM6P6	3,963,891.32	FHLMC K721 A2 3.09% Due 8/25/2022	0.00	6,401.17	6,401.17
05/25/2022	Interest	404280BA6	1,200,000.00	HSBC Holdings PLC Note 3.6% Due 5/25/2023	0.00	21,600.00	21,600.00
05/25/2022	Interest	3137BYPQ7	3,598,983.92	FHLMC K726 A2 2.905% Due 4/25/2024	0.00	8,712.54	8,712.54
05/25/2022	Interest	3137B7MZ9	3,750,000.00	FHLMC K036 A2 3.527% Due 10/25/2023	0.00	11,021.87	11,021.87
05/25/2022	Paydown	3137B4WB8	3,350,000.00	FHLMC K033 A2 3.06% Due 7/25/2023	0.00	8,542.50	8,542.50
05/31/2022	Interest	91282CAZ4	3,800,000.00	US Treasury Note 0.375% Due 11/30/2025	0.00	7,125.00	7,125.00
MAY 2022					1,651,706.31	279,156.60	1,930,862.91
TOTAL					34,336,663.65	5,258,369.04	39,595,032.69

City of Corona Consolidated

Holdings by Maturity



Account #10003

As of May 31, 2021

CUSIP	Security Description	Par Value/Units	Purchase Date Book Yield	Cost Value Book Value	Mkt Price Mkt YTM	Market Value Accrued Int.	% of Port. Gain/Loss	Moody S&P	Term (yrs) Duration
90LAIF\$00	Local Agency Investment Fund State Pool	43,403,319.19	Various 0.30%	43,403,319.19 43,403,319.19	1.00 0.30%	43,403,319.19 15,675.42	12.14% 0.00	NR NR	0.00 0.00
60934N807	Federated Investors Govt Oblig Fund Inst.	4,025,273.48	Various 0.01%	4,025,273.48 4,025,273.48	1.00 0.01%	4,025,273.48 0.00	1.13% 0.00	Aaa AAA	0.00 0.00
313379RB7	FHLB Note 1.875% Due 6/11/2021	1,300,000.00	08/30/2017 1.67%	1,309,802.00 1,309,802.00	100.05 0.22%	1,300,596.70 11,510.42	0.37% (9,205.30)	Aaa AA+	0.03 0.03
43815HAC1	Honda Auto Receivables Trust 2018-3 A3 2.95% Due 8/22/2022	420,023.85	08/21/2018 2.98%	419,966.22 419,966.22	100.61 0.23%	422,580.13 344.19	0.12% 2,613.91	Aaa NR	0.06 0.23
594918BP8	Microsoft Callable Note Cont 7/8/2021 1.55% Due 8/8/2021	1,875,000.00	Various 1.57%	1,872,774.45 1,872,774.45	100.14 0.18%	1,877,634.38 9,122.39	0.53% 4,859.93	Aaa AAA	0.10 0.11
3130A8QS5	FHLB Note 1.125% Due 7/14/2021	2,900,000.00	10/04/2016 1.33%	2,873,204.00 2,873,204.00	100.13 0.07%	2,903,654.00 12,415.63	0.82% 30,450.00	Aaa AA+	0.12 0.12
3137BDCC7	FHLMC K716 A2 3.13% Due 6/25/2021	91,647.48	09/12/2017 1.92%	95,406.46 95,406.46	100.01 0.25%	91,660.34 47.81	0.03% (3,746.12)	Aaa AA+	0.13 0.07
3137BFDQ1	FHLMC K717 A2 2.991% Due 9/25/2021	1,774,095.60	Various 2.61%	1,792,374.65 1,792,374.65	100.39 0.35%	1,780,996.99 4,421.93	0.50% (11,377.66)	NR NR	0.19 0.19
3137EAEC9	FHLMC Note 1.125% Due 8/12/2021	2,375,000.00	09/26/2016 1.28%	2,357,520.00 2,357,520.00	100.21 0.04%	2,380,101.50 8,089.84	0.67% 22,581.50	Aaa AA+	0.20 0.20
3130AF5B9	FHLB Note 3% Due 10/12/2021	2,500,000.00	11/29/2018 2.91%	2,506,300.00 2,506,300.00	101.07 0.05%	2,526,822.50 10,208.33	0.71% 20,522.50	Aaa AA+	0.37 0.36
58770FAC6	Mercedes Benz Auto Lease Trust 2020-A A3 1.84% Due 12/15/2022	1,050,000.00	01/21/2020 1.85%	1,049,861.61 1,049,861.61	100.88 0.14%	1,059,229.50 858.67	0.30% 9,367.89	Aaa AAA	0.56 0.52
43815NAC8	Honda Auto Receivables Trust 2019-3 A3 1.78% Due 8/15/2023	2,030,000.00	08/20/2019 1.79%	2,029,983.15 2,029,983.15	101.00 0.21%	2,050,293.91 1,605.96	0.57% 20,310.76	Aaa AAA	0.59 0.64
89236TDP7	Toyota Motor Credit Corp Note 2.6% Due 1/11/2022	3,100,000.00	Various 3.18%	3,038,938.00 3,038,938.00	101.46 0.20%	3,145,353.00 31,344.44	0.89% 106,415.00	A1 A+	0.62 0.60
48128BAB7	JP Morgan Chase & Co Callable Note 1X 1/15/2022 2.972% Due 1/15/2023	1,750,000.00	Various 3.05%	1,743,132.50 1,743,132.50	101.67 0.29%	1,779,158.50 19,648.23	0.50% 36,026.00	A2 A-	0.63 0.61
47789JAD8	John Deere Owner Trust 2019-A A3 2.91% Due 7/17/2023	1,332,187.73	08/27/2019 1.90%	1,359,924.30 1,359,924.30	101.29 0.29%	1,349,386.27 1,722.96	0.38% (10,538.03)	Aaa NR	0.63 0.49

City of Corona Consolidated

Holdings by Maturity



Account #10003

As of May 31, 2021

CUSIP	Security Description	Par Value/Units	Purchase Date Book Yield	Cost Value Book Value	Mkt Price Mkt YTM	Market Value Accrued Int.	% of Port. Gain/Loss	Moody S&P	Term (yrs) Duration
4581X0CW6	Inter-American Dev Bank Note 2.125% Due 1/18/2022	4,000,000.00	11/03/2017 2.07%	4,008,600.00 4,008,600.00	101.22 0.19%	4,048,804.00 31,402.78	1.14% 40,204.00	Aaa NR	0.64 0.62
89238TAD5	Toyota Auto Receivables Trust 2018-B A3 2.96% Due 9/15/2022	601,936.64	07/25/2019 2.31%	608,308.70 608,308.70	100.51 0.16%	604,990.28 791.88	0.17% (3,318.42)	Aaa AAA	0.68 0.18
912828J43	US Treasury Note 1.75% Due 2/28/2022	2,900,000.00	03/13/2017 2.14%	2,847,560.49 2,847,560.49	101.26 0.07%	2,936,589.30 12,825.41	0.82% 89,028.81	Aaa AA+	0.75 0.75
47788EAC2	John Deere Owner Trust 2018-B A3 3.08% Due 11/15/2022	344,395.39	07/18/2018 3.10%	344,369.29 344,369.29	100.64 0.31%	346,611.92 471.44	0.10% 2,242.63	Aaa NR	0.76 0.23
89114W7M1	Toronto Dominion Yankee CD 0.24% Due 4/28/2022	500,000.00	04/29/2021 0.24%	499,999.98 499,999.98	100.03 0.21%	500,148.00 113.33	0.14% 148.02	P-1 A-1	0.91 0.91
69353RFE3	PNC Bank Callable Note Cont 6/28/2022 2.45% Due 7/28/2022	3,050,000.00	07/25/2017 2.45%	3,049,725.50 3,049,725.50	102.43 0.19%	3,124,087.55 25,531.04	0.88% 74,362.05	A2 A	1.08 1.06
912828XG0	US Treasury Note 2.125% Due 6/30/2022	4,000,000.00	08/15/2017 1.82%	4,056,732.15 4,056,732.15	102.20 0.10%	4,087,812.00 35,690.61	1.15% 31,079.85	Aaa AA+	1.08 1.07
3137BM6P6	FHLMC K721 A2 3.09% Due 8/25/2022	3,963,891.32	Various 2.22%	4,103,098.92 4,103,098.92	102.50 0.43%	4,062,901.72 10,207.02	1.14% (40,197.20)	Aaa NR	1.10 1.00
58769EAC2	Mercedes-Benz Auto Lease Trust 2020- B A3 0.4% Due 11/15/2023	975,000.00	09/15/2020 0.40%	974,950.57 974,950.57	100.23 0.21%	977,237.63 173.33	0.27% 2,287.06	NR AAA	1.16 1.23
912828L24	US Treasury Note 1.875% Due 8/31/2022	4,500,000.00	10/17/2017 1.98%	4,478,906.25 4,478,906.25	102.21 0.11%	4,599,315.00 21,323.03	1.29% 120,408.75	Aaa AA+	1.25 1.24
4581X0CZ9	Inter-American Dev Bank Note 1.75% Due 9/14/2022	3,600,000.00	Various 2.30%	3,512,573.00 3,512,573.00	102.05 0.16%	3,673,728.00 13,475.00	1.03% 161,155.00	Aaa AAA	1.29 1.27
477870AC3	John Deere Owner Trust 2019-B A3 2.21% Due 12/15/2023	755,764.68	07/16/2019 2.23%	755,604.23 755,604.23	101.42 0.22%	766,517.70 742.33	0.21% 10,913.47	Aaa NR	1.31 0.71
92348AAA3	Verizon Owner Trust 2019-C A1A 1.94% Due 4/22/2024	1,390,000.00	10/01/2019 1.95%	1,389,892.83 1,389,892.83	101.61 0.14%	1,412,385.95 823.96	0.40% 22,493.12	NR AAA	1.53 0.89
808513AT2	Charles Schwab Corp Callable Note Cont 12/25/2022 2.65% Due 1/25/2023	2,250,000.00	Various 2.32%	2,273,392.50 2,273,392.50	103.71 0.28%	2,333,418.75 20,868.75	0.66% 60,026.25	A2 A	1.57 1.53
912828N30	US Treasury Note 2.125% Due 12/31/2022	4,800,000.00	01/25/2018 2.46%	4,725,375.00 4,725,375.00	103.15 0.13%	4,951,310.40 42,828.73	1.40% 225,935.40	Aaa AA+	1.59 1.55
43813DAC2	Honda Auto Receivables 2020-2 A3 0.82% Due 7/15/2024	980,000.00	05/18/2020 0.83%	979,922.87 979,922.87	100.74 0.23%	987,258.86 357.16	0.28% 7,335.99	Aaa AAA	1.59 1.24

City of Corona Consolidated

Holdings by Maturity



Account #10003

As of May 31, 2021

CUSIP	Security Description	Par Value/Units	Purchase Date Book Yield	Cost Value Book Value	Mkt Price Mkt YTM	Market Value Accrued Int.	% of Port. Gain/Loss	Moody S&P	Term (yrs) Duration
65479JAD5	Nissan Auto Receivables Owner 2019-C A3 1.93% Due 7/15/2024	2,170,000.00	10/16/2019 1.94%	2,169,885.42 2,169,885.42	101.55 0.15%	2,203,702.27 1,861.38	0.62% 33,816.85	Aaa AAA	1.61 0.87
084670BR8	Berkshire Hathaway Callable Note Cont 1/15/2023 2.75% Due 3/15/2023	2,500,000.00	11/26/2018 3.51%	2,425,225.00 2,425,225.00	104.01 0.27%	2,600,205.00 14,513.89	0.73% 174,980.00	Aa2 AA	1.63 1.59
43813KAC6	Honda Auto Receivables Trust 2020-3 A3 0.37% Due 10/18/2024	1,625,000.00	09/22/2020 0.38%	1,624,761.29 1,624,761.29	100.28 0.19%	1,629,470.38 217.12	0.46% 4,709.09	NR AAA	1.64 1.53
3135G0T94	FNMA Note 2.375% Due 1/19/2023	5,500,000.00	04/11/2018 2.71%	5,418,930.00 5,418,930.00	103.67 0.12%	5,701,987.50 47,895.83	1.61% 283,057.50	Aaa AA+	1.64 1.60
47789KAC7	John Deere Owner Trust 2020-A A3 1.1% Due 8/15/2024	2,065,000.00	Various 1.00%	2,069,450.34 2,069,450.34	100.87 0.30%	2,083,046.04 1,009.55	0.58% 13,595.70	Aaa NR	1.65 1.09
47787NAC3	John Deere Owner Trust 2020-B A3 0.51% Due 11/15/2024	740,000.00	07/14/2020 0.52%	739,887.22 739,887.22	100.34 0.23%	742,479.00 167.73	0.21% 2,591.78	Aaa NR	1.72 1.20
06051GHF9	Bank of America Corp Callable Note 1X 3/5/2023 3.55% Due 3/5/2024	3,250,000.00	Various 2.91%	3,273,420.00 3,273,420.00	105.48 0.42%	3,428,174.75 27,561.81	0.97% 154,754.75	A2 A-	1.76 1.71
24422ETG4	John Deere Capital Corp Note 2.8% Due 3/6/2023	1,500,000.00	Various 3.52%	1,454,530.00 1,454,530.00	104.60 0.19%	1,569,039.00 9,916.67	0.44% 114,509.00	A2 A	1.76 1.72
89236XAC0	Toyota Auto Receivables 2020-D A3 0.35% Due 1/15/2025	1,290,000.00	10/06/2020 0.36%	1,289,759.67 1,289,759.67	100.14 0.25%	1,291,782.78 200.67	0.36% 2,023.11	NR AAA	1.79 1.41
166764AH3	Chevron Corp Callable Note Cont 3/24/2023 3.191% Due 6/24/2023	3,000,000.00	Various 3.33%	2,982,300.00 2,982,300.00	105.13 0.35%	3,153,969.00 41,748.92	0.89% 171,669.00	Aa2 AA-	1.81 1.75
44891RAC4	Hyundai Auto Receivables Trust 2020-C A3 0.38% Due 5/15/2025	1,640,000.00	10/20/2020 0.39%	1,639,622.31 1,639,622.31	100.24 0.26%	1,643,867.12 276.98	0.46% 4,244.81	NR AAA	1.87 1.89
92290BAA9	Verizon Owner Trust 2020-B A 0.47% Due 2/20/2025	2,260,000.00	08/04/2020 0.48%	2,259,525.40 2,259,525.40	100.40 0.23%	2,268,978.98 324.56	0.63% 9,453.58	Aaa NR	1.89 1.66
89240BAC2	Toyota Auto Receivables Owners 2021- A A3 0.26% Due 5/15/2025	2,825,000.00	02/02/2021 0.27%	2,824,475.68 2,824,475.68	100.02 0.25%	2,825,437.88 326.44	0.79% 962.20	Aaa NR	1.92 1.26
037833AK6	Apple Inc Note 2.4% Due 5/3/2023	2,215,000.00	11/28/2018 3.54%	2,112,644.85 2,112,644.85	103.99 0.31%	2,303,444.95 4,134.67	0.65% 190,800.10	Aa1 AA+	1.92 1.88

City of Corona Consolidated

Holdings by Maturity



Account #10003

As of May 31, 2021

CUSIP	Security Description	Par Value/Units	Purchase Date Book Yield	Cost Value Book Value	Mkt Price Mkt YTM	Market Value Accrued Int.	% of Port. Gain/Loss	Moody S&P	Term (yrs) Duration
3137B4WB8	FHLMC K033 A2 3.06% Due 7/25/2023	3,350,000.00	07/23/2019 2.18%	3,458,875.00 3,458,875.00	105.33 0.31%	3,528,508.10 1,708.50	0.99% 69,633.10	Aaa NR	1.94 1.96
404280BS7	HSBC Holdings PLC Callable Note 1X 5/18/2023 3.95% Due 5/18/2024	2,750,000.00	Various 2.18%	2,887,177.50 2,887,177.50	106.75 0.49%	2,935,652.50 3,922.57	0.82% 48,475.00	A2 A-	1.96 1.91
404280BA6	HSBC Holdings PLC Note 3.6% Due 5/25/2023	1,200,000.00	05/15/2019 2.97%	1,228,680.00 1,228,680.00	106.46 0.33%	1,277,569.20 720.00	0.36% 48,889.20	A2 A-	1.98 1.93
931142EK5	Wal-Mart Stores Callable Note Cont 5/26/2023 3.4% Due 6/26/2023	2,000,000.00	05/08/2019 2.67%	2,056,900.00 2,056,900.00	106.15 0.29%	2,123,000.00 29,277.78	0.60% 66,100.00	Aa2 AA	1.99 1.91
43813GAC5	Honda Auto Receivables Trust 2021-1 A3 0.27% Due 4/21/2025	770,000.00	02/17/2021 0.27%	769,985.91 769,985.91	100.05 0.24%	770,392.70 57.75	0.22% 406.79	Aaa NR	2.02 1.61
3137EAEN5	FHLMC Note 2.75% Due 6/19/2023	4,550,000.00	Various 2.86%	4,527,967.50 4,527,967.50	105.26 0.18%	4,789,157.10 56,306.25	1.35% 261,189.60	Aaa AA+	2.05 1.98
02665WCJ8	American Honda Finance Note 3.45% Due 7/14/2023	930,000.00	07/11/2018 3.49%	928,391.10 928,391.10	106.56 0.34%	991,003.35 12,210.13	0.28% 62,612.25	A3 A-	2.12 2.04
3137B5JM6	FHLMC K034 A2 3.531% Due 7/25/2023	3,850,000.00	08/28/2018 3.03%	3,931,662.11 3,931,662.11	106.36 0.32%	4,094,682.90 11,328.63	1.15% 163,020.79	NR NR	2.13 1.99
89114QC48	Toronto Dominion Bank Note 3.5% Due 7/19/2023	1,910,000.00	07/27/2018 3.56%	1,904,461.00 1,904,461.00	106.90 0.26%	2,041,702.14 24,511.67	0.58% 137,241.14	Aa1 AA-	2.13 2.05
69371RP59	Paccar Financial Corp Note 3.4% Due 8/9/2023	2,300,000.00	08/06/2018 3.41%	2,299,057.00 2,299,057.00	106.53 0.40%	2,450,146.30 24,328.89	0.69% 151,089.30	A1 A+	2.19 2.11
06406RAJ6	Bank of NY Mellon Corp Note 3.45% Due 8/11/2023	3,254,000.00	05/16/2019 2.79%	3,339,580.20 3,339,580.20	107.01 0.24%	3,482,251.83 34,302.58	0.98% 142,671.63	A1 A	2.20 2.11
3137B7MZ9	FHLMC K036 A2 3.527% Due 10/25/2023	3,750,000.00	Various 2.97%	3,837,910.16 3,837,910.16	106.91 0.36%	4,009,173.75 2,204.38	1.12% 171,263.59	Aaa NR	2.20 2.18
44933LAC7	Hyundai Auto Receivables Trust 2021-A A3 0.38% Due 9/15/2025	1,340,000.00	04/20/2021 0.38%	1,339,859.03 1,339,859.03	100.15 0.31%	1,341,956.40 226.31	0.38% 2,097.37	NR AAA	2.21 2.19
02665WCQ2	American Honda Finance Note 3.625% Due 10/10/2023	2,260,000.00	10/03/2018 3.64%	2,258,146.80 2,258,146.80	107.75 0.33%	2,435,050.56 11,606.04	0.68% 176,903.76	A3 A-	2.36 2.27
912828T91	US Treasury Note 1.625% Due 10/31/2023	5,000,000.00	05/29/2019 2.05%	4,909,960.94 4,909,960.94	103.43 0.20%	5,171,290.00 7,065.22	1.45% 261,329.06	Aaa AA+	2.42 2.37

City of Corona Consolidated

Holdings by Maturity



Account #10003

As of May 31, 2021

CUSIP	Security Description	Par Value/Units	Purchase Date Book Yield	Cost Value Book Value	Mkt Price Mkt YTM	Market Value Accrued Int.	% of Port. Gain/Loss	Moody S&P	Term (yrs) Duration
3130A0F70	FHLB Note 3.375% Due 12/8/2023	3,500,000.00	01/16/2019 2.73%	3,602,165.00 3,602,165.00	107.86 0.24%	3,775,198.00 56,765.63	1.07% 173,033.00	Aaa AA+	2.52 2.40
912828V23	US Treasury Note 2.25% Due 12/31/2023	4,500,000.00	06/21/2019 1.80%	4,588,417.97 4,588,417.97	105.20 0.23%	4,733,964.00 42,513.81	1.34% 145,546.03	Aaa AA+	2.59 2.50
24422EVN6	John Deere Capital Corp Note 0.45% Due 1/17/2024	2,140,000.00	03/01/2021 0.47%	2,138,480.60 2,138,480.60	100.11 0.41%	2,142,381.82 2,327.25	0.60% 3,901.22	A2 A	2.63 2.61
912828B66	US Treasury Note 2.75% Due 2/15/2024	5,000,000.00	Various 2.21%	5,121,796.88 5,121,796.88	106.75 0.25%	5,337,500.00 40,262.43	1.50% 215,703.12	Aaa AA+	2.71 2.61
3137BYPQ7	FHLMC K726 A2 2.905% Due 4/25/2024	3,598,983.92	04/22/2019 2.72%	3,624,711.03 3,624,711.03	105.77 0.65%	3,806,753.26 8,712.54	1.07% 182,042.23	NR AAA	2.72 2.57
808513BN4	Charles Schwab Corp Callable Note Cont 2/18/2024 0.75% Due 3/18/2024	1,775,000.00	03/16/2021 0.77%	1,774,112.50 1,774,112.50	100.77 0.46%	1,788,692.35 2,699.48	0.50% 14,579.85	A2 A	2.72 2.68
3130A0XE5	FHLB Note 3.25% Due 3/8/2024	1,000,000.00	03/28/2019 2.27%	1,045,410.00 1,045,410.00	108.08 0.32%	1,080,830.00 7,493.06	0.30% 35,420.00	Aaa AA+	2.77 2.65
3130AB3H7	FHLB Note 2.375% Due 3/8/2024	4,000,000.00	04/29/2019 2.37%	4,000,280.00 4,000,280.00	105.95 0.22%	4,237,940.00 21,902.78	1.19% 237,660.00	Aaa AA+	2.77 2.68
89114QCB2	Toronto Dominion Bank Note 3.25% Due 3/11/2024	1,270,000.00	03/26/2019 2.97%	1,286,078.20 1,286,078.20	107.70 0.46%	1,367,834.45 9,172.22	0.38% 81,756.25	Aa3 A	2.78 2.66
91282CBR1	US Treasury Note 0.25% Due 3/15/2024	2,900,000.00	03/30/2021 0.33%	2,892,976.56 2,892,976.56	99.99 0.25%	2,899,773.80 1,536.68	0.81% 6,797.24	Aaa AA+	2.79 2.78
912828X70	US Treasury Note 2% Due 4/30/2024	4,800,000.00	Various 1.84%	4,833,281.25 4,833,281.25	104.95 0.29%	5,037,748.80 8,347.82	1.41% 204,467.55	Aaa AA+	2.92 2.84
3130A1XJ2	FHLB Note 2.875% Due 6/14/2024	5,500,000.00	Various 1.95%	5,740,000.40 5,740,000.40	107.64 0.34%	5,920,348.51 73,352.43	1.68% 180,348.11	Aaa AA+	3.04 2.89
912828XX3	US Treasury Note 2% Due 6/30/2024	4,900,000.00	Various 1.81%	4,942,253.91 4,942,253.91	105.12 0.33%	5,150,742.80 41,149.18	1.45% 208,488.89	Aaa AA+	3.08 2.98
69371RQ25	Paccar Financial Corp Note 2.15% Due 8/15/2024	715,000.00	08/08/2019 2.20%	713,419.85 713,419.85	105.75 0.34%	756,112.50 4,526.35	0.21% 42,692.65	A1 A+	3.21 3.09
912828D56	US Treasury Note 2.375% Due 8/15/2024	5,000,000.00	12/12/2019 1.75%	5,140,234.38 5,140,234.38	106.44 0.36%	5,321,875.00 34,772.10	1.50% 181,640.62	Aaa AA+	3.21 3.09
3130A2UW4	FHLB Note 2.875% Due 9/13/2024	4,000,000.00	09/13/2019 1.79%	4,206,760.00 4,206,760.00	108.07 0.40%	4,322,640.00 24,916.67	1.22% 115,880.00	Aaa AA+	3.29 3.14
13063DRK6	California State Taxable GO 2.4% Due 10/1/2024	3,385,000.00	10/16/2019 1.91%	3,462,753.45 3,462,753.45	106.38 0.47%	3,600,895.30 13,540.00	1.01% 138,141.85	Aa2 AA-	3.34 3.21

City of Corona Consolidated

Holdings by Maturity



Account #10003

As of May 31, 2021

CUSIP	Security Description	Par Value/Units	Purchase Date Book Yield	Cost Value Book Value	Mkt Price Mkt YTM	Market Value Accrued Int.	% of Port. Gain/Loss	Moody S&P	Term (yrs) Duration
3135G0W66	FNMA Note 1.625% Due 10/15/2024	3,500,000.00	Various 1.21%	3,564,275.00 3,564,275.00	104.11 0.40%	3,643,906.00 7,267.36	1.02% 79,631.00	Aaa AA+	3.38 3.28
9128283D0	US Treasury Note 2.25% Due 10/31/2024	4,000,000.00	11/07/2019 1.77%	4,090,468.75 4,090,468.75	106.23 0.41%	4,249,220.00 7,826.09	1.19% 158,751.25	Aaa AA+	3.42 3.30
78015K7C2	Royal Bank of Canada Note 2.25% Due 11/1/2024	3,600,000.00	12/05/2019 2.26%	3,598,128.00 3,598,128.00	105.32 0.67%	3,791,689.20 6,750.00	1.06% 193,561.20	A2 A	3.42 3.29
14913Q3B3	Caterpillar Finl Service Note 2.15% Due 11/8/2024	2,593,000.00	Various 1.88%	2,624,484.21 2,624,484.21	105.35 0.58%	2,731,611.41 3,561.77	0.76% 107,127.20	A2 A	3.44 3.32
90331HPL1	US Bank NA Callable Note Cont 12/21/2024 2.05% Due 1/21/2025	4,145,000.00	01/16/2020 2.10%	4,136,171.15 4,136,171.15	104.76 0.69%	4,342,202.52 30,684.51	1.22% 206,031.37	A1 AA-	3.56 3.42
3135G0X24	FNMA Note 1.625% Due 1/7/2025	4,220,000.00	Various 1.30%	4,282,878.20 4,282,878.20	104.18 0.45%	4,396,311.60 27,430.00	1.24% 113,433.40	Aaa AA+	3.61 3.48
3137EAEPO	FHLMC Note 1.5% Due 2/12/2025	6,575,000.00	02/13/2020 1.52%	6,569,937.25 6,569,937.25	103.68 0.49%	6,817,144.10 29,861.46	1.91% 247,206.85	Aaa AA+	3.71 3.59
912828ZC7	US Treasury Note 1.125% Due 2/28/2025	7,000,000.00	03/18/2020 0.81%	7,108,007.81 7,108,007.81	102.32 0.50%	7,162,421.00 19,901.49	2.01% 54,413.19	Aaa AA+	3.75 3.66
3135G03U5	FNMA Note 0.625% Due 4/22/2025	5,270,000.00	04/22/2020 0.67%	5,259,143.80 5,259,143.80	100.33 0.54%	5,287,264.52 3,568.23	1.48% 28,120.72	Aaa AA+	3.90 3.84
46647PBK1	JP Morgan Chase & Co Callable Note Cont 4/22/2025 2.083% Due 4/22/2026	1,000,000.00	05/20/2021 1.26%	1,037,330.00 1,037,330.00	103.92 1.05%	1,039,179.00 2,256.58	0.29% 1,849.00	A2 A-	3.90 3.74
3135G04Z3	FNMA Note 0.5% Due 6/17/2025	6,200,000.00	Various 0.51%	6,196,731.90 6,196,731.90	99.68 0.58%	6,180,327.40 14,122.22	1.73% (16,404.50)	Aaa AA+	4.05 3.99
3137EAEU9	FHLMC Note 0.375% Due 7/21/2025	6,300,000.00	Various 0.45%	6,277,899.60 6,277,899.60	99.01 0.62%	6,237,459.90 8,531.25	1.75% (40,439.70)	Aaa AA+	4.14 4.09
91282CAB7	US Treasury Note 0.25% Due 7/31/2025	6,000,000.00	03/12/2021 0.72%	5,879,062.50 5,879,062.50	98.56 0.60%	5,913,750.00 5,013.81	1.65% 34,687.50	Aaa AA+	4.17 4.13
3135G05X7	FNMA Note 0.375% Due 8/25/2025	6,285,000.00	Various 0.46%	6,260,439.20 6,260,439.20	98.87 0.65%	6,213,954.36 6,285.00	1.74% (46,484.84)	Aaa AA+	4.24 4.19
3137EAEX3	FHLMC Note 0.375% Due 9/23/2025	6,295,000.00	Various 0.44%	6,276,346.05 6,276,346.05	98.85 0.65%	6,222,456.42 4,458.96	1.74% (53,889.63)	Aaa AA+	4.32 4.26
91282CAM3	US Treasury Note 0.25% Due 9/30/2025	3,200,000.00	03/29/2021 0.74%	3,130,375.00 3,130,375.00	98.32 0.64%	3,146,249.60 1,355.19	0.88% 15,874.60	Aaa AA+	4.34 4.30

City of Corona Consolidated

Account #10003

Holdings by Maturity

As of May 31, 2021



CUSIP	Security Description	Par Value/Units	Purchase Date Book Yield	Cost Value Book Value	Mkt Price Mkt YTM	Market Value Accrued Int.	% of Port. Gain/Loss	Moody S&P	Term (yrs) Duration
459058JL8	Intl. Bank Recon & Development Note 0.5% Due 10/28/2025	6,300,000.00	Various 0.59%	6,272,360.85 6,272,360.85	98.99 0.73%	6,236,609.40 2,887.50	1.74% (35,751.45)	Aaa AAA	4.41 4.35
91282CAT8	US Treasury Note 0.25% Due 10/31/2025	6,000,000.00	02/19/2021 0.53%	5,923,125.00 5,923,125.00	98.18 0.67%	5,890,548.00 1,304.35	1.65% (32,577.00)	Aaa AA+	4.42 4.38
3135G06G3	FNMA Note 0.5% Due 11/7/2025	6,300,000.00	Various 0.57%	6,279,895.00 6,279,895.00	99.12 0.70%	6,244,692.31 2,100.00	1.75% (35,202.69)	Aaa AA+	4.44 4.37
91282CAZ4	US Treasury Note 0.375% Due 11/30/2025	3,800,000.00	03/26/2021 0.77%	3,731,867.19 3,731,867.19	98.61 0.69%	3,747,009.00 38.93	1.05% 15,141.81	Aaa AA+	4.50 4.45
023135BX3	Amazon.com Inc Callable Note Cont 5/12/2026 1% Due 5/12/2026	4,865,000.00	05/10/2021 1.09%	4,843,983.20 4,843,983.20	100.06 0.99%	4,868,147.66 2,567.64	1.36% 24,164.46	A1 AA-	4.87 4.74
4581X0DV7	Inter-American Dev Bank Note 0.875% Due 4/20/2026	6,390,000.00	04/13/2021 0.97%	6,360,733.80 6,360,733.80	100.31 0.81%	6,410,026.26 6,367.81	1.79% 49,292.46	Aaa AAA	4.89 4.77
TOTAL PORTFOLIO		348,153,519.28	1.51%	349,266,599.16	0.38%	356,449,709.18	100.00%	Aa1	2.34
TOTAL MARKET VALUE PLUS ACCRUED						1,302,705.52	7,183,110.02	AA+	2.26
						357,752,414.70			

City of Corona Consolidated

Account #10003

Issuer Report

As of May 31, 2021



Issue Name	Par	Cost	Market Value	MVACC	% Portfolio
Government of United States	\$78,300,000.00	\$78,400,402.03	\$80,337,118.70	\$80,660,873.58	22.55%
Federal Home Loan Mortgage Corp	\$46,473,618.32	\$46,853,708.73	\$47,820,996.08	\$47,966,874.65	13.41%
Local Agency Investment Fund	\$43,403,319.19	\$43,403,319.19	\$43,403,319.19	\$43,418,994.61	12.14%
Federal National Mortgage Association	\$37,275,000.00	\$37,262,293.10	\$37,668,443.69	\$37,777,112.33	10.56%
Federal Home Loan Bank	\$24,700,000.00	\$25,283,921.40	\$26,068,029.71	\$26,286,594.66	7.35%
Inter-American Dev Bank	\$13,990,000.00	\$13,881,906.80	\$14,132,558.26	\$14,183,803.85	3.96%
Intl Bank Recon and Development	\$6,300,000.00	\$6,272,360.85	\$6,236,609.40	\$6,239,496.90	1.74%
Honda ABS	\$5,825,023.85	\$5,824,619.44	\$5,859,995.98	\$5,862,578.16	1.64%
John Deere ABS	\$5,237,347.80	\$5,269,235.38	\$5,288,040.93	\$5,292,154.94	1.48%
Amazon.com Inc	\$4,865,000.00	\$4,843,983.20	\$4,868,147.66	\$4,870,715.30	1.36%
Toyota ABS	\$4,716,936.64	\$4,722,544.05	\$4,722,210.94	\$4,723,529.93	1.32%
US Bancorp	\$4,145,000.00	\$4,136,171.15	\$4,342,202.52	\$4,372,887.03	1.22%
HSBC Holdings PLC	\$3,950,000.00	\$4,115,857.50	\$4,213,221.70	\$4,217,864.27	1.18%
Charles Schwab Corp/The	\$4,025,000.00	\$4,047,505.00	\$4,122,111.10	\$4,145,679.33	1.16%
Federated Govt Obligation Money Market Fund	\$4,025,273.48	\$4,025,273.48	\$4,025,273.48	\$4,025,273.48	1.13%
Toronto Dominion Holdings	\$3,680,000.00	\$3,690,539.18	\$3,909,684.59	\$3,943,481.81	1.10%
Royal Bank of Canada	\$3,600,000.00	\$3,598,128.00	\$3,791,689.20	\$3,798,439.20	1.06%
Deere & Company	\$3,640,000.00	\$3,593,010.60	\$3,711,420.82	\$3,723,664.74	1.04%
Verizon Owner Trust	\$3,650,000.00	\$3,649,418.23	\$3,681,364.93	\$3,682,513.45	1.03%
State of California	\$3,385,000.00	\$3,462,753.45	\$3,600,895.30	\$3,614,435.30	1.01%
Bank of New York	\$3,254,000.00	\$3,339,580.20	\$3,482,251.83	\$3,516,554.41	0.98%
Bank of America Corp	\$3,250,000.00	\$3,273,420.00	\$3,428,174.75	\$3,455,736.56	0.97%
Honda Motor Corporation	\$3,190,000.00	\$3,186,537.90	\$3,426,053.91	\$3,449,870.08	0.96%
Paccar Financial	\$3,015,000.00	\$3,012,476.85	\$3,206,258.80	\$3,235,114.04	0.90%
ChevronTexaco Corp	\$3,000,000.00	\$2,982,300.00	\$3,153,969.00	\$3,195,717.92	0.89%
Toyota Motor Corp	\$3,100,000.00	\$3,038,938.00	\$3,145,353.00	\$3,176,697.44	0.89%
PNC Financial Services Group	\$3,050,000.00	\$3,049,725.50	\$3,124,087.55	\$3,149,618.59	0.88%
Hyundai Auot Receivables	\$2,980,000.00	\$2,979,481.34	\$2,985,823.52	\$2,986,326.81	0.83%
JP Morgan Chase & Co	\$2,750,000.00	\$2,780,462.50	\$2,818,337.50	\$2,840,242.31	0.79%
Caterpillar Inc	\$2,593,000.00	\$2,624,484.21	\$2,731,611.41	\$2,735,173.18	0.76%

City of Corona Consolidated

Account #10003

Issuer Report

As of May 31, 2021



Issue Name	Par	Cost	Market Value	MVACC	% Portfolio
Berkshire Hathaway	\$2,500,000.00	\$2,425,225.00	\$2,600,205.00	\$2,614,718.89	0.73%
Apple Inc	\$2,215,000.00	\$2,112,644.85	\$2,303,444.95	\$2,307,579.62	0.65%
Nissan ABS	\$2,170,000.00	\$2,169,885.42	\$2,203,702.27	\$2,205,563.65	0.62%
Wal-Mart Stores	\$2,000,000.00	\$2,056,900.00	\$2,123,000.00	\$2,152,277.78	0.60%
Mercedes-Benz Auto Lease Trust	\$2,025,000.00	\$2,024,812.18	\$2,036,467.13	\$2,037,499.13	0.57%
Microsoft	\$1,875,000.00	\$1,872,774.45	\$1,877,634.38	\$1,886,756.77	0.53%
TOTAL	\$348,153,519.28	\$349,266,599.16	\$356,449,709.18	\$357,752,414.70	100.00%

City of Corona Consolidated

Important Disclosures



Account #10003

Chandler Asset Management, Inc. ("Chandler") is an SEC registered investment adviser. For additional information about our firm, please see our current disclosures (Form ADV). To obtain a copy of our current disclosures, you may contact your client service representative by calling the number on the front of this statement or you may visit our website at www.chandlerasset.com.

Information contained in this monthly statement is confidential and is provided for informational purposes only and should not be construed as specific investment or legal advice. The information contained herein was obtained from sources believed to be reliable as of the date of this statement, but may become outdated or superseded at any time without notice.

Custody: Your qualified custodian bank maintains control of all assets reflected in this statement and we urge you to compare this statement to the one you receive from your qualified custodian. Chandler does not have any authority to withdraw or deposit funds from/to the custodian account.

Valuation: Prices are provided by IDC, an independent pricing source. In the event IDC does not provide a price or if the price provided is not reflective of fair market value, Chandler will obtain pricing from an alternative approved third party pricing source in accordance with our written valuation policy and procedures. Our valuation procedures are also disclosed in Item 5 of our Form ADV Part 2A.

Performance: Performance results are presented gross-of-advisory fees and represent the client's Total Return. The deduction of advisory fees lowers performance results. These results include the reinvestment of dividends and other earnings. Past performance may not be indicative of future results. Therefore, clients should not assume that future performance of any specific investment or investment strategy will be profitable or equal to past performance levels. All investment strategies have the potential for profit or loss. Economic factors, market conditions or changes in investment strategies, contributions or withdrawals may materially alter the performance and results of your portfolio.

Source ice Data Indices, LLC ("ICE"), used with permission. ICE PERMITS USE OF THE ICE INDICES AND RELATED DATA ON AN "AS IS" BASIS; ICE, ITS AFFILIATES AND THEIR RESPECTIVE THIRD PARTY SUPPLIERS DISCLAIM ANY AND ALL WARRANTIES AND REPRESENTATIONS, EXPRESS AND/OR IMPLIED, INCLUDING ANY WARRANTIES OF MERCHANTABILITY OR FITNESS FOR A PARTICULAR PURPOSE OR USE, INCLUDING THE INDICES, INDEX DATA AND ANY DATA INCLUDED IN, RELATED TO, OR DERIVED THEREFROM. NEITHER ICE DATA, ITS AFFILIATES OR THEIR RESPECTIVE THIRD PARTY PROVIDERS GUARANTEE THE QUALITY, ADEQUACY, ACCURACY, TIMELINESS OR COMPLETENESS OF THE INDICES OR THE INDEX DATA OR ANY COMPONENT THEREOF, AND THE INDICES AND INDEX DATA AND ALL COMPONENTS THEREOF ARE PROVIDED ON AN "AS IS" BASIS AND LICENSEE'S USE IS AT LICENSEE'S OWN RISK. ICE DATA, ITS AFFILIATES AND THEIR RESPECTIVE THIRD PARTY DO NOT SPONSOR, ENDORSE, OR RECOMMEND CHANDLER, OR ANY OF ITS PRODUCTS OR SERVICES.

Index returns assume reinvestment of all distributions. Historical performance results for investment indexes generally do not reflect the deduction of transaction and/or custodial charges or the deduction of an investment management fee, the incurrence of which would have the effect of decreasing historical performance results. It is not possible to invest directly in an index.

Ratings: Ratings information have been provided by Moody's, S&P and Fitch through data feeds we believe to be reliable as of the date of this statement, however we cannot guarantee its accuracy.

Security level ratings for U.S. Agency issued mortgage-backed securities ("MBS") reflect the issuer rating because the securities themselves are not rated. The issuing U.S. Agency guarantees the full and timely payment of both principal and interest and carries a AA+/Aaa/AAA by S&P, Moody's and Fitch respectively.

City of Corona Consolidated Account

Benchmark Index & Disclosures



Account #10003

Benchmark Index

Disclosure

ICE BAML 1-5 Year US Treasury/Agency The ICE BAML 1-5 Year US Treasury & Agency Index tracks the performance of US dollar denominated US Treasury and nonsubordinated US

agency debt issued in the US domestic market. Qualifying securities must have an investment grade rating (based on an average of Moody's, S&P and Fitch). Qualifying securities must have at least one year remaining term to final maturity and less than five years remaining term to final maturity, at least 18 months to maturity at time of issuance, a fixed coupon schedule and a minimum amount outstanding of \$1 billion for sovereigns and \$250 million for agencies. (Index: GVA0. Please visit www.mlindex.ml.com for more information)

Portfolio Performance

May 31, 2021

Date	City of Corona	City of Corona Internal Account	City of Corona Consolidated Account
7/31/2006			
8/31/2006	0.744%	0.530%	0.633%
9/30/2006	0.559%	0.506%	0.533%
10/31/2006	0.585%	0.445%	0.517%
10/31/2006	0.585%	0.445%	0.517%
11/30/2006	0.655%	0.488%	0.573%
12/31/2006	-0.102%	0.203%	0.044%
1/31/2007	0.159%	0.350%	0.250%
2/28/2007	1.021%	0.604%	0.798%
3/31/2007	0.334%	0.407%	0.372%
4/30/2007	0.403%	0.415%	0.409%
5/31/2007	-0.330%	0.247%	-0.031%
6/30/2007	0.360%	0.413%	0.390%
7/31/2007	0.984%	0.429%	0.672%
8/31/2007	0.940%	0.464%	0.809%
9/30/2007	0.824%	0.415%	0.728%
10/31/2007	0.451%	0.410%	0.443%
11/30/2007	1.608%	0.401%	1.392%
12/31/2007	0.414%	0.404%	0.413%
1/31/2008	1.952%	0.388%	1.600%
2/29/2008	0.908%	0.329%	0.730%
3/31/2008	0.102%	0.321%	0.164%
4/30/2008	-0.683%	0.278%	-0.482%
5/31/2008	-0.519%	0.263%	-0.340%
6/30/2008	0.310%	0.237%	0.288%
7/31/2008	0.468%	0.237%	0.406%
8/31/2008	0.494%	0.232%	0.431%
9/30/2008	-0.920%	0.227%	-0.704%
10/31/2008	0.620%	0.231%	0.549%
11/30/2008	2.483%	0.208%	2.067%
12/31/2008	2.145%	0.206%	1.875%
1/31/2009	-0.248%	0.175%	-0.192%
2/28/2009	0.166%	0.141%	0.160%
3/31/2009	0.639%	0.153%	0.555%
4/30/2009	0.500%	0.132%	0.454%
5/31/2009	0.334%	0.134%	0.307%
6/30/2009	-0.121%	0.114%	-0.067%
7/31/2009	0.518%	0.089%	0.428%
8/31/2009	0.662%	0.074%	0.544%
9/30/2009	0.353%	0.062%	0.301%
10/31/2009	0.444%	0.054%	0.386%
11/30/2009	0.866%	0.050%	0.775%
12/31/2009	-1.061%	0.049%	-0.960%
1/31/2010	0.957%	0.048%	0.855%
2/28/2010	0.398%	0.041%	0.322%
3/31/2010	-0.270%	0.046%	-0.218%
4/30/2010	0.514%	0.048%	0.446%
5/31/2010	0.464%	0.047%	0.419%
6/30/2010	0.895%	0.042%	0.743%
7/31/2010	0.670%	0.049%	0.548%
8/31/2010	0.389%	0.043%	0.329%
9/30/2010	0.322%	0.041%	0.285%

Date	City of Corona	City of Corona Internal Account	City of Corona Consolidated Account
10/31/2010	0.490%	0.041%	0.444%
11/30/2010	-0.447%	0.037%	-0.400%
12/31/2010	-0.424%	0.038%	-0.381%
1/31/2011	0.246%	0.038%	0.227%
2/28/2011	-0.060%	0.034%	-0.044%
3/31/2011	0.030%	0.037%	0.031%
4/30/2011	0.678%	0.050%	0.599%
5/31/2011	0.519%	0.036%	0.459%
6/30/2011	-0.059%	0.032%	-0.040%
7/31/2011	0.658%	0.046%	0.536%
8/31/2011	0.423%	0.031%	0.354%
9/30/2011	-0.178%	0.031%	-0.143%
10/31/2011	0.293%	0.035%	0.254%
11/30/2011	-0.053%	0.031%	-0.038%
12/31/2011	0.307%	0.030%	0.264%
1/31/2012	0.542%	0.035%	0.466%
2/29/2012	-0.011%	0.030%	-0.002%
3/31/2012	-0.125%	0.032%	-0.095%
4/30/2012	0.449%	0.029%	0.372%
5/31/2012	0.072%	0.031%	0.064%
6/30/2012	0.107%	0.030%	0.089%
7/31/2012	0.431%	0.029%	0.332%
8/31/2012	0.181%	0.030%	0.151%
9/30/2012	0.046%	0.028%	0.042%
10/31/2012	-0.035%	0.028%	-0.024%
11/30/2012	0.243%	0.026%	0.210%
12/31/2012	-0.043%	0.028%	-0.034%
1/31/2013	-0.100%	0.023%	-0.084%
2/28/2013	0.218%	0.022%	0.185%
3/31/2013	0.056%	0.024%	0.052%
4/30/2013	0.225%	0.020%	0.213%
5/31/2013	-0.474%	0.022%	-0.442%
6/30/2013	-0.505%	0.020%	-0.424%
7/31/2013	0.280%	0.022%	0.240%
8/31/2013	-0.238%	0.023%	-0.200%
9/30/2013	0.493%	0.021%	0.438%
10/31/2013	0.339%	0.021%	0.305%
11/30/2013	0.150%	0.022%	0.137%
12/31/2013	-0.423%	0.025%	-0.379%
1/31/2014	0.483%	0.018%	0.434%
2/28/2014	0.175%	0.018%	0.148%
3/31/2014	-0.271%	0.020%	-0.228%
4/30/2014	0.274%	0.017%	0.239%
5/31/2014	0.380%	0.020%	0.338%
6/30/2014	-0.058%	0.019%	-0.047%
7/31/2014	-0.200%	0.019%	-0.157%
8/31/2014	0.289%	0.021%	0.242%
9/30/2014	-0.151%	0.020%	-0.124%
10/31/2014	0.392%	0.020%	0.333%
11/30/2014	0.320%	0.021%	0.273%
12/31/2014	-0.210%	0.023%	-0.175%
1/31/2015	0.961%	0.023%	0.800%
2/28/2015	-0.419%	0.020%	-0.297%
3/31/2015	0.404%	0.024%	0.325%
4/30/2015	0.035%	0.021%	0.032%

Date	City of Corona	City of Corona Internal Account	City of Corona Consolidated Account
5/31/2015	0.082%	0.025%	0.071%
6/30/2015	-0.143%	0.024%	-0.105%
7/31/2015	0.166%	0.026%	0.131%
8/31/2015	-0.009%	0.028%	0.000%
9/30/2015	0.490%	0.027%	0.401%
10/31/2015	-0.089%	0.027%	-0.069%
11/30/2015	-0.240%	0.030%	-0.201%
12/31/2015	-0.085%	0.034%	-0.070%
1/31/2016	0.917%	0.034%	0.836%
2/29/2016	0.206%	0.036%	0.180%
3/31/2016	0.383%	0.043%	0.333%
4/30/2016	0.044%	0.041%	0.043%
5/31/2016	-0.121%	0.073%	-0.097%
6/30/2016	0.796%	0.048%	0.683%
7/31/2016	0.045%	0.020%	0.040%
8/31/2016	-0.215%	0.052%	-0.185%
9/30/2016	0.105%	0.053%	0.099%
10/31/2016	-0.128%	0.054%	-0.099%

Date	City of Corona	City of Corona Internal Account	City of Corona Consolidated Account
11/30/2016	-0.814%	0.055%	-0.696%
12/31/2016	0.063%	0.074%	0.064%
1/31/2017	0.177%	0.065%	0.163%
2/28/2017	0.203%	0.059%	0.175%
3/31/2017	0.092%	0.062%	0.086%
4/30/2017	0.330%	0.071%	0.282%
5/31/2017	0.236%	0.079%	0.205%
6/30/2017	-0.062%	0.081%	-0.036%
7/31/2017	0.305%	0.086%	0.259%
8/31/2017	0.304%	0.092%	0.269%
9/30/2017	-0.233%	0.092%	-0.181%
10/31/2017	-0.032%	0.094%	-0.007%
11/30/2017	-0.269%	0.096%	-0.213%
12/31/2017	0.026%	0.105%	0.036%
1/31/2018	-0.471%	0.123%	-0.382%
2/28/2018	-0.167%	0.108%	-0.108%
3/31/2018	0.219%	0.129%	0.201%
4/30/2018	-0.200%	0.154%	-0.132%
5/31/2018	0.467%	0.151%	0.405%
6/30/2018	-0.007%	0.151%	0.030%
7/31/2018	-0.005%	0.218%	0.043%
8/31/2018	0.458%	0.169%	0.419%
9/30/2018	-0.167%	0.168%	-0.123%
10/31/2018	0.039%	0.232%	0.062%
11/30/2018	0.384%	0.180%	0.357%
12/31/2018	0.968%	0.196%	0.882%
1/31/2019	0.514%	0.241%	0.477%
2/28/2019	0.166%	0.185%	0.169%
3/31/2019	0.774%	0.206%	0.670%
4/30/2019	0.192%	0.233%	0.200%
5/31/2019	0.822%	0.208%	0.704%
6/30/2019	0.687%	0.201%	0.612%
7/31/2019	-0.046%	0.235%	0.008%
8/31/2019	1.074%	0.199%	0.993%
9/30/2019	-0.144%	0.186%	-0.113%
10/31/2019	0.331%	0.218%	0.320%
11/30/2019	-0.005%	0.169%	0.008%
12/31/2019	0.194%	0.177%	0.193%
1/31/2020	0.845%	0.202%	0.804%
2/29/2020	1.016%	0.150%	0.911%
3/31/2020	0.494%	0.151%	0.461%
4/30/2020	0.757%	0.172%	0.707%
5/31/2020	0.513%	0.115%	0.480%
6/30/2020	0.284%	0.102%	0.272%
7/31/2020	0.259%	0.098%	0.238%
8/31/2020	0.049%	0.066%	0.051%
9/30/2020	0.012%	0.056%	0.016%
10/31/2020	-0.041%	0.060%	-0.034%
11/30/2020	0.137%	0.048%	0.133%
12/31/2020	0.164%	0.047%	0.159%
1/31/2021	-0.022%	0.049%	-0.018%
2/28/2021	-0.335%	0.031%	-0.299%
3/31/2021	-0.129%	0.031%	-0.117%
4/30/2021	0.212%	0.035%	0.195%
5/31/2021	0.228%	0.027%	0.213%

City of Corona Consolidated

Account #10003

Corona Supplemental

As of May 31, 2021



Investments	Par Value	Market Value	Book Value	% of Portfolio	Term	Days to Maturity	YTM
ABS	\$26,604,308.29	\$26,777,605.70	\$26,639,996.04	7.63%			
Agency	\$88,070,000.00	\$90,182,792.42	\$88,555,884.90	25.35%	1,559	1,011	3.761
CMO	\$20,378,618.32	\$21,374,677.06	\$20,844,038.33	5.97%			
Corporate	\$63,197,000.00	\$65,878,711.67	\$63,280,664.11	18.12%			
LAIF	\$43,403,319.19	\$43,403,319.19	\$43,403,319.19	12.43%	1	1	0.680
Money Market Fund	\$4,025,273.48	\$4,025,273.48	\$4,025,273.48	1.15%			
Municipal Bonds	\$3,385,000.00	\$3,600,895.30	\$3,462,753.45	0.99%			
Negotiable CD	\$500,000.00	\$500,148.00	\$499,999.98	0.14%	203	113	0.250
Supranational	\$20,290,000.00	\$20,369,167.66	\$20,154,267.65	5.77%			
US Treasury	\$78,300,000.00	\$80,337,118.70	\$78,400,402.03	22.45%	1,699	864	4.337
TOTAL PORTFOLIO	\$348,153,519.28	\$356,449,709.18	\$349,266,599.16	100.00%	1465	913	1.513
AVERAGE DAILY BALANCE			\$332,266,985.00				