



City of Corona Investment Portfolio Report Month Ending October 31, 2021

In accordance with the City Investment Policy, a monthly investment report shall be filed with the City Council which provides a clear picture of the status of the current investments. The report for the month ending October 31, 2021 has been prepared by Chandler Asset Management. We hereby certify that this report accurately reflects all pooled investments and is in compliance with the City's Investment Policy. Combined with anticipated revenues, the portfolio contains sufficient investment liquidity to meet budgeted expenditures for the next six months.

SUBMITTED BY:

DocuSigned by:

Chad Willardson

Chad T. Willardson
City Treasurer

DocuSigned by:

Kim Sitton

Kim Sitton
Finance Director

DocuSigned by:

Roger Bradley

Roger Bradley
Assistant City Manager

REVIEWED BY:

DocuSigned by:

Christine Thompson

Christine Thompson
Accounting Manager

Beginning balance September 30, 2021		\$ 374,738,086
Acquisitions / Additions:		
Agency Notes	\$ 3,083,172	
US Corporate Notes	\$ 2,259,490	
LAIF	\$ 1,800,000	
Money Market Fund	\$ 516,221	\$ 7,658,883
Dispositions / Withdrawals:		
Agency Notes	\$ 4,662,192	
US Corporate Notes	\$ 747,224	
LAIF	\$ -	
Money Market Fund	\$ -	\$ 5,409,416
Gain/(Loss) on Dispositions		\$ 22,849
Ending balance, October 31, 2021		\$ 377,010,402

City of Corona Consolidated

Account #10003

Portfolio Summary

As of October 31, 2021



PORTFOLIO CHARACTERISTICS

Average Modified Duration	2.06
Average Coupon	1.39%
Average Purchase YTM	1.30%
Average Market YTM	0.67%
Average S&P/Moody Rating	AA/Aa1
Average Final Maturity	2.31 yrs
Average Life	2.11 yrs

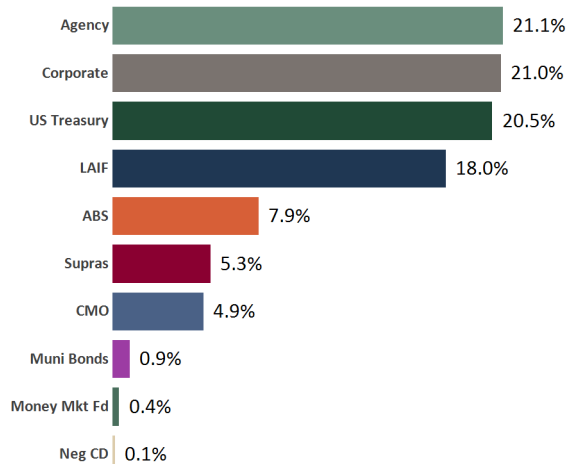
ACCOUNT SUMMARY

	Beg. Values as of 9/30/21	End Values as of 10/31/21
Market Value	379,352,348	379,719,301
Accrued Interest	1,103,284	1,097,105
Total Market Value	380,455,632	380,816,406
Income Earned	439,501	443,287
Cont/WD		1,800,000
Par	373,547,838	375,917,027
Book Value	374,738,086	377,010,402
Cost Value	374,738,086	377,010,402

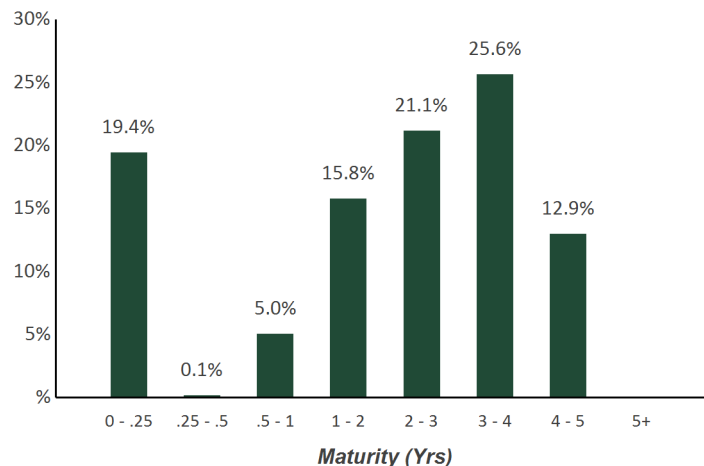
TOP ISSUERS

Government of United States	20.5%
Local Agency Investment Fund	18.0%
Federal Home Loan Mortgage Corp	11.2%
Federal National Mortgage Assoc	9.8%
Federal Home Loan Bank	5.0%
Inter-American Dev Bank	3.7%
Intl Bank Recon and Development	1.6%
JP Morgan Chase & Co	1.5%
Total	71.3%

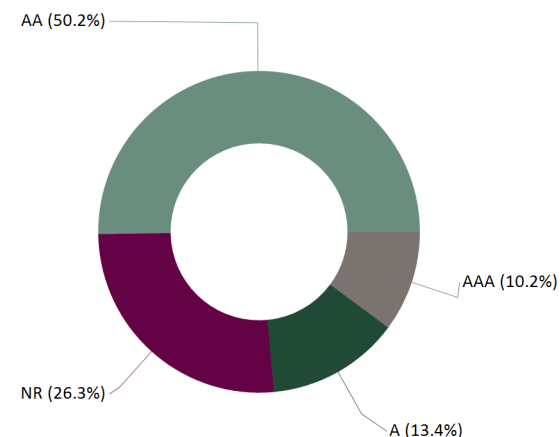
SECTOR ALLOCATION



MATURITY DISTRIBUTION



CREDIT QUALITY (S&P)



Statement of Compliance

As of October 31, 2021



City of Corona Consolidated

This portfolio is a consolidation of assets managed by Chandler Asset Management and assets managed internally by Client. Chandler relies on Client to provide accurate information for reporting assets and producing this compliance statement.

Category	Standard	Comment
U.S. Treasury Issues	No limitations	Complies
Federal Agencies	75% maximum; Federal agency or US government-sponsored enterprise obligations, participations, or other instruments, including those issued or fully guaranteed as to principal or interest by federal agencies or US government-sponsored enterprises.	Complies
Municipal Securities	"A" rated or better by a NRSRO; 25% maximum; 5% max per issuer; Bonds issued by the City, including Bonds payable solely out of revenue from a revenue producing property owned, controlled or operated by the City; Bonds, Notes or other evidence of indebtedness of any local agency within California, or state warrants, or Treasury Notes or Bonds of California; Bonds, Notes or other evidence of indebtedness in any of the other 49 states, in addition to California.	Complies
Supranationals	"AA" rated or better by a NRSRO; 10% max per issuer; Washington D.C. based issuers: IADB, IBRD, and IFC	Complies
Banker's Acceptances	20% maximum; 5% per issuer; 25% max per institution; 180 days max maturity	Complies
Commercial Paper	"A-1/P-1" rating for issuer's Commercial Paper; "A2/A" or higher rating on long term debt; 25% maximum; 5% max per issuer; 10% max of the issuer's outstanding paper; 270 days max maturity; U.S. domiciled corporations with assets > \$500 million	Complies
Corporate Medium Term Notes	"A" rated or better by NRSRO; 30% maximum; 5% max per issuer; Issued by corporations; U.S. domiciled corporations or U.S. licensed depository	Complies
Negotiable Certificates of Deposit	"A-1/P-1" or better short term debt rating; and "A2/A" or better long term debt rating; 20% maximum; 5% max per issuer; 3 years max maturity; May not exceed shareholder's equity of issuing bank or net worth of issuing S&L or Federal Association; Issued by a nationally or state chartered bank, a federal association, or a state licensed branch of a foreign owned bank (insured by federal government)	Complies
Mutual Funds and Money Market Mutual Funds	Highest rating or "AAA" rated by two NRSROs; SEC registered investment adviser with AUM >\$500 million and experience > 5 years; 20% maximum; 10% max per one Mutual Fund; 20% maximum in Money Market Mutual Funds; 20% maximum in Mutual Funds and Money Market Mutual Fund	Complies
Asset-Backed, Mortgage-Backed Pass Through Securities, Collateralized Mortgage Obligations (Non-Government Issued)	"AA" or rating category or better by a NRSRO; 15% maximum; 5% max per issuer; Non-Government issued	Complies
Repurchase Agreements	10% maximum; 5% max per issuer; 14 days max maturity; 102% collateral or greater with securities permitted in the policy; Not used by investment adviser	Complies
Local Agency Investment Fund (LAIF)	Limit set by LAIF; State of California Local Agency Investment Fund (LAIF) or other Local Government Investment Pools established by public entities; Not used by investment adviser	Complies
Prohibited	Reverse Repurchase Agreements, Zero coupon bonds, Futures and Option Contracts; Zero coupon bonds	Complies
Max Per Issuer	5% per issuer (except US Government, its Agencies and instrumentalities, Money Market Mutual Funds, and LAIF)	Complies
Maximum maturity	5 years	Complies

City of Corona Consolidated

Account #10003

Holdings Report

As of October 31, 2021



CUSIP	Security Description	Par Value/Units	Purchase Date Book Yield	Cost Value Book Value	Mkt Price Mkt YTM	Market Value Accrued Int.	% of Port. Gain/Loss	Moody/S&P Fitch	Maturity Duration
ABS									
43815HAC1	Honda Auto Receivables Trust 2018-3 A3 2.95% Due 8/22/2022	30,985.04	08/21/2018 2.98%	30,980.79 30,980.79	100.17 0.18%	31,037.48 25.39	0.01% 56.69	Aaa / NR AAA	0.81 0.06
47788EAC2	John Deere Owner Trust 2018-B A3 3.08% Due 11/15/2022	33,761.68	07/18/2018 3.10%	33,759.12 33,759.12	100.13 0.17%	33,805.28 46.22	0.01% 46.16	Aaa / NR AAA	1.04 0.04
58770FAC6	Mercedes Benz Auto Lease Trust 2020- A A3 1.84% Due 12/15/2022	684,970.31	01/21/2020 1.85%	684,880.03 684,880.03	100.42 0.28%	687,821.85 560.15	0.18% 2,941.82	Aaa / AAA NR	1.12 0.27
47789JAD8	John Deere Owner Trust 2019-A A3 2.91% Due 7/17/2023	753,061.66	08/27/2019 1.90%	768,740.65 768,740.65	100.77 0.19%	758,877.55 973.96	0.20% (9,863.10)	Aaa / NR AAA	1.71 0.28
43815NAC8	Honda Auto Receivables Trust 2019-3 A3 1.78% Due 8/15/2023	1,314,498.53	08/20/2019 1.79%	1,314,487.61 1,314,487.61	100.69 0.25%	1,323,569.88 1,039.91	0.35% 9,082.27	Aaa / AAA NR	1.79 0.45
58769EAC2	Mercedes-Benz Auto Lease Trust 2020- B A3 0.4% Due 11/15/2023	975,000.00	09/15/2020 0.40%	974,950.57 974,950.57	100.04 0.35%	975,420.23 173.33	0.26% 469.66	NR / AAA AAA	2.04 0.86
477870AC3	John Deere Owner Trust 2019-B A3 2.21% Due 12/15/2023	535,720.93	07/16/2019 2.23%	535,607.20 535,607.20	100.86 0.30%	540,341.52 526.20	0.14% 4,734.32	Aaa / NR AAA	2.12 0.45
92348AAA3	Verizon Owner Trust 2019-C A1A 1.94% Due 4/22/2024	1,390,000.00	10/01/2019 1.95%	1,389,892.83 1,389,892.83	100.82 0.38%	1,401,331.28 823.96	0.37% 11,438.45	NR / AAA AAA	2.48 0.52
44891VAC5	Hyundai Auto Lease Trust 2021-B A3 0.33% Due 6/17/2024	1,900,000.00	06/08/2021 0.34%	1,899,715.00 1,899,715.00	99.60 0.59%	1,892,405.70 278.67	0.50% (7,309.30)	Aaa / AAA NR	2.63 1.55
65479JAD5	Nissan Auto Receivables Owner 2019-C A3 1.93% Due 7/15/2024	1,665,730.53	10/16/2019 1.94%	1,665,642.58 1,665,642.58	100.88 0.34%	1,680,325.66 1,428.83	0.44% 14,683.08	Aaa / AAA NR	2.71 0.55
43813DAC2	Honda Auto Receivables 2020-2 A3 0.82% Due 7/15/2024	980,000.00	05/18/2020 0.83%	979,922.87 979,922.87	100.35 0.39%	983,418.24 357.16	0.26% 3,495.37	Aaa / AAA NR	2.71 0.81
47789KAC7	John Deere Owner Trust 2020-A A3 1.1% Due 8/15/2024	2,065,000.00	Various 1.00%	2,069,450.34 2,069,450.34	100.51 0.40%	2,075,428.25 1,009.55	0.55% 5,977.91	Aaa / NR AAA	2.79 0.72
43813KAC6	Honda Auto Receivables Trust 2020-3 A3 0.37% Due 10/18/2024	1,625,000.00	09/22/2020 0.38%	1,624,761.29 1,624,761.29	99.94 0.42%	1,624,021.75 217.12	0.43% (739.54)	NR / AAA AAA	2.97 1.12

City of Corona Consolidated

Account #10003

Holdings Report

As of October 31, 2021



CUSIP	Security Description	Par Value/Units	Purchase Date Book Yield	Cost Value Book Value	Mkt Price Mkt YTM	Market Value Accrued Int.	% of Port. Gain/Loss	Moody/S&P Fitch	Maturity Duration
ABS									
36262XAC8	GM Financial Auto Lease Trust 2021-3 A2 0.39% Due 10/21/2024	2,145,000.00	08/10/2021 0.39%	2,144,970.83 2,144,970.83	99.50 0.67%	2,134,360.80 255.61	0.56% (10,610.03)	NR / AAA AAA	2.98 1.79
47787NAC3	John Deere Owner Trust 2020-B A3 0.51% Due 11/15/2024	740,000.00	07/14/2020 0.52%	739,887.22 739,887.22	100.06 0.45%	740,441.78 167.73	0.19% 554.56	Aaa / NR AAA	3.04 0.91
09690AAC7	BMW Vehicle Lease Trust 2021-2 A3 0.33% Due 12/26/2024	950,000.00	09/08/2021 0.34%	949,901.96 949,901.96	99.53 0.61%	945,541.66 52.25	0.25% (4,360.30)	Aaa / NR AAA	3.16 1.66
89236XAC0	Toyota Auto Receivables 2020-D A3 0.35% Due 1/15/2025	1,290,000.00	10/06/2020 0.36%	1,289,759.67 1,289,759.67	99.86 0.50%	1,288,237.86 200.67	0.34% (1,521.81)	NR / AAA AAA	3.21 0.93
92290BAA9	Verizon Owner Trust 2020-B A 0.47% Due 2/20/2025	2,260,000.00	08/04/2020 0.48%	2,259,525.40 2,259,525.40	99.98 0.48%	2,259,651.96 324.56	0.59% 126.56	Aaa / NR AAA	3.31 1.26
43813GAC5	Honda Auto Receivables Trust 2021-1 A3 0.27% Due 4/21/2025	770,000.00	02/17/2021 0.27%	769,985.91 769,985.91	99.54 0.63%	766,482.64 57.75	0.20% (3,503.27)	Aaa / NR AAA	3.47 1.29
44891RAC4	Hyundai Auto Receivables Trust 2020-C A3 0.38% Due 5/15/2025	1,640,000.00	10/20/2020 0.39%	1,639,622.31 1,639,622.31	99.85 0.49%	1,637,617.08 276.98	0.43% (2,005.23)	NR / AAA AAA	3.54 1.33
89240BAC2	Toyota Auto Receivables Owners 2021- A A3 0.26% Due 5/15/2025	2,825,000.00	02/02/2021 0.27%	2,824,475.68 2,824,475.68	99.65 0.52%	2,815,200.08 326.44	0.74% (9,275.60)	Aaa / NR AAA	3.54 1.35
44933LAC7	Hyundai Auto Receivables Trust 2021-A A3 0.38% Due 9/15/2025	1,340,000.00	04/20/2021 0.38%	1,339,859.03 1,339,859.03	99.55 0.65%	1,333,916.40 226.31	0.35% (5,942.63)	NR / AAA AAA	3.88 1.72
47789QAC4	John Deere Owner Trust 2021-B A3 0.52% Due 3/16/2026	1,290,000.00	07/13/2021 0.52%	1,289,884.93 1,289,884.93	99.29 0.80%	1,280,826.81 298.13	0.34% (9,058.12)	Aaa / NR AAA	4.38 2.53
362554AC1	GM Financial Securitized Term 2021-4 A3 0.68% Due 9/16/2026	780,000.00	10/13/2021 0.68%	779,980.11 779,980.11	99.54 0.87%	776,411.22 147.33	0.20% (3,568.89)	Aaa / AAA NR	4.88 2.44
Total ABS		29,983,728.68	0.78%	30,000,643.93 30,000,643.93	0.49%	29,986,492.96 9,794.21	7.88% (14,150.97)	Aaa / AAA AAA	3.00 1.18
AGENCY									
3135G0T94	FNMA Note 2.375% Due 1/19/2023	5,500,000.00	04/11/2018 2.71%	5,418,930.00 5,418,930.00	102.60 0.24%	5,642,835.00 37,010.42	1.49% 223,905.00	Aaa / AA+ AAA	1.22 1.20

City of Corona Consolidated

Account #10003

Holdings Report

As of October 31, 2021



CUSIP	Security Description	Par Value/Units	Purchase Date Book Yield	Cost Value Book Value	Mkt Price Mkt YTM	Market Value Accrued Int.	% of Port. Gain/Loss	Moody/S&P Fitch	Maturity Duration
AGENCY									
3137EAEN5	FHLMC Note 2.75% Due 6/19/2023	4,550,000.00	Various 2.86%	4,527,967.50 4,527,967.50	103.71 0.47%	4,718,709.45 45,879.16	1.25% 190,741.95	Aaa / AA+ AAA	1.63 1.59
3130A0F70	FHLB Note 3.375% Due 12/8/2023	3,500,000.00	01/16/2019 2.73%	3,602,165.00 3,602,165.00	105.91 0.54%	3,706,811.50 46,921.88	0.99% 104,646.50	Aaa / AA+ AAA	2.10 2.02
3130A0XE5	FHLB Note 3.25% Due 3/8/2024	1,000,000.00	03/28/2019 2.27%	1,045,410.00 1,045,410.00	106.12 0.63%	1,061,178.00 4,784.72	0.28% 15,768.00	Aaa / AA+ NR	2.35 2.27
3130AB3H7	FHLB Note 2.375% Due 3/8/2024	4,000,000.00	04/29/2019 2.37%	4,000,280.00 4,000,280.00	103.97 0.67%	4,158,704.00 13,986.11	1.10% 158,424.00	Aaa / AA+ NR	2.35 2.29
3130A1XJ2	FHLB Note 2.875% Due 6/14/2024	5,500,000.00	Various 1.95%	5,740,000.40 5,740,000.40	105.61 0.71%	5,808,572.00 60,175.35	1.54% 68,571.60	Aaa / AA+ NR	2.62 2.51
3130A2UW4	FHLB Note 2.875% Due 9/13/2024	4,000,000.00	09/13/2019 1.79%	4,206,760.00 4,206,760.00	106.02 0.75%	4,240,888.00 15,333.33	1.12% 34,128.00	Aaa / AA+ AAA	2.87 2.76
3135G0W66	FNMA Note 1.625% Due 10/15/2024	3,500,000.00	Various 1.21%	3,564,275.00 3,564,275.00	102.54 0.75%	3,588,921.00 2,527.77	0.94% 24,646.00	Aaa / AA+ AAA	2.96 2.89
3135G0X24	FNMA Note 1.625% Due 1/7/2025	4,220,000.00	Various 1.30%	4,282,878.20 4,282,878.20	102.49 0.83%	4,325,200.38 21,715.42	1.14% 42,322.18	Aaa / AA+ AAA	3.19 3.09
3137EAEP0	FHLMC Note 1.5% Due 2/12/2025	6,575,000.00	02/13/2020 1.52%	6,569,937.25 6,569,937.25	102.11 0.85%	6,713,403.75 21,642.71	1.77% 143,466.50	Aaa / AA+ AAA	3.29 3.19
3135G03U5	FNMA Note 0.625% Due 4/22/2025	5,270,000.00	04/22/2020 0.67%	5,259,143.80 5,259,143.80	98.97 0.93%	5,215,639.95 823.44	1.37% (43,503.85)	Aaa / AA+ AAA	3.48 3.43
3135G04Z3	FNMA Note 0.5% Due 6/17/2025	6,200,000.00	Various 0.51%	6,196,731.90 6,196,731.90	98.41 0.95%	6,101,134.80 11,538.89	1.61% (95,597.10)	Aaa / AA+ AAA	3.63 3.58
3137EAEU9	FHLMC Note 0.375% Due 7/21/2025	6,300,000.00	Various 0.45%	6,277,899.60 6,277,899.60	97.88 0.96%	6,166,566.00 6,562.50	1.62% (111,333.60)	Aaa / AA+ AAA	3.72 3.68
3135G05X7	FNMA Note 0.375% Due 8/25/2025	6,285,000.00	Various 0.46%	6,260,439.20 6,260,439.20	97.71 0.99%	6,141,104.93 4,320.94	1.61% (119,334.27)	Aaa / AA+ AAA	3.82 3.77
3137EAEX3	FHLMC Note 0.375% Due 9/23/2025	6,295,000.00	Various 0.44%	6,276,346.05 6,276,346.05	97.56 1.02%	6,141,458.66 2,491.77	1.61% (134,887.39)	Aaa / AA+ AAA	3.90 3.85
3135G06G3	FNMA Note 0.5% Due 11/7/2025	6,300,000.00	Various 0.57%	6,279,895.00 6,279,895.00	97.98 1.01%	6,173,029.80 15,225.00	1.62% (106,865.20)	Aaa / AA+ AAA	4.02 3.95
Total Agency		78,995,000.00	1.34%	79,509,058.90	0.79%	79,904,157.22 310,939.41	21.06% 395,098.32	Aaa / AA+ AAA	3.05 2.98

City of Corona Consolidated

Account #10003

Holdings Report

As of October 31, 2021



CUSIP	Security Description	Par Value/Units	Purchase Date Book Yield	Cost Value Book Value	Mkt Price Mkt YTM	Market Value Accrued Int.	% of Port. Gain/Loss	Moody/S&P Fitch	Maturity Duration
CMO									
3137BM6P6	FHLMC K721 A2 3.09% Due 8/25/2022	3,710,373.96	Various 2.22%	3,840,678.30 3,840,678.30	101.31 0.56%	3,759,024.35 9,554.21	0.99% (81,653.95)	Aaa / NR NR	0.82 0.59
3137B5JM6	FHLMC K034 A2 3.531% Due 7/25/2023	3,850,000.00	08/28/2018 3.03%	3,931,662.11 3,931,662.11	104.43 0.68%	4,020,728.25 11,328.63	1.06% 89,066.14	NR / NR AAA	1.73 1.60
3137B4WB8	FHLMC K033 A2 3.06% Due 7/25/2023	3,350,000.00	07/23/2019 2.18%	3,458,875.00 3,458,875.00	103.67 0.64%	3,472,951.70 1,708.50	0.91% 14,076.70	Aaa / NR NR	1.73 1.57
3137B7MZ9	FHLMC K036 A2 3.527% Due 10/25/2023	3,750,000.00	Various 2.97%	3,837,910.16 3,837,910.16	104.92 0.73%	3,934,545.00 2,204.38	1.03% 96,634.84	Aaa / NR AAA	1.98 1.79
3137BYPQ7	FHLMC K726 A2 2.905% Due 4/25/2024	3,304,518.12	04/22/2019 2.72%	3,328,140.27 3,328,140.27	104.31 0.93%	3,446,992.42 7,999.69	0.91% 118,852.15	NR / AAA NR	2.48 2.21
Total CMO		17,964,892.08	2.63%	18,397,265.84	0.70%	18,634,241.72 32,795.41	4.90% 236,975.88	Aaa / AAA AAA	1.74 1.54
CORPORATE									
05531FBG7	Truist Financial Corporation Callable Note Cont 5/20/2022 3.05% Due 6/20/2022	3,000,000.00	07/26/2021 0.43%	3,070,320.00 3,070,320.00	101.48 0.37%	3,044,337.00 33,295.83	0.81% (25,983.00)	A3 / A- A	0.64 0.55
69353RFE3	PNC Bank Callable Note Cont 6/28/2022 2.45% Due 7/28/2022	3,050,000.00	07/25/2017 2.45%	3,049,725.50 3,049,725.50	101.42 0.29%	3,093,245.95 19,303.96	0.82% 43,520.45	A2 / A A+	0.74 0.66
808513AT2	Charles Schwab Corp Callable Note Cont 12/25/2022 2.65% Due 1/25/2023	2,250,000.00	Various 2.32%	2,273,392.50 2,273,392.50	102.55 0.43%	2,307,334.50 15,900.00	0.61% 33,942.00	A2 / A A	1.24 1.13
24422ETG4	John Deere Capital Corp Note 2.8% Due 3/6/2023	1,500,000.00	Various 3.52%	1,454,530.00 1,454,530.00	103.11 0.48%	1,546,608.00 6,416.67	0.41% 92,078.00	A2 / A A	1.35 1.32
084670BR8	Berkshire Hathaway Callable Note Cont 1/15/2023 2.75% Due 3/15/2023	2,500,000.00	11/26/2018 3.51%	2,425,225.00 2,425,225.00	102.83 0.39%	2,570,827.50 8,784.72	0.68% 145,602.50	Aa2 / AA A+	1.37 1.19
037833AK6	Apple Inc Note 2.4% Due 5/3/2023	2,215,000.00	11/28/2018 3.54%	2,112,644.85 2,112,644.85	102.81 0.52%	2,277,268.08 26,284.67	0.60% 164,623.23	Aa1 / AA+ NR	1.50 1.47
166764AH3	Chevron Corp Callable Note Cont 3/24/2023 3.191% Due 6/24/2023	3,000,000.00	Various 3.33%	2,982,300.00 2,982,300.00	103.64 0.57%	3,109,080.00 33,771.42	0.83% 126,780.00	Aa2 / AA- NR	1.65 1.36

City of Corona Consolidated

Account #10003

Holdings Report

As of October 31, 2021



CUSIP	Security Description	Par Value/Units	Purchase Date Book Yield	Cost Value Book Value	Mkt Price Mkt YTM	Market Value Accrued Int.	% of Port. Gain/Loss	Moody/S&P Fitch	Maturity Duration
CORPORATE									
931142EK5	Wal-Mart Stores Callable Note Cont 5/26/2023 3.4% Due 6/26/2023	2,000,000.00	05/08/2019 2.67%	2,056,900.00 2,056,900.00	104.53 0.50%	2,090,638.00 23,611.11	0.56% 33,738.00	Aa2 / AA AA	1.65 1.52
02665WCJ8	American Honda Finance Note 3.45% Due 7/14/2023	930,000.00	07/11/2018 3.49%	928,391.10 928,391.10	104.70 0.67%	973,670.94 9,536.38	0.26% 45,279.84	A3 / A- NR	1.70 1.65
89114QC48	Toronto Dominion Bank Note 3.5% Due 7/19/2023	1,910,000.00	07/27/2018 3.56%	1,904,461.00 1,904,461.00	105.09 0.52%	2,007,136.87 18,940.83	0.53% 102,675.87	Aa2 / AA- AA	1.72 1.66
69371RP59	Paccar Financial Corp Note 3.4% Due 8/9/2023	2,300,000.00	08/06/2018 3.41%	2,299,057.00 2,299,057.00	104.93 0.60%	2,413,456.70 17,812.22	0.64% 114,399.70	A1 / A+ NR	1.77 1.72
06406RAJ6	Bank of NY Mellon Corp Note 3.45% Due 8/11/2023	3,254,000.00	05/16/2019 2.79%	3,339,580.20 3,339,580.20	105.10 0.56%	3,420,087.41 24,947.33	0.90% 80,507.21	A1 / A AA-	1.78 1.72
02665WCQ2	American Honda Finance Note 3.625% Due 10/10/2023	2,260,000.00	10/03/2018 3.64%	2,258,146.80 2,258,146.80	105.66 0.69%	2,387,836.90 4,778.96	0.63% 129,690.10	A3 / A- NR	1.94 1.88
24422EVN6	John Deere Capital Corp Note 0.45% Due 1/17/2024	2,140,000.00	03/01/2021 0.47%	2,138,480.60 2,138,480.60	99.45 0.70%	2,128,322.02 2,782.00	0.56% (10,158.58)	A2 / A A	2.21 2.19
06051GHF9	Bank of America Corp Callable Note 1X 3/5/2023 3.55% Due 3/5/2024	2,550,000.00	Various 2.89%	2,570,550.00 2,570,550.00	103.72 0.76%	2,644,972.20 14,081.67	0.70% 74,422.20	A2 / A- AA-	2.35 1.32
89114QCB2	Toronto Dominion Bank Note 3.25% Due 3/11/2024	1,270,000.00	03/26/2019 2.97%	1,286,078.20 1,286,078.20	105.47 0.90%	1,339,408.04 5,732.64	0.35% 53,329.84	A1 / A AA-	2.36 2.27
808513BN4	Charles Schwab Corp Callable Note Cont 2/18/2024 0.75% Due 3/18/2024	1,775,000.00	03/16/2021 0.77%	1,774,112.50 1,774,112.50	99.84 0.82%	1,772,234.55 1,590.10	0.47% (1,877.95)	A2 / A A	2.38 2.27
79466LAG9	Salesforce.com Inc Callable Note Cont 7/15/2022 0.625% Due 7/15/2024	625,000.00	06/29/2021 0.64%	624,681.25 624,681.25	99.80 0.90%	623,776.25 1,182.73	0.16% (905.00)	A2 / A+ NR	2.71 0.70
69371RQ25	Paccar Financial Corp Note 2.15% Due 8/15/2024	715,000.00	08/08/2019 2.20%	713,419.85 713,419.85	103.21 0.98%	737,958.65 3,245.31	0.19% 24,538.80	A1 / A+ NR	2.79 2.70
78015K7C2	Royal Bank of Canada Note 2.25% Due 11/1/2024	3,600,000.00	12/05/2019 2.26%	3,598,128.00 3,598,128.00	103.66 1.01%	3,731,864.40 40,500.00	0.99% 133,736.40	A2 / A AA-	3.01 2.87
14913Q3B3	Caterpillar Finl Service Note 2.15% Due 11/8/2024	2,593,000.00	Various 1.88%	2,624,484.21 2,624,484.21	103.62 0.93%	2,686,908.09 26,790.74	0.71% 62,423.88	A2 / A A	3.02 2.90

City of Corona Consolidated

Account #10003

Holdings Report

As of October 31, 2021



CUSIP	Security Description	Par Value/Units	Purchase Date Book Yield	Cost Value Book Value	Mkt Price Mkt YTM	Market Value Accrued Int.	% of Port. Gain/Loss	Moody/S&P Fitch	Maturity Duration
CORPORATE									
90331HPL1	US Bank NA Callable Note Cont 12/21/2024 2.05% Due 1/21/2025	4,145,000.00	01/16/2020 2.10%	4,136,171.15 4,136,171.15	103.07 1.05%	4,272,309.53 23,603.47	1.13% 136,138.38	A1 / AA- AA-	3.23 3.03
06367WB85	Bank of Montreal Note 1.85% Due 5/1/2025	2,761,000.00	07/23/2021 0.85%	2,862,660.02 2,862,660.02	102.13 1.23%	2,819,737.51 25,539.25	0.75% (42,922.51)	A2 / A- AA-	3.50 3.36
46647PCH7	JP Morgan Chase & Co Callable Note Cont 6/1/2024 0.824% Due 6/1/2025	3,295,000.00	05/24/2021 0.74%	3,299,268.65 3,299,268.65	99.22 1.13%	3,269,144.14 11,312.83	0.86% (30,124.51)	A2 / A- AA-	3.59 2.54
46647PCK0	JP Morgan Chase & Co Callable Note Cont 6/23/2024 0.969% Due 6/23/2025	1,565,000.00	Various 0.87%	1,565,968.20 1,565,968.20	99.42 1.19%	1,555,974.65 5,391.94	0.41% (9,993.55)	A2 / A- AA-	3.65 2.60
40139LBC6	Guardian Life Glob Fun Note 0.875% Due 12/10/2025	3,000,000.00	Various 1.12%	2,969,700.00 2,969,700.00	98.03 1.37%	2,940,903.00 10,281.26	0.77% (28,797.00)	Aa2 / AA+ NR	4.11 4.00
46647PBK1	JP Morgan Chase & Co Callable Note Cont 4/22/2025 2.083% Due 4/22/2026	1,000,000.00	05/20/2021 1.27%	1,037,330.00 1,037,330.00	102.00 1.49%	1,020,041.00 520.75	0.27% (17,289.00)	A2 / A- AA-	4.48 3.35
023135BX3	Amazon.com Inc Callable Note Cont 4/12/2026 1% Due 5/12/2026	4,865,000.00	05/10/2021 1.09%	4,843,983.20 4,843,983.20	99.14 1.20%	4,823,350.74 22,838.47	1.27% (20,632.46)	A1 / AA AA-	4.53 4.32
91324PEC2	United Health Group Inc Callable Note Cont 4/15/2026 1.15% Due 5/15/2026	805,000.00	Various 1.08%	807,605.05 807,605.05	99.04 1.37%	797,282.46 4,165.88	0.21% (10,322.59)	A3 / A+ A	4.54 4.31
89236TJK2	Toyota Motor Credit Corp Note 1.125% Due 6/18/2026	3,325,000.00	06/15/2021 1.13%	3,323,537.00 3,323,537.00	98.59 1.44%	3,278,270.45 13,819.53	0.86% (45,266.55)	A1 / A+ A+	4.63 4.47
06051GJD2	Bank of America Corp Callable Note Cont 6/19/2025 1.319% Due 6/19/2026	3,000,000.00	Various 1.24%	3,007,920.00 3,007,920.00	99.24 1.53%	2,977,149.00 14,509.00	0.79% (30,771.00)	A2 / A- AA-	4.64 3.52
57629WDE7	Mass Mutual Global funding Note 1.2% Due 7/16/2026	2,272,000.00	08/10/2021 1.21%	2,271,369.92 2,271,369.92	98.10 1.62%	2,228,807.00 7,952.00	0.59% (42,562.92)	Aa3 / AA+ AA+	4.71 4.54
58989V2D5	Met Tower Global Funding Note 1.25% Due 9/14/2026	1,715,000.00	09/07/2021 1.27%	1,713,422.20 1,713,422.20	98.40 1.59%	1,687,494.83 2,798.78	0.44% (25,927.37)	Aa3 / AA- AA-	4.87 4.69
931142ER0	Wal-Mart Stores Callable Note Cont 08/17/2026 1.05% Due 9/17/2026	785,000.00	09/08/2021 1.09%	783,516.35 783,516.35	99.11 1.24%	778,047.26 1,007.42	0.20% (5,469.09)	Aa2 / AA AA	4.88 4.66

City of Corona Consolidated

Account #10003

Holdings Report

As of October 31, 2021



CUSIP	Security Description	Par Value/Units	Purchase Date Book Yield	Cost Value Book Value	Mkt Price Mkt YTM	Market Value Accrued Int.	% of Port. Gain/Loss	Moody/S&P Fitch	Maturity Duration
Total Corporate		77,970,000.00	1.97%	78,107,060.30 78,107,060.30	0.90%	79,355,483.62 483,029.87	20.97% 1,248,423.32	A1 / A+ AA-	2.78 2.50
LAIF									
90LAIF\$00	Local Agency Investment Fund State Pool	68,473,420.92	Various 0.21%	68,473,420.92 68,473,420.92	1.00 0.21%	68,473,420.92 11,797.14	17.98% 0.00	NR / NR NR	0.00 0.00
Total LAIF		68,473,420.92	0.21%	68,473,420.92 68,473,420.92	0.21%	68,473,420.92 11,797.14	17.98% 0.00	NR / NR NR	0.00 0.00
MONEY MARKET FUND									
60934N807	Federated Investors Govt Oblig Fund Inst.	1,354,984.96	Various 0.03%	1,354,984.96 1,354,984.96	1.00 0.03%	1,354,984.96 0.00	0.36% 0.00	Aaa / AAA AAA	0.00 0.00
Total Money Market Fund		1,354,984.96	0.03%	1,354,984.96 1,354,984.96	0.03%	1,354,984.96 0.00	0.36% 0.00	Aaa / AAA AAA	0.00 0.00
MUNICIPAL BONDS									
13063DRK6	California State Taxable GO 2.4% Due 10/1/2024	3,385,000.00	10/16/2019 1.91%	3,462,753.45 3,462,753.45	104.58 0.81%	3,539,999.15 6,770.00	0.93% 77,245.70	Aa2 / AA- AA	2.92 2.82
Total Municipal Bonds		3,385,000.00	1.91%	3,462,753.45 3,462,753.45	0.81%	3,539,999.15 6,770.00	0.93% 77,245.70	Aa2 / AA- AA	2.92 2.82
NEGOTIABLE CD									
89114W7M1	Toronto Dominion Yankee CD 0.24% Due 4/28/2022	500,000.00	04/29/2021 0.24%	499,999.98 499,999.98	100.02 0.19%	500,122.00 623.33	0.13% 122.02	P-1 / A-1 F-1+	0.49 0.49
Total Negotiable CD		500,000.00	0.24%	499,999.98 499,999.98	0.19%	500,122.00 623.33	0.13% 122.02	Aaa / AA AAA	0.49 0.49
SUPRANATIONAL									
4581X0CW6	Inter-American Dev Bank Note 2.125% Due 1/18/2022	4,000,000.00	11/03/2017 2.07%	4,008,600.00 4,008,600.00	100.39 0.28%	4,015,756.00 24,319.44	1.06% 7,156.00	Aaa / NR AAA	0.22 0.21
4581X0CZ9	Inter-American Dev Bank Note 1.75% Due 9/14/2022	3,600,000.00	Various 2.30%	3,512,573.00 3,512,573.00	101.21 0.36%	3,643,387.20 8,225.00	0.96% 130,814.20	Aaa / AAA AAA	0.87 0.86

City of Corona Consolidated

Account #10003

Holdings Report

As of October 31, 2021



CUSIP	Security Description	Par Value/Units	Purchase Date Book Yield	Cost Value Book Value	Mkt Price Mkt YTM	Market Value Accrued Int.	% of Port. Gain/Loss	Moody/S&P Fitch	Maturity Duration
SUPRANATIONAL									
459058JL8	Intl. Bank Recon & Development Note 0.5% Due 10/28/2025	6,300,000.00	Various 0.59%	6,272,360.85 6,272,360.85	97.74 1.08%	6,157,531.80 262.51	1.62% (114,829.05)	Aaa / AAA AAA	3.99 3.94
4581X0DV7	Inter-American Dev Bank Note 0.875% Due 4/20/2026	6,390,000.00	04/13/2021 0.97%	6,360,733.80 6,360,733.80	98.69 1.18%	6,306,380.46 1,708.44	1.66% (54,353.34)	Aaa / AAA AAA	4.47 4.37
Total Supranational		20,290,000.00	1.30%	20,154,267.65	0.82%	20,123,055.46 34,515.39	5.29% (31,212.19)	Aaa / AAA AAA	2.82 2.77
US TREASURY									
912828XG0	US Treasury Note 2.125% Due 6/30/2022	900,000.00	08/15/2017 1.82%	912,764.73 912,764.73	101.34 0.12%	912,023.10 6,444.29	0.24% (741.63)	Aaa / AA+ AAA	0.66 0.66
912828L24	US Treasury Note 1.875% Due 8/31/2022	4,500,000.00	10/17/2017 1.98%	4,478,906.25 4,478,906.25	101.45 0.13%	4,565,389.50 14,450.97	1.20% 86,483.25	Aaa / AA+ AAA	0.83 0.83
912828N30	US Treasury Note 2.125% Due 12/31/2022	4,800,000.00	01/25/2018 2.46%	4,725,375.00 4,725,375.00	102.21 0.23%	4,905,936.00 34,369.57	1.30% 180,561.00	Aaa / AA+ AAA	1.17 1.15
912828T91	US Treasury Note 1.625% Due 10/31/2023	5,000,000.00	05/29/2019 2.05%	4,909,960.94 4,909,960.94	102.21 0.51%	5,110,350.00 224.45	1.34% 200,389.06	Aaa / AA+ AAA	2.00 1.97
912828V23	US Treasury Note 2.25% Due 12/31/2023	4,500,000.00	06/21/2019 1.80%	4,588,417.97 4,588,417.97	103.61 0.57%	4,662,423.00 34,116.85	1.23% 74,005.03	Aaa / AA+ AAA	2.17 2.11
912828B66	US Treasury Note 2.75% Due 2/15/2024	5,000,000.00	Various 2.21%	5,121,796.88 5,121,796.88	104.90 0.59%	5,244,920.00 29,144.02	1.38% 123,123.12	Aaa / AA+ AAA	2.29 2.22
91282CBR1	US Treasury Note 0.25% Due 3/15/2024	2,900,000.00	03/30/2021 0.33%	2,892,976.56 2,892,976.56	99.11 0.63%	2,874,285.70 941.30	0.76% (18,690.86)	Aaa / AA+ AAA	2.37 2.36
912828X70	US Treasury Note 2% Due 4/30/2024	4,800,000.00	Various 1.84%	4,833,281.25 4,833,281.25	103.34 0.65%	4,960,310.40 265.20	1.30% 127,029.15	Aaa / AA+ AAA	2.50 2.44
912828XX3	US Treasury Note 2% Due 6/30/2024	4,900,000.00	Various 1.81%	4,942,253.91 4,942,253.91	103.46 0.69%	5,069,584.10 33,021.74	1.34% 127,330.19	Aaa / AA+ AAA	2.67 2.59
912828D56	US Treasury Note 2.375% Due 8/15/2024	5,000,000.00	12/12/2019 1.75%	5,140,234.38 5,140,234.38	104.57 0.72%	5,228,320.00 25,169.84	1.38% 88,085.62	Aaa / AA+ AAA	2.79 2.70
9128283D0	US Treasury Note 2.25% Due 10/31/2024	4,000,000.00	11/07/2019 1.77%	4,090,468.75 4,090,468.75	104.40 0.76%	4,176,092.00 248.62	1.10% 85,623.25	Aaa / AA+ AAA	3.00 2.91
912828ZC7	US Treasury Note 1.125% Due 2/28/2025	7,000,000.00	03/18/2020 0.81%	7,108,007.81 7,108,007.81	100.84 0.87%	7,058,786.00 13,487.57	1.86% (49,221.81)	Aaa / AA+ AAA	3.33 3.26

City of Corona Consolidated

Account #10003

Holdings Report

As of October 31, 2021



CUSIP	Security Description	Par Value/Units	Purchase Date Book Yield	Cost Value Book Value	Mkt Price Mkt YTM	Market Value Accrued Int.	% of Port. Gain/Loss	Moody/S&P Fitch	Maturity Duration
US TREASURY									
91282CAB7	US Treasury Note 0.25% Due 7/31/2025	6,000,000.00	03/12/2021 0.72%	5,879,062.50 5,879,062.50	97.32 0.98%	5,839,452.00 3,790.76	1.53% (39,610.50)	Aaa / AA+ AAA	3.75 3.71
91282CAM3	US Treasury Note 0.25% Due 9/30/2025	3,200,000.00	03/29/2021 0.74%	3,130,375.00 3,130,375.00	97.07 1.01%	3,106,374.40 703.30	0.82% (24,000.60)	Aaa / AA+ AAA	3.92 3.88
91282CAT8	US Treasury Note 0.25% Due 10/31/2025	6,000,000.00	02/19/2021 0.53%	5,923,125.00 5,923,125.00	96.90 1.04%	5,814,138.00 41.44	1.53% (108,987.00)	Aaa / AA+ AAA	4.00 3.96
91282CAZ4	US Treasury Note 0.375% Due 11/30/2025	3,800,000.00	03/26/2021 0.77%	3,731,867.19 3,731,867.19	97.25 1.07%	3,695,351.80 5,995.90	0.97% (36,515.39)	Aaa / AA+ AAA	4.08 4.03
91282CCW9	US Treasury Note 0.75% Due 8/31/2026	1,570,000.00	09/23/2021 0.90%	1,558,899.61 1,558,899.61	98.02 1.17%	1,538,844.92 2,016.71	0.40% (20,054.69)	Aaa / AA+ AAA	4.84 4.72
91282CCZ2	US Treasury Note 0.875% Due 9/30/2026	3,130,000.00	10/18/2021 1.19%	3,083,172.27 3,083,172.27	98.55 1.18%	3,084,762.11 2,407.69	0.81% 1,589.84	Aaa / AA+ AAA	4.92 4.79
Total US Treasury		77,000,000.00	1.43%	77,050,946.00	0.72%	77,847,343.03 206,840.22	20.50% 796,397.03	Aaa / AA+ AAA	2.84 2.78
TOTAL PORTFOLIO		375,917,026.64	1.30%	377,010,401.93	0.67%	379,719,301.04 1,097,104.98	100.00% 2,708,899.11	Aa1 / AA AAA	2.31 2.06
TOTAL MARKET VALUE PLUS ACCRUED						380,816,406.02			

City of Corona Consolidated

Transaction Ledger



Account #10003

As of October 31, 2021

Transaction Type	Settlement Date	CUSIP	Quantity	Security Description	Price	Acq/Disp Yield	Amount	Interest Pur/Sold	Total Amount	Gain/Loss
ACQUISITIONS										
Purchase	10/01/2021	60934N807	40,620.00	Federated Investors Govt Oblig Fund Inst.	1.000	0.03%	40,620.00	0.00	40,620.00	0.00
Purchase	10/04/2021	60934N807	44.54	Federated Investors Govt Oblig Fund Inst.	1.000	0.03%	44.54	0.00	44.54	0.00
Purchase	10/10/2021	60934N807	40,962.50	Federated Investors Govt Oblig Fund Inst.	1.000	0.03%	40,962.50	0.00	40,962.50	0.00
Purchase	10/14/2021	40139LBC6	1,500,000.00	Guardian Life Glob Fun Note 0.875% Due 12/10/2025	98.634	1.21%	1,479,510.00	4,520.83	1,484,030.83	0.00
Purchase	10/14/2021	60934N807	544,650.18	Federated Investors Govt Oblig Fund Inst.	1.000	0.03%	544,650.18	0.00	544,650.18	0.00
Purchase	10/15/2021	60934N807	28,437.50	Federated Investors Govt Oblig Fund Inst.	1.000	0.03%	28,437.50	0.00	28,437.50	0.00
Purchase	10/15/2021	60934N807	1,892.92	Federated Investors Govt Oblig Fund Inst.	1.000	0.03%	1,892.92	0.00	1,892.92	0.00
Purchase	10/15/2021	60934N807	559.00	Federated Investors Govt Oblig Fund Inst.	1.000	0.03%	559.00	0.00	559.00	0.00
Purchase	10/15/2021	60934N807	325.00	Federated Investors Govt Oblig Fund Inst.	1.000	0.03%	325.00	0.00	325.00	0.00
Purchase	10/15/2021	60934N807	376.25	Federated Investors Govt Oblig Fund Inst.	1.000	0.03%	376.25	0.00	376.25	0.00
Purchase	10/15/2021	60934N807	612.08	Federated Investors Govt Oblig Fund Inst.	1.000	0.03%	612.08	0.00	612.08	0.00
Purchase	10/15/2021	60934N807	669.67	Federated Investors Govt Oblig Fund Inst.	1.000	0.03%	669.67	0.00	669.67	0.00
Purchase	10/15/2021	60934N807	519.33	Federated Investors Govt Oblig Fund Inst.	1.000	0.03%	519.33	0.00	519.33	0.00
Purchase	10/15/2021	60934N807	522.50	Federated Investors Govt Oblig Fund Inst.	1.000	0.03%	522.50	0.00	522.50	0.00
Purchase	10/15/2021	60934N807	424.33	Federated Investors Govt Oblig Fund Inst.	1.000	0.03%	424.33	0.00	424.33	0.00
Purchase	10/15/2021	60934N807	314.50	Federated Investors Govt Oblig Fund Inst.	1.000	0.03%	314.50	0.00	314.50	0.00

City of Corona Consolidated

Transaction Ledger



Account #10003

As of October 31, 2021

Transaction Type	Settlement Date	CUSIP	Quantity	Security Description	Price	Acq/Disp Yield	Amount	Interest Pur/Sold	Total Amount	Gain/Loss
ACQUISITIONS										
Purchase	10/15/2021	60934N807	134,931.68	Federated Investors Govt Oblig Fund Inst.	1.000	0.03%	134,931.68	0.00	134,931.68	0.00
Purchase	10/15/2021	60934N807	41,942.29	Federated Investors Govt Oblig Fund Inst.	1.000	0.03%	41,942.29	0.00	41,942.29	0.00
Purchase	10/15/2021	60934N807	58,777.94	Federated Investors Govt Oblig Fund Inst.	1.000	0.03%	58,777.94	0.00	58,777.94	0.00
Purchase	10/15/2021	60934N807	113,816.50	Federated Investors Govt Oblig Fund Inst.	1.000	0.03%	113,816.50	0.00	113,816.50	0.00
Purchase	10/15/2021	60934N807	102,011.70	Federated Investors Govt Oblig Fund Inst.	1.000	0.03%	102,011.70	0.00	102,011.70	0.00
Purchase	10/15/2021	60934N807	138,988.55	Federated Investors Govt Oblig Fund Inst.	1.000	0.03%	138,988.55	0.00	138,988.55	0.00
Purchase	10/15/2021	60934N807	96,317.44	Federated Investors Govt Oblig Fund Inst.	1.000	0.03%	96,317.44	0.00	96,317.44	0.00
Purchase	10/15/2021	90LAIF\$00	40,646.28	Local Agency Investment Fund State Pool	1.000	0.21%	40,646.28	0.00	40,646.28	0.00
Purchase	10/18/2021	60934N807	501.04	Federated Investors Govt Oblig Fund Inst.	1.000	0.03%	501.04	0.00	501.04	0.00
Purchase	10/19/2021	60934N807	785,809.02	Federated Investors Govt Oblig Fund Inst.	1.000	0.03%	785,809.02	0.00	785,809.02	0.00
Purchase	10/19/2021	91282CCZ2	3,130,000.00	US Treasury Note 0.875% Due 9/30/2026	98.504	1.19%	3,083,172.27	1,429.57	3,084,601.84	0.00
Purchase	10/20/2021	60934N807	27,956.25	Federated Investors Govt Oblig Fund Inst.	1.000	0.03%	27,956.25	0.00	27,956.25	0.00
Purchase	10/20/2021	60934N807	697.13	Federated Investors Govt Oblig Fund Inst.	1.000	0.03%	697.13	0.00	697.13	0.00
Purchase	10/20/2021	60934N807	885.17	Federated Investors Govt Oblig Fund Inst.	1.000	0.03%	885.17	0.00	885.17	0.00
Purchase	10/20/2021	60934N807	2,247.17	Federated Investors Govt Oblig Fund Inst.	1.000	0.03%	2,247.17	0.00	2,247.17	0.00
Purchase	10/21/2021	362554AC1	780,000.00	GM Financial Securitized Term 2021-4 A3 0.68% Due 9/16/2026	99.997	0.68%	779,980.11	0.00	779,980.11	0.00

City of Corona Consolidated

Transaction Ledger



Account #10003

As of October 31, 2021

Transaction Type	Settlement Date	CUSIP	Quantity	Security Description	Price	Acq/Disp Yield	Amount	Interest Pur/Sold	Total Amount	Gain/Loss
ACQUISITIONS										
Purchase	10/21/2021	60934N807	173.25	Federated Investors Govt Oblig Fund Inst.	1.000	0.03%	173.25	0.00	173.25	0.00
Purchase	10/21/2021	60934N807	70,569.81	Federated Investors Govt Oblig Fund Inst.	1.000	0.03%	70,569.81	0.00	70,569.81	0.00
Purchase	10/22/2021	60934N807	26,883.75	Federated Investors Govt Oblig Fund Inst.	1.000	0.03%	26,883.75	0.00	26,883.75	0.00
Purchase	10/25/2021	60934N807	348.33	Federated Investors Govt Oblig Fund Inst.	1.000	0.03%	348.33	0.00	348.33	0.00
Purchase	10/25/2021	60934N807	8,542.50	Federated Investors Govt Oblig Fund Inst.	1.000	0.03%	8,542.50	0.00	8,542.50	0.00
Purchase	10/25/2021	60934N807	11,328.63	Federated Investors Govt Oblig Fund Inst.	1.000	0.03%	11,328.63	0.00	11,328.63	0.00
Purchase	10/25/2021	60934N807	11,022.00	Federated Investors Govt Oblig Fund Inst.	1.000	0.03%	11,022.00	0.00	11,022.00	0.00
Purchase	10/25/2021	60934N807	108,582.80	Federated Investors Govt Oblig Fund Inst.	1.000	0.03%	108,582.80	0.00	108,582.80	0.00
Purchase	10/25/2021	60934N807	179,447.30	Federated Investors Govt Oblig Fund Inst.	1.000	0.03%	179,447.30	0.00	179,447.30	0.00
Purchase	10/28/2021	60934N807	15,750.00	Federated Investors Govt Oblig Fund Inst.	1.000	0.03%	15,750.00	0.00	15,750.00	0.00
Purchase	10/31/2021	60934N807	141,125.00	Federated Investors Govt Oblig Fund Inst.	1.000	0.03%	141,125.00	0.00	141,125.00	0.00
Subtotal			8,190,231.83				8,122,894.21	5,950.40	8,128,844.61	0.00
Security Contribution	10/31/2021	90LAIF\$00	1,800,000.00	Local Agency Investment Fund State Pool	1.000		1,800,000.00	0.00	1,800,000.00	0.00
Subtotal			1,800,000.00				1,800,000.00	0.00	1,800,000.00	0.00
Short Sale	10/14/2021	60934N807	-1,484,030.83	Federated Investors Govt Oblig Fund Inst.	1.000		-1,484,030.83	0.00	-1,484,030.83	0.00

City of Corona Consolidated

Account #10003

Transaction Ledger

As of October 31, 2021



Transaction Type	Settlement Date	CUSIP	Quantity	Security Description	Price	Acq/Disp Yield	Amount	Interest Pur/Sold	Total Amount	Gain/Loss
ACQUISITIONS										
Short Sale	10/21/2021	60934N807	-779,980.11	Federated Investors Govt Oblig Fund Inst.	1.000		-779,980.11	0.00	-779,980.11	0.00
Subtotal			-2,264,010.94				-2,264,010.94	0.00	-2,264,010.94	0.00
TOTAL ACQUISITIONS			7,726,220.89				7,658,883.27	5,950.40	7,664,833.67	0.00
DISPOSITIONS										
Closing Purchase	10/14/2021	60934N807	-1,484,030.83	Federated Investors Govt Oblig Fund Inst.	1.000		-1,484,030.83	0.00	-1,484,030.83	0.00
Closing Purchase	10/21/2021	60934N807	-779,980.11	Federated Investors Govt Oblig Fund Inst.	1.000		-779,980.11	0.00	-779,980.11	0.00
Subtotal			-2,264,010.94				-2,264,010.94	0.00	-2,264,010.94	0.00
Sale	10/14/2021	60934N807	1,484,030.83	Federated Investors Govt Oblig Fund Inst.	1.000	0.03%	1,484,030.83	0.00	1,484,030.83	0.00
Sale	10/14/2021	912828J43	540,000.00	US Treasury Note 1.75% Due 2/28/2022	100.648	0.04%	543,501.56	1,148.62	544,650.18	13,266.16
Sale	10/19/2021	912828J43	700,000.00	US Treasury Note 1.75% Due 2/28/2022	100.617	0.06%	704,320.31	1,658.15	705,978.46	16,978.12
Sale	10/19/2021	912828XG0	3,100,000.00	US Treasury Note 2.125% Due 6/30/2022	101.438	0.07%	3,144,562.50	19,869.90	3,164,432.40	595.08
Sale	10/21/2021	60934N807	779,980.11	Federated Investors Govt Oblig Fund Inst.	1.000	0.03%	779,980.11	0.00	779,980.11	0.00
Subtotal			6,604,010.94				6,656,395.31	22,676.67	6,679,071.98	30,839.36
Paydown	10/15/2021	43813DAC2	0.00	Honda Auto Receivables 2020-2 A3 0.82% Due 7/15/2024	100.000		0.00	669.67	669.67	0.00
Paydown	10/15/2021	43815NAC8	132,784.88	Honda Auto Receivables Trust 2019-3 A3 1.78% Due 8/15/2023	100.000		132,784.88	2,146.80	134,931.68	1.10

City of Corona Consolidated

Transaction Ledger



Account #10003

As of October 31, 2021

Transaction Type	Settlement Date	CUSIP	Quantity	Security Description	Price	Acq/Disp Yield	Amount	Interest Pur/Sold	Total Amount	Gain/Loss
DISPOSITIONS										
Paydown	10/15/2021	44891RAC4	0.00	Hyundai Auto Receivables Trust 2020-C A3 0.38% Due 5/15/2025	100.000		0.00	519.33	519.33	0.00
Paydown	10/15/2021	44891VAC5	0.00	Hyundai Auto Lease Trust 2021-B A3 0.33% Due 6/17/2024	100.000		0.00	522.50	522.50	0.00
Paydown	10/15/2021	44933LAC7	0.00	Hyundai Auto Receivables Trust 2021-A A3 0.38% Due 9/15/2025	100.000		0.00	424.33	424.33	0.00
Paydown	10/15/2021	477870AC3	40,880.38	John Deere Owner Trust 2019-B A3 2.21% Due 12/15/2023	100.000		40,880.38	1,061.91	41,942.29	8.68
Paydown	10/15/2021	47787NAC3	0.00	John Deere Owner Trust 2020-B A3 0.51% Due 11/15/2024	100.000		0.00	314.50	314.50	0.00
Paydown	10/15/2021	47788EAC2	58,541.03	John Deere Owner Trust 2018-B A3 3.08% Due 11/15/2022	100.000		58,541.03	236.91	58,777.94	4.44
Paydown	10/15/2021	47789JAD8	111,719.40	John Deere Owner Trust 2019-A A3 2.91% Due 7/17/2023	100.000		111,719.40	2,097.10	113,816.50	-2,326.03
Paydown	10/15/2021	47789KAC7	0.00	John Deere Owner Trust 2020-A A3 1.1% Due 8/15/2024	100.000		0.00	1,892.92	1,892.92	0.00
Paydown	10/15/2021	47789QAC4	0.00	John Deere Owner Trust 2021-B A3 0.52% Due 3/16/2026	100.000		0.00	559.00	559.00	0.00
Paydown	10/15/2021	58769EAC2	0.00	Mercedes-Benz Auto Lease Trust 2020-B A3 0.4% Due 11/15/2023	100.000		0.00	325.00	325.00	0.00
Paydown	10/15/2021	58770FAC6	100,806.84	Mercedes Benz Auto Lease Trust 2020-A A3 1.84% Due 12/15/2022	100.000		100,806.84	1,204.86	102,011.70	13.29
Paydown	10/15/2021	65479JAD5	136,090.62	Nissan Auto Receivables Owner 2019-C A3 1.93% Due 7/15/2024	100.000		136,090.62	2,897.93	138,988.55	7.19
Paydown	10/15/2021	89236XAC0	0.00	Toyota Auto Receivables 2020-D A3 0.35% Due 1/15/2025	100.000		0.00	376.25	376.25	0.00
Paydown	10/15/2021	89238TAD5	96,080.42	Toyota Auto Receivables Trust 2018-B A3 2.96% Due 9/15/2022	100.000		96,080.42	237.02	96,317.44	-1,017.10

City of Corona Consolidated

Account #10003

Transaction Ledger

As of October 31, 2021



Transaction Type	Settlement Date	CUSIP	Quantity	Security Description	Price	Acq/Disp Yield	Amount	Interest Pur/Sold	Total Amount	Gain/Loss
DISPOSITIONS										
Paydown	10/15/2021	89240BAC2	0.00	Toyota Auto Receivables Owners 2021-A A3 0.26% Due 5/15/2025	100.000		0.00	612.08	612.08	0.00
Paydown	10/18/2021	43813KAC6	0.00	Honda Auto Receivables Trust 2020-3 A3 0.37% Due 10/18/2024	100.000		0.00	501.04	501.04	0.00
Paydown	10/20/2021	36262XAC8	0.00	GM Financial Auto Lease Trust 2021-3 A2 0.39% Due 10/21/2024	100.000		0.00	697.13	697.13	0.00
Paydown	10/20/2021	92290BAA9	0.00	Verizon Owner Trust 2020-B A 0.47% Due 2/20/2025	100.000		0.00	885.17	885.17	0.00
Paydown	10/20/2021	92348AAA3	0.00	Verizon Owner Trust 2019-C A1A 1.94% Due 4/22/2024	100.000		0.00	2,247.17	2,247.17	0.00
Paydown	10/21/2021	43813GAC5	0.00	Honda Auto Receivables Trust 2021-1 A3 0.27% Due 4/21/2025	100.000		0.00	173.25	173.25	0.00
Paydown	10/21/2021	43815HAC1	70,320.77	Honda Auto Receivables Trust 2018-3 A3 2.95% Due 8/22/2022	100.000		70,320.77	249.04	70,569.81	9.65
Paydown	10/25/2021	09690AAC7	0.00	BMW Vehicle Lease Trust 2021-2 A3 0.33% Due 12/26/2024	100.000		0.00	348.33	348.33	0.00
Paydown	10/25/2021	3137B4WB8	0.00	FHLMC K033 A2Due 7/25/2023	100.000		0.00	8,542.50	8,542.50	0.00
Paydown	10/25/2021	3137B5JM6	0.00	FHLMC K034 A2 3.531% Due 7/25/2023	100.000		0.00	11,328.63	11,328.63	0.00
Paydown	10/25/2021	3137B7MZ9	0.00	FHLMC K036 A2Due 10/25/2023	100.000		0.00	11,022.00	11,022.00	0.00
Paydown	10/25/2021	3137BM6P6	98,774.24	FHLMC K721 A2Due 8/25/2022	100.000		98,774.24	9,808.56	108,582.80	-3,468.85
Paydown	10/25/2021	3137BYPQ7	171,033.68	FHLMC K726 A2 2.905% Due 4/25/2024	100.000		171,033.68	8,413.62	179,447.30	-1,222.62
Subtotal			1,017,032.26				1,017,032.26	70,314.55	1,087,346.81	-7,990.25
TOTAL DISPOSITIONS			5,357,032.26				5,409,416.63	92,991.22	5,502,407.85	22,849.11

OTHER TRANSACTIONS

Interest	10/01/2021	13063DRK6	3,385,000.00	California State Taxable GO 2.4% Due 10/1/2024	0.000	40,620.00	0.00	40,620.00	0.00
Interest	10/10/2021	02665WCQ2	2,260,000.00	American Honda Finance Note 3.625% Due 10/10/2023	0.000	40,962.50	0.00	40,962.50	0.00
Interest	10/15/2021	3135G0W66	3,500,000.00	FNMA Note 1.625% Due 10/15/2024	0.000	28,437.50	0.00	28,437.50	0.00
Interest	10/20/2021	4581X0DV7	6,390,000.00	Inter-American Dev Bank Note 0.875% Due 4/20/2026	0.000	27,956.25	0.00	27,956.25	0.00
Interest	10/22/2021	3135G03U5	5,270,000.00	FNMA Note 0.625% Due 4/22/2025	0.000	16,468.75	0.00	16,468.75	0.00
Interest	10/22/2021	46647PBK1	1,000,000.00	JP Morgan Chase & Co Callable Note Cont 4/22/2025 2.083% Due 4/22/2026	0.000	10,415.00	0.00	10,415.00	0.00
Interest	10/28/2021	459058JL8	6,300,000.00	Intl. Bank Recon & Development Note 0.5% Due 10/28/2025	0.000	15,750.00	0.00	15,750.00	0.00
Interest	10/31/2021	9128283D0	4,000,000.00	US Treasury Note 2.25% Due 10/31/2024	0.000	45,000.00	0.00	45,000.00	0.00
Interest	10/31/2021	912828T91	5,000,000.00	US Treasury Note 1.625% Due 10/31/2023	0.000	40,625.00	0.00	40,625.00	0.00
Interest	10/31/2021	912828X70	4,800,000.00	US Treasury Note 2% Due 4/30/2024	0.000	48,000.00	0.00	48,000.00	0.00
Interest	10/31/2021	91282CAT8	6,000,000.00	US Treasury Note 0.25% Due 10/31/2025	0.000	7,500.00	0.00	7,500.00	0.00
Subtotal			47,905,000.00			321,735.00	0.00	321,735.00	0.00
Dividend	10/04/2021	60934N807	920,030.35	Federated Investors Govt Oblig Fund Inst.	0.000	44.54	0.00	44.54	0.00
Dividend	10/15/2021	90LAIF\$00	5,903,902,890.58	Local Agency Investment Fund State Pool	0.000	40,646.28	0.00	40,646.28	0.00
Subtotal			5,904,822,920.93			40,690.82	0.00	40,690.82	0.00
TOTAL OTHER TRANSACTIONS			5,952,727,920.93			362,425.82	0.00	362,425.82	0.00

City of Corona Consolidated

Income Earned



Account #10003

As of October 31, 2021

CUSIP	Security Description	Trade Date Settle Date Units	Book Value: Begin Book Value: Acq Book Value: Disp Book Value: End	Prior Accrued Inc. Received Ending Accrued Total Interest	Accr. Of Discount Amort. Of Premium Net Accret/Amort Income Earned	Total Income
FIXED INCOME						
023135BX3	Amazon.com Inc Callable Note Cont 4/12/2026 1% Due 05/12/2026	05/10/2021 05/12/2021 4,865,000.00	4,843,983.20 0.00 0.00 4,843,983.20	18,784.31 0.00 22,838.47 4,054.16	0.00 0.00 0.00 4,054.16	4,054.16
02665WCJ8	American Honda Finance Note 3.45% Due 07/14/2023	07/11/2018 07/16/2018 930,000.00	928,391.10 0.00 0.00 928,391.10	6,862.63 0.00 9,536.38 2,673.75	0.00 0.00 0.00 2,673.75	2,673.75
02665WCQ2	American Honda Finance Note 3.625% Due 10/10/2023	10/03/2018 10/10/2018 2,260,000.00	2,258,146.80 0.00 0.00 2,258,146.80	38,914.38 40,962.50 4,778.96 6,827.08	0.00 0.00 0.00 6,827.08	6,827.08
037833AK6	Apple Inc Note 2.4% Due 05/03/2023	11/28/2018 11/30/2018 2,215,000.00	2,112,644.85 0.00 0.00 2,112,644.85	21,854.67 0.00 26,284.67 4,430.00	0.00 0.00 0.00 4,430.00	4,430.00
05531FBG7	Truist Financial Corporation Callable Note Cont 5/20/2022 3.05% Due 06/20/2022	07/26/2021 07/27/2021 3,000,000.00	3,070,320.00 0.00 0.00 3,070,320.00	25,670.83 0.00 33,295.83 7,625.00	0.00 0.00 0.00 7,625.00	7,625.00
06051GHF9	Bank of America Corp Callable Note 1X 3/5/2023 3.55% Due 03/05/2024	Various Various 2,550,000.00	2,570,550.00 0.00 0.00 2,570,550.00	6,537.92 0.00 14,081.67 7,543.75	0.00 0.00 0.00 7,543.75	7,543.75
06051GJD2	Bank of America Corp Callable Note Cont 6/19/2025 1.319% Due 06/19/2026	Various Various 3,000,000.00	3,007,920.00 0.00 0.00 3,007,920.00	11,211.50 0.00 14,509.00 3,297.50	0.00 0.00 0.00 3,297.50	3,297.50
06367WB85	Bank of Montreal Note 1.85% Due 05/01/2025	07/23/2021 07/27/2021 2,761,000.00	2,862,660.02 0.00 0.00 2,862,660.02	21,282.71 0.00 25,539.25 4,256.54	0.00 0.00 0.00 4,256.54	4,256.54
06406RAJ6	Bank of NY Mellon Corp Note 3.45% Due 08/11/2023	05/16/2019 05/20/2019 3,254,000.00	3,339,580.20 0.00 0.00 3,339,580.20	15,592.08 0.00 24,947.33 9,355.25	0.00 0.00 0.00 9,355.25	9,355.25

City of Corona Consolidated

Income Earned



Account #10003

As of October 31, 2021

CUSIP	Security Description	Trade Date Settle Date Units	Book Value: Begin Book Value: Acq Book Value: Disp Book Value: End	Prior Accrued Inc. Received Ending Accrued Total Interest	Accr. Of Discount Amort. Of Premium Net Accret/Amort Income Earned	Total Income
084670BR8	Berkshire Hathaway Callable Note Cont 1/15/2023 2.75% Due 03/15/2023	11/26/2018 11/28/2018 2,500,000.00	2,425,225.00 0.00 0.00 2,425,225.00	3,055.56 0.00 8,784.72 5,729.16	0.00 0.00 0.00 5,729.16	5,729.16
09690AAC7	BMW Vehicle Lease Trust 2021-2 A3 0.33% Due 12/26/2024	09/08/2021 09/15/2021 950,000.00	949,901.96 0.00 0.00 949,901.96	139.33 348.33 52.25 261.25	0.00 0.00 0.00 261.25	261.25
13063DRK6	California State Taxable GO 2.4% Due 10/01/2024	10/16/2019 10/24/2019 3,385,000.00	3,462,753.45 0.00 0.00 3,462,753.45	40,620.00 40,620.00 6,770.00 6,770.00	0.00 0.00 0.00 6,770.00	6,770.00
14913Q3B3	Caterpillar Finl Service Note 2.15% Due 11/08/2024	Various Various 2,593,000.00	2,624,484.21 0.00 0.00 2,624,484.21	22,144.94 0.00 26,790.74 4,645.80	0.00 0.00 0.00 4,645.80	4,645.80
166764AH3	Chevron Corp Callable Note Cont 3/24/2023 3.191% Due 06/24/2023	Various Various 3,000,000.00	2,982,300.00 0.00 0.00 2,982,300.00	25,793.91 0.00 33,771.42 7,977.51	0.00 0.00 0.00 7,977.51	7,977.51
24422ETG4	John Deere Capital Corp Note 2.8% Due 03/06/2023	Various Various 1,500,000.00	1,454,530.00 0.00 0.00 1,454,530.00	2,916.66 0.00 6,416.67 3,500.01	0.00 0.00 0.00 3,500.01	3,500.01
24422EVN6	John Deere Capital Corp Note 0.45% Due 01/17/2024	03/01/2021 03/04/2021 2,140,000.00	2,138,480.60 0.00 0.00 2,138,480.60	1,979.50 0.00 2,782.00 802.50	0.00 0.00 0.00 802.50	802.50
3130A0F70	FHLB Note 3.375% Due 12/08/2023	01/16/2019 01/17/2019 3,500,000.00	3,602,165.00 0.00 0.00 3,602,165.00	37,078.13 0.00 46,921.88 9,843.75	0.00 0.00 0.00 9,843.75	9,843.75
3130A0XE5	FHLB Note 3.25% Due 03/08/2024	03/28/2019 03/29/2019 1,000,000.00	1,045,410.00 0.00 0.00 1,045,410.00	2,076.39 0.00 4,784.72 2,708.33	0.00 0.00 0.00 2,708.33	2,708.33

City of Corona Consolidated

Income Earned



Account #10003

As of October 31, 2021

CUSIP	Security Description	Trade Date Settle Date Units	Book Value: Begin Book Value: Acq Book Value: Disp Book Value: End	Prior Accrued Inc. Received Ending Accrued Total Interest	Accr. Of Discount Amort. Of Premium Net Accret/Amort Income Earned	Total Income
3130A1XJ2	FHLB Note 2.875% Due 06/14/2024	Various Various 5,500,000.00	5,740,000.40 0.00 0.00 5,740,000.40	46,998.26 0.00 60,175.35 13,177.09	0.00 0.00 0.00 13,177.09	13,177.09
3130A2UW4	FHLB Note 2.875% Due 09/13/2024	09/13/2019 09/16/2019 4,000,000.00	4,206,760.00 0.00 0.00 4,206,760.00	5,750.00 0.00 15,333.33 9,583.33	0.00 0.00 0.00 9,583.33	9,583.33
3130AB3H7	FHLB Note 2.375% Due 03/08/2024	04/29/2019 04/30/2019 4,000,000.00	4,000,280.00 0.00 0.00 4,000,280.00	6,069.44 0.00 13,986.11 7,916.67	0.00 0.00 0.00 7,916.67	7,916.67
3135G03U5	FNMA Note 0.625% Due 04/22/2025	04/22/2020 04/24/2020 5,270,000.00	5,259,143.80 0.00 0.00 5,259,143.80	14,547.40 16,468.75 823.44 2,744.79	0.00 0.00 0.00 2,744.79	2,744.79
3135G04Z3	FNMA Note 0.5% Due 06/17/2025	Various Various 6,200,000.00	6,196,731.90 0.00 0.00 6,196,731.90	8,955.55 0.00 11,538.89 2,583.34	0.00 0.00 0.00 2,583.34	2,583.34
3135G05X7	FNMA Note 0.375% Due 08/25/2025	Various Various 6,285,000.00	6,260,439.20 0.00 0.00 6,260,439.20	2,356.88 0.00 4,320.94 1,964.06	0.00 0.00 0.00 1,964.06	1,964.06
3135G06G3	FNMA Note 0.5% Due 11/07/2025	Various Various 6,300,000.00	6,279,895.00 0.00 0.00 6,279,895.00	12,600.00 0.00 15,225.00 2,625.00	0.00 0.00 0.00 2,625.00	2,625.00
3135G0T94	FNMA Note 2.375% Due 01/19/2023	04/11/2018 04/12/2018 5,500,000.00	5,418,930.00 0.00 0.00 5,418,930.00	26,125.00 0.00 37,010.42 10,885.42	0.00 0.00 0.00 10,885.42	10,885.42
3135G0W66	FNMA Note 1.625% Due 10/15/2024	Various Various 3,500,000.00	3,564,275.00 0.00 0.00 3,564,275.00	26,225.69 28,437.50 2,527.77 4,739.58	0.00 0.00 0.00 4,739.58	4,739.58

City of Corona Consolidated

Income Earned



Account #10003

As of October 31, 2021

CUSIP	Security Description	Trade Date Settle Date Units	Book Value: Begin Book Value: Acq Book Value: Disp Book Value: End	Prior Accrued Inc. Received Ending Accrued Total Interest	Accr. Of Discount Amort. Of Premium Net Accret/Amort Income Earned	Total Income
3135G0X24	FNMA Note 1.625% Due 01/07/2025	Various Various 4,220,000.00	4,282,878.20 0.00 0.00 4,282,878.20	16,000.83 0.00 21,715.42 5,714.59	0.00 0.00 0.00 5,714.59	5,714.59
3137B4WB8	FHLMC K033 A2 3.06% Due 07/25/2023	07/23/2019 07/26/2019 3,350,000.00	3,458,875.00 0.00 0.00 3,458,875.00	1,708.50 8,542.50 1,708.50 8,542.50	0.00 0.00 0.00 8,542.50	8,542.50
3137B5JM6	FHLMC K034 A2 3.531% Due 07/25/2023	08/28/2018 08/31/2018 3,850,000.00	3,931,662.11 0.00 0.00 3,931,662.11	11,328.63 11,328.63 11,328.63 11,328.63	0.00 0.00 0.00 11,328.63	11,328.63
3137B7MZ9	FHLMC K036 A2 3.527% Due 10/25/2023	Various Various 3,750,000.00	3,837,910.16 0.00 0.00 3,837,910.16	2,204.38 11,022.00 2,204.38 11,022.00	0.00 0.00 0.00 11,022.00	11,022.00
3137BM6P6	FHLMC K721 A2 3.09% Due 08/25/2022	Various Various 3,710,373.96	3,942,921.39 0.00 102,243.09 3,840,678.30	9,808.55 9,808.56 9,554.21 9,554.22	0.00 0.00 0.00 9,554.22	9,554.22
3137BYPQ7	FHLMC K726 A2 2.905% Due 04/25/2024	04/22/2019 04/25/2019 3,304,518.12	3,500,396.57 0.00 172,256.30 3,328,140.27	8,413.73 8,413.62 7,999.69 7,999.58	0.00 0.00 0.00 7,999.58	7,999.58
3137EAEN5	FHLMC Note 2.75% Due 06/19/2023	Various Various 4,550,000.00	4,527,967.50 0.00 0.00 4,527,967.50	35,452.09 0.00 45,879.16 10,427.07	0.00 0.00 0.00 10,427.07	10,427.07
3137EAEP0	FHLMC Note 1.5% Due 02/12/2025	02/13/2020 02/14/2020 6,575,000.00	6,569,937.25 0.00 0.00 6,569,937.25	13,423.96 0.00 21,642.71 8,218.75	0.00 0.00 0.00 8,218.75	8,218.75
3137EAEU9	FHLMC Note 0.375% Due 07/21/2025	Various Various 6,300,000.00	6,277,899.60 0.00 0.00 6,277,899.60	4,593.75 0.00 6,562.50 1,968.75	0.00 0.00 0.00 1,968.75	1,968.75

City of Corona Consolidated

Income Earned



Account #10003

As of October 31, 2021

CUSIP	Security Description	Trade Date Settle Date Units	Book Value: Begin Book Value: Acq Book Value: Disp Book Value: End	Prior Accrued Inc. Received Ending Accrued Total Interest	Accr. Of Discount Amort. Of Premium Net Accret/Amort Income Earned	Total Income
3137EAEX3	FHLMC Note 0.375% Due 09/23/2025	Various Various 6,295,000.00	6,276,346.05 0.00 0.00 6,276,346.05	524.59 0.00 2,491.77 1,967.18	0.00 0.00 0.00 1,967.18	1,967.18
362554AC1	GM Financial Securitized Term 2021-4 A3 0.68% Due 09/16/2026	10/13/2021 10/21/2021 780,000.00	0.00 779,980.11 0.00 779,980.11	0.00 0.00 147.33 147.33	0.00 0.00 0.00 147.33	147.33
36262XAC8	GM Financial Auto Lease Trust 2021-3 A2 0.39% Due 10/21/2024	08/10/2021 08/18/2021 2,145,000.00	2,144,970.83 0.00 0.00 2,144,970.83	255.61 697.13 255.61 697.13	0.00 0.00 0.00 697.13	697.13
40139LBC6	Guardian Life Glob Fun Note 0.875% Due 12/10/2025	Various Various 3,000,000.00	1,490,190.00 1,479,510.00 0.00 2,969,700.00	4,046.88 (4,520.83) 10,281.26 1,713.55	0.00 0.00 0.00 1,713.55	1,713.55
43813DAC2	Honda Auto Receivables 2020-2 A3 0.82% Due 07/15/2024	05/18/2020 05/27/2020 980,000.00	979,922.87 0.00 0.00 979,922.87	357.16 669.67 357.16 669.67	0.00 0.00 0.00 669.67	669.67
43813GAC5	Honda Auto Receivables Trust 2021-1 A3 0.27% Due 04/21/2025	02/17/2021 02/24/2021 770,000.00	769,985.91 0.00 0.00 769,985.91	57.75 173.25 57.75 173.25	0.00 0.00 0.00 173.25	173.25
43813KAC6	Honda Auto Receivables Trust 2020-3 A3 0.37% Due 10/18/2024	09/22/2020 09/29/2020 1,625,000.00	1,624,761.29 0.00 0.00 1,624,761.29	217.12 501.04 217.12 501.04	0.00 0.00 0.00 501.04	501.04
43815HAC1	Honda Auto Receivables Trust 2018-3 A3 2.95% Due 08/22/2022	08/21/2018 08/28/2018 30,985.04	101,291.91 0.00 70,311.12 30,980.79	83.01 249.04 25.39 191.42	0.00 0.00 0.00 191.42	191.42
43815NAC8	Honda Auto Receivables Trust 2019-3 A3 1.78% Due 08/15/2023	08/20/2019 08/27/2019 1,314,498.53	1,447,271.39 0.00 132,783.78 1,314,487.61	1,144.96 2,146.80 1,039.91 2,041.75	0.00 0.00 0.00 2,041.75	2,041.75

City of Corona Consolidated

Income Earned



Account #10003

As of October 31, 2021

CUSIP	Security Description	Trade Date Settle Date Units	Book Value: Begin Book Value: Acq Book Value: Disp Book Value: End	Prior Accrued Inc. Received Ending Accrued Total Interest	Accr. Of Discount Amort. Of Premium Net Accret/Amort Income Earned	Total Income
44891RAC4	Hyundai Auto Receivables Trust 2020-C A3 0.38% Due 05/15/2025	10/20/2020 10/28/2020 1,640,000.00	1,639,622.31 0.00 0.00 1,639,622.31	276.98 519.33 276.98 519.33	0.00 0.00 0.00 519.33	519.33
44891VAC5	Hyundai Auto Lease Trust 2021-B A3 0.33% Due 06/17/2024	06/08/2021 06/16/2021 1,900,000.00	1,899,715.00 0.00 0.00 1,899,715.00	278.67 522.50 278.67 522.50	0.00 0.00 0.00 522.50	522.50
44933LAC7	Hyundai Auto Receivables Trust 2021-A A3 0.38% Due 09/15/2025	04/20/2021 04/28/2021 1,340,000.00	1,339,859.03 0.00 0.00 1,339,859.03	226.31 424.33 226.31 424.33	0.00 0.00 0.00 424.33	424.33
4581X0CW6	Inter-American Dev Bank Note 2.125% Due 01/18/2022	11/03/2017 11/07/2017 4,000,000.00	4,008,600.00 0.00 0.00 4,008,600.00	17,236.11 0.00 24,319.44 7,083.33	0.00 0.00 0.00 7,083.33	7,083.33
4581X0CZ9	Inter-American Dev Bank Note 1.75% Due 09/14/2022	Various Various 3,600,000.00	3,512,573.00 0.00 0.00 3,512,573.00	2,975.00 0.00 8,225.00 5,250.00	0.00 0.00 0.00 5,250.00	5,250.00
4581X0DV7	Inter-American Dev Bank Note 0.875% Due 04/20/2026	04/13/2021 04/20/2021 6,390,000.00	6,360,733.80 0.00 0.00 6,360,733.80	25,005.31 27,956.25 1,708.44 4,659.38	0.00 0.00 0.00 4,659.38	4,659.38
459058JL8	Intl. Bank Recon & Development Note 0.5% Due 10/28/2025	Various Various 6,300,000.00	6,272,360.85 0.00 0.00 6,272,360.85	13,387.51 15,750.00 262.51 2,625.00	0.00 0.00 0.00 2,625.00	2,625.00
46647PBK1	JP Morgan Chase & Co Callable Note Cont 4/22/2025 2.083% Due 04/22/2026	05/20/2021 05/24/2021 1,000,000.00	1,037,330.00 0.00 0.00 1,037,330.00	9,199.92 10,415.00 520.75 1,735.83	0.00 0.00 0.00 1,735.83	1,735.83
46647PCH7	JP Morgan Chase & Co Callable Note Cont 6/1/2024 0.824% Due 06/01/2025	05/24/2021 06/01/2021 3,295,000.00	3,299,268.65 0.00 0.00 3,299,268.65	9,050.27 0.00 11,312.83 2,262.56	0.00 0.00 0.00 2,262.56	2,262.56

City of Corona Consolidated

Income Earned



Account #10003

As of October 31, 2021

CUSIP	Security Description	Trade Date Settle Date Units	Book Value: Begin Book Value: Acq Book Value: Disp Book Value: End	Prior Accrued Inc. Received Ending Accrued Total Interest	Accr. Of Discount Amort. Of Premium Net Accret/Amort Income Earned	Total Income
46647PCK0	JP Morgan Chase & Co Callable Note Cont 6/23/2024 0.969% Due 06/23/2025	Various Various 1,565,000.00	1,565,968.20 0.00 0.00 1,565,968.20	4,128.21 0.00 5,391.94 1,263.73	0.00 0.00 0.00 1,263.73	1,263.73
477870AC3	John Deere Owner Trust 2019-B A3 2.21% Due 12/15/2023	07/16/2019 07/24/2019 535,720.93	576,478.90 0.00 40,871.70 535,607.20	566.35 1,061.91 526.20 1,021.76	0.00 0.00 0.00 1,021.76	1,021.76
47787NAC3	John Deere Owner Trust 2020-B A3 0.51% Due 11/15/2024	07/14/2020 07/22/2020 740,000.00	739,887.22 0.00 0.00 739,887.22	167.73 314.50 167.73 314.50	0.00 0.00 0.00 314.50	314.50
47788EAC2	John Deere Owner Trust 2018-B A3 3.08% Due 11/15/2022	07/18/2018 07/25/2018 33,761.68	92,295.71 0.00 58,536.59 33,759.12	126.35 236.91 46.22 156.78	0.00 0.00 0.00 156.78	156.78
47789JAD8	John Deere Owner Trust 2019-A A3 2.91% Due 07/17/2023	08/27/2019 08/29/2019 753,061.66	882,786.08 0.00 114,045.43 768,740.65	1,118.45 2,097.10 973.96 1,952.61	0.00 0.00 0.00 1,952.61	1,952.61
47789KAC7	John Deere Owner Trust 2020-A A3 1.1% Due 08/15/2024	Various Various 2,065,000.00	2,069,450.34 0.00 0.00 2,069,450.34	1,009.55 1,892.92 1,009.55 1,892.92	0.00 0.00 0.00 1,892.92	1,892.92
47789QAC4	John Deere Owner Trust 2021-B A3 0.52% Due 03/16/2026	07/13/2021 07/21/2021 1,290,000.00	1,289,884.93 0.00 0.00 1,289,884.93	298.13 559.00 298.13 559.00	0.00 0.00 0.00 559.00	559.00
57629WDE7	Mass Mutual Global funding Note 1.2% Due 07/16/2026	08/10/2021 08/12/2021 2,272,000.00	2,271,369.92 0.00 0.00 2,271,369.92	5,680.00 0.00 7,952.00 2,272.00	0.00 0.00 0.00 2,272.00	2,272.00
58769EAC2	Mercedes-Benz Auto Lease Trust 2020-B A3 0.4% Due 11/15/2023	09/15/2020 09/23/2020 975,000.00	974,950.57 0.00 0.00 974,950.57	173.33 325.00 173.33 325.00	0.00 0.00 0.00 325.00	325.00

City of Corona Consolidated

Income Earned



Account #10003

As of October 31, 2021

CUSIP	Security Description	Trade Date Settle Date Units	Book Value: Begin Book Value: Acq Book Value: Disp Book Value: End	Prior Accrued Inc. Received Ending Accrued Total Interest	Accr. Of Discount Amort. Of Premium Net Accret/Amort Income Earned	Total Income
58770FAC6	Mercedes Benz Auto Lease Trust 2020-A A3 1.84% Due 12/15/2022	01/21/2020 01/29/2020 684,970.31	785,673.58 0.00 100,793.55 684,880.03	642.59 1,204.86 560.15 1,122.42	0.00 0.00 0.00 1,122.42	1,122.42
58989V2D5	Met Tower Global Funding Note 1.25% Due 09/14/2026	09/07/2021 09/14/2021 1,715,000.00	1,713,422.20 0.00 0.00 1,713,422.20	1,012.33 0.00 2,798.78 1,786.45	0.00 0.00 0.00 1,786.45	1,786.45
65479JAD5	Nissan Auto Receivables Owner 2019-C A3 1.93% Due 07/15/2024	10/16/2019 10/23/2019 1,665,730.53	1,801,726.01 0.00 136,083.43 1,665,642.58	1,545.56 2,897.93 1,428.83 2,781.20	0.00 0.00 0.00 2,781.20	2,781.20
69353RFE3	PNC Bank Callable Note Cont 6/28/2022 2.45% Due 07/28/2022	07/25/2017 07/28/2017 3,050,000.00	3,049,725.50 0.00 0.00 3,049,725.50	13,076.88 0.00 19,303.96 6,227.08	0.00 0.00 0.00 6,227.08	6,227.08
69371RP59	Paccar Financial Corp Note 3.4% Due 08/09/2023	08/06/2018 08/09/2018 2,300,000.00	2,299,057.00 0.00 0.00 2,299,057.00	11,295.56 0.00 17,812.22 6,516.66	0.00 0.00 0.00 6,516.66	6,516.66
69371RQ25	Paccar Financial Corp Note 2.15% Due 08/15/2024	08/08/2019 08/15/2019 715,000.00	713,419.85 0.00 0.00 713,419.85	1,964.26 0.00 3,245.31 1,281.05	0.00 0.00 0.00 1,281.05	1,281.05
78015K7C2	Royal Bank of Canada Note 2.25% Due 11/01/2024	12/05/2019 12/09/2019 3,600,000.00	3,598,128.00 0.00 0.00 3,598,128.00	33,750.00 0.00 40,500.00 6,750.00	0.00 0.00 0.00 6,750.00	6,750.00
79466LAG9	Salesforce.com Inc Callable Note Cont 7/15/2022 0.625% Due 07/15/2024	06/29/2021 07/12/2021 625,000.00	624,681.25 0.00 0.00 624,681.25	857.20 0.00 1,182.73 325.53	0.00 0.00 0.00 325.53	325.53
808513AT2	Charles Schwab Corp Callable Note Cont 12/25/2022 2.65% Due 01/25/2023	Various Various 2,250,000.00	2,273,392.50 0.00 0.00 2,273,392.50	10,931.25 0.00 15,900.00 4,968.75	0.00 0.00 0.00 4,968.75	4,968.75

City of Corona Consolidated

Income Earned



Account #10003

As of October 31, 2021

CUSIP	Security Description	Trade Date Settle Date Units	Book Value: Begin Book Value: Acq Book Value: Disp Book Value: End	Prior Accrued Inc. Received Ending Accrued Total Interest	Accr. Of Discount Amort. Of Premium Net Accret/Amort Income Earned	Total Income
808513BN4	Charles Schwab Corp Callable Note Cont 2/18/2024 0.75% Due 03/18/2024	03/16/2021 03/18/2021 1,775,000.00	1,774,112.50 0.00 0.00 1,774,112.50	480.73 0.00 1,590.10 1,109.37	0.00 0.00 0.00 1,109.37	1,109.37
89114QC48	Toronto Dominion Bank Note 3.5% Due 07/19/2023	07/27/2018 07/31/2018 1,910,000.00	1,904,461.00 0.00 0.00 1,904,461.00	13,370.00 0.00 18,940.83 5,570.83	0.00 0.00 0.00 5,570.83	5,570.83
89114QCB2	Toronto Dominion Bank Note 3.25% Due 03/11/2024	03/26/2019 03/28/2019 1,270,000.00	1,286,078.20 0.00 0.00 1,286,078.20	2,293.06 0.00 5,732.64 3,439.58	0.00 0.00 0.00 3,439.58	3,439.58
89236TJK2	Toyota Motor Credit Corp Note 1.125% Due 06/18/2026	06/15/2021 06/18/2021 3,325,000.00	3,323,537.00 0.00 0.00 3,323,537.00	10,702.34 0.00 13,819.53 3,117.19	0.00 0.00 0.00 3,117.19	3,117.19
89236XAC0	Toyota Auto Receivables 2020-D A3 0.35% Due 01/15/2025	10/06/2020 10/13/2020 1,290,000.00	1,289,759.67 0.00 0.00 1,289,759.67	200.67 376.25 200.67 376.25	0.00 0.00 0.00 376.25	376.25
89238TAD5	Toyota Auto Receivables Trust 2018-B A3 Due 09/15/2022	07/25/2019 07/29/2019 0.00	97,097.52 0.00 97,097.52 0.00	126.40 237.02 0.00 110.62	0.00 0.00 0.00 110.62	110.62
89240BAC2	Toyota Auto Receivables Owners 2021-A A3 0.26% Due 05/15/2025	02/02/2021 02/08/2021 2,825,000.00	2,824,475.68 0.00 0.00 2,824,475.68	326.44 612.08 326.44 612.08	0.00 0.00 0.00 612.08	612.08
90331HPL1	US Bank NA Callable Note Cont 12/21/2024 2.05% Due 01/21/2025	01/16/2020 01/21/2020 4,145,000.00	4,136,171.15 0.00 0.00 4,136,171.15	16,522.43 0.00 23,603.47 7,081.04	0.00 0.00 0.00 7,081.04	7,081.04
9128283D0	US Treasury Note 2.25% Due 10/31/2024	11/07/2019 11/08/2019 4,000,000.00	4,090,468.75 0.00 0.00 4,090,468.75	37,663.04 45,000.00 248.62 7,585.58	0.00 0.00 0.00 7,585.58	7,585.58

City of Corona Consolidated

Income Earned



Account #10003

As of October 31, 2021

CUSIP	Security Description	Trade Date Settle Date Units	Book Value: Begin Book Value: Acq Book Value: Disp Book Value: End	Prior Accrued Inc. Received Ending Accrued Total Interest	Accr. Of Discount Amort. Of Premium Net Accret/Amort Income Earned	Total Income
912828B66	US Treasury Note 2.75% Due 02/15/2024	Various Various 5,000,000.00	5,121,796.88 0.00 0.00 5,121,796.88	17,561.14 0.00 29,144.02 11,582.88	0.00 0.00 0.00 11,582.88	11,582.88
912828D56	US Treasury Note 2.375% Due 08/15/2024	12/12/2019 12/13/2019 5,000,000.00	5,140,234.38 0.00 0.00 5,140,234.38	15,166.44 0.00 25,169.84 10,003.40	0.00 0.00 0.00 10,003.40	10,003.40
912828J43	US Treasury Note Due 02/28/2022	03/13/2017 03/15/2017 0.00	1,217,577.59 0.00 1,217,577.59 0.00	1,858.29 2,806.77 0.00 948.48	0.00 0.00 0.00 948.48	948.48
912828L24	US Treasury Note 1.875% Due 08/31/2022	10/17/2017 10/18/2017 4,500,000.00	4,478,906.25 0.00 0.00 4,478,906.25	7,225.48 0.00 14,450.97 7,225.49	0.00 0.00 0.00 7,225.49	7,225.49
912828N30	US Treasury Note 2.125% Due 12/31/2022	01/25/2018 01/26/2018 4,800,000.00	4,725,375.00 0.00 0.00 4,725,375.00	25,777.17 0.00 34,369.57 8,592.40	0.00 0.00 0.00 8,592.40	8,592.40
912828T91	US Treasury Note 1.625% Due 10/31/2023	05/29/2019 05/30/2019 5,000,000.00	4,909,960.94 0.00 0.00 4,909,960.94	34,001.36 40,625.00 224.45 6,848.09	0.00 0.00 0.00 6,848.09	6,848.09
912828V23	US Treasury Note 2.25% Due 12/31/2023	06/21/2019 06/24/2019 4,500,000.00	4,588,417.97 0.00 0.00 4,588,417.97	25,587.64 0.00 34,116.85 8,529.21	0.00 0.00 0.00 8,529.21	8,529.21
912828X70	US Treasury Note 2% Due 04/30/2024	Various Various 4,800,000.00	4,833,281.25 0.00 0.00 4,833,281.25	40,173.92 48,000.00 265.20 8,091.28	0.00 0.00 0.00 8,091.28	8,091.28
912828XG0	US Treasury Note 2.125% Due 06/30/2022	08/15/2017 08/17/2017 900,000.00	4,056,732.15 0.00 3,143,967.42 912,764.73	21,480.98 19,869.90 6,444.29 4,833.21	0.00 0.00 0.00 4,833.21	4,833.21

City of Corona Consolidated

Income Earned



Account #10003

As of October 31, 2021

CUSIP	Security Description	Trade Date Settle Date Units	Book Value: Begin Book Value: Acq Book Value: Disp Book Value: End	Prior Accrued Inc. Received Ending Accrued Total Interest	Accr. Of Discount Amort. Of Premium Net Accret/Amort Income Earned	Total Income
912828XX3	US Treasury Note 2% Due 06/30/2024	Various Various 4,900,000.00	4,942,253.91 0.00 0.00 4,942,253.91	24,766.30 0.00 33,021.74 8,255.44	0.00 0.00 0.00 8,255.44	8,255.44
912828ZC7	US Treasury Note 1.125% Due 02/28/2025	03/18/2020 03/19/2020 7,000,000.00	7,108,007.81 0.00 0.00 7,108,007.81	6,743.78 0.00 13,487.57 6,743.79	0.00 0.00 0.00 6,743.79	6,743.79
91282CAB7	US Treasury Note 0.25% Due 07/31/2025	03/12/2021 03/15/2021 6,000,000.00	5,879,062.50 0.00 0.00 5,879,062.50	2,527.17 0.00 3,790.76 1,263.59	0.00 0.00 0.00 1,263.59	1,263.59
91282CAM3	US Treasury Note 0.25% Due 09/30/2025	03/29/2021 03/30/2021 3,200,000.00	3,130,375.00 0.00 0.00 3,130,375.00	21.98 0.00 703.30 681.32	0.00 0.00 0.00 681.32	681.32
91282CAT8	US Treasury Note 0.25% Due 10/31/2025	02/19/2021 02/22/2021 6,000,000.00	5,923,125.00 0.00 0.00 5,923,125.00	6,277.17 7,500.00 41.44 1,264.27	0.00 0.00 0.00 1,264.27	1,264.27
91282CAZ4	US Treasury Note 0.375% Due 11/30/2025	03/26/2021 03/29/2021 3,800,000.00	3,731,867.19 0.00 0.00 3,731,867.19	4,788.93 0.00 5,995.90 1,206.97	0.00 0.00 0.00 1,206.97	1,206.97
91282CBR1	US Treasury Note 0.25% Due 03/15/2024	03/30/2021 03/31/2021 2,900,000.00	2,892,976.56 0.00 0.00 2,892,976.56	320.44 0.00 941.30 620.86	0.00 0.00 0.00 620.86	620.86
91282CCW9	US Treasury Note 0.75% Due 08/31/2026	09/23/2021 09/24/2021 1,570,000.00	1,558,899.61 0.00 0.00 1,558,899.61	1,008.36 0.00 2,016.71 1,008.35	0.00 0.00 0.00 1,008.35	1,008.35
91282CCZ2	US Treasury Note 0.875% Due 09/30/2026	10/18/2021 10/19/2021 3,130,000.00	0.00 3,083,172.27 0.00 3,083,172.27	0.00 (1,429.57) 2,407.69 978.12	0.00 0.00 0.00 978.12	978.12

City of Corona Consolidated

Account #10003

Income Earned

As of October 31, 2021



CUSIP	Security Description	Trade Date Settle Date Units	Book Value: Begin Book Value: Acq Book Value: Disp Book Value: End	Prior Accrued Inc. Received Ending Accrued Total Interest	Accr. Of Discount Amort. Of Premium Net Accret/Amort Income Earned	Total Income
91324PEC2	United Health Group Inc Callable Note Cont 4/15/2026 1.15% Due 05/15/2026	Various Various 805,000.00	807,605.05 0.00 0.00 807,605.05	3,394.42 0.00 4,165.88 771.46	0.00 0.00 0.00 771.46	771.46
92290BAA9	Verizon Owner Trust 2020-B A 0.47% Due 02/20/2025	08/04/2020 08/12/2020 2,260,000.00	2,259,525.40 0.00 0.00 2,259,525.40	324.56 885.17 324.56 885.17	0.00 0.00 0.00 885.17	885.17
92348AAA3	Verizon Owner Trust 2019-C A1A 1.94% Due 04/22/2024	10/01/2019 10/08/2019 1,390,000.00	1,389,892.83 0.00 0.00 1,389,892.83	823.96 2,247.17 823.96 2,247.17	0.00 0.00 0.00 2,247.17	2,247.17
931142EK5	Wal-Mart Stores Callable Note Cont 5/26/2023 3.4% Due 06/26/2023	05/08/2019 05/13/2019 2,000,000.00	2,056,900.00 0.00 0.00 2,056,900.00	17,944.44 0.00 23,611.11 5,666.67	0.00 0.00 0.00 5,666.67	5,666.67
931142ERO	Wal-Mart Stores Callable Note Cont 08/17/2026 1.05% Due 09/17/2026	09/08/2021 09/17/2021 785,000.00	783,516.35 0.00 0.00 783,516.35	320.54 0.00 1,007.42 686.88	0.00 0.00 0.00 686.88	686.88
			306,725,901.21	1,067,524.56	0.00	
			5,342,662.38	408,775.82	0.00	
			5,386,567.52	1,084,684.51	0.00	
Total Fixed Income		305,588,620.76	306,681,996.07	425,935.77	425,935.77	425,935.77
CASH & EQUIVALENT						
60934N807	Federated Investors Govt Oblig Fund Inst.	Various Various 1,354,984.96	879,410.35 475,574.61 0.00 1,354,984.96	0.00 44.54 0.00 44.54	0.00 0.00 0.00 44.54	44.54

City of Corona Consolidated

Account #10003

Income Earned

As of October 31, 2021



CUSIP	Security Description	Trade Date Settle Date Units	Book Value: Begin Book Value: Acq Book Value: Disp Book Value: End	Prior Accrued Inc. Received Ending Accrued Total Interest	Accr. Of Discount Amort. Of Premium Net Accret/Amort Income Earned	Total Income
89114W7M1	Toronto Dominion Yankee CD 0.24% Due 04/28/2022	04/29/2021 04/30/2021 500,000.00	499,999.98 0.00 0.00 499,999.98	520.00 0.00 623.33 103.33	0.00 0.00 0.00 103.33	103.33
			1,379,410.33	520.00	0.00	
			475,574.61	44.54	0.00	
			0.00	623.33	0.00	
Total Cash & Equivalent		1,854,984.96	1,854,984.94	147.87	147.87	147.87
LOCAL AGENCY INVESTMENT FUND						
90LAIF\$00	Local Agency Investment Fund State Pool	Various Various 68,473,420.92	66,632,774.64 1,840,646.28 0.00 68,473,420.92	35,239.67 40,646.28 11,797.14 17,203.75	0.00 0.00 0.00 17,203.75	17,203.75
			66,632,774.64	35,239.67	0.00	
			1,840,646.28	40,646.28	0.00	
			0.00	11,797.14	0.00	
Total Local Agency Investment Fund		68,473,420.92	68,473,420.92	17,203.75	17,203.75	17,203.75
			374,738,086.18	1,103,284.23	0.00	
			7,658,883.27	449,466.64	0.00	
			5,386,567.52	1,097,104.98	0.00	
TOTAL PORTFOLIO		375,917,026.64	377,010,401.93	443,287.39	443,287.39	443,287.39

City of Corona Consolidated

Account #10003

Cash Flow Report

As of October 31, 2021



Payment Date	Transaction Type	CUSIP	Quantity	Security Description	Principal Amount	Income	Total Amount
11/01/2021	Interest	06367WB85	2,761,000.00	Bank of Montreal Note 1.85% Due 5/1/2025	0.00	25,539.25	25,539.25
11/01/2021	Interest	78015K7C2	3,600,000.00	Royal Bank of Canada Note 2.25% Due 11/1/2024	0.00	40,500.00	40,500.00
11/03/2021	Interest	037833AK6	2,215,000.00	Apple Inc Note 2.4% Due 5/3/2023	0.00	26,580.00	26,580.00
11/07/2021	Interest	3135G06G3	6,300,000.00	FNMA Note 0.5% Due 11/7/2025	0.00	15,750.00	15,750.00
11/08/2021	Interest	14913Q3B3	2,593,000.00	Caterpillar Finl Service Note 2.15% Due 11/8/2024	0.00	27,874.75	27,874.75
11/12/2021	Interest	023135BX3	4,865,000.00	Amazon.com Inc Callable Note Cont 4/12/2026 1% Due 5/12/2026	0.00	24,325.00	24,325.00
11/15/2021	Interest	91324PEC2	805,000.00	United Health Group Inc Callable Note Cont 4/15/2026 1.15% Due 5/15/2026	0.00	4,525.89	4,525.89
11/15/2021	Paydown	44933LAC7	1,340,000.00	Hyundai Auto Receivables Trust 2021-A A3 0.38% Due 9/15/2025	0.00	424.33	424.33
11/15/2021	Paydown	47789JAD8	753,061.66	John Deere Owner Trust 2019-A A3 2.91% Due 7/17/2023	74,507.64	1,826.17	76,333.81
11/15/2021	Paydown	58769EAC2	975,000.00	Mercedes-Benz Auto Lease Trust 2020-B A3 0.4% Due 11/15/2023	0.00	325.00	325.00
11/15/2021	Paydown	65479JAD5	1,665,730.53	Nissan Auto Receivables Owner 2019-C A3 1.93% Due 7/15/2024	48,682.66	2,679.05	51,361.71
11/15/2021	Paydown	44891RAC4	1,640,000.00	Hyundai Auto Receivables Trust 2020-C A3 0.38% Due 5/15/2025	0.00	519.33	519.33
11/15/2021	Paydown	58770FAC6	684,970.31	Mercedes Benz Auto Lease Trust 2020-A A3 1.84% Due 12/15/2022	87,017.96	1,050.29	88,068.25
11/15/2021	Paydown	43813DAC2	980,000.00	Honda Auto Receivables 2020-2 A3 0.82% Due 7/15/2024	29,373.54	669.67	30,043.21
11/15/2021	Paydown	44891VAC5	1,900,000.00	Hyundai Auto Lease Trust 2021-B A3 0.33% Due 6/17/2024	0.00	522.50	522.50
11/15/2021	Paydown	477870AC3	535,720.93	John Deere Owner Trust 2019-B A3 2.21% Due 12/15/2023	20,073.10	986.62	21,059.72

City of Corona Consolidated

Account #10003

Cash Flow Report

As of October 31, 2021



Payment Date	Transaction Type	CUSIP	Quantity	Security Description	Principal Amount	Income	Total Amount
11/15/2021	Paydown	47787NAC3	740,000.00	John Deere Owner Trust 2020-B A3 0.51% Due 11/15/2024	0.00	314.50	314.50
11/15/2021	Paydown	47789KAC7	2,065,000.00	John Deere Owner Trust 2020-A A3 1.1% Due 8/15/2024	58,023.58	1,892.91	59,916.49
11/15/2021	Paydown	89236XAC0	1,290,000.00	Toyota Auto Receivables 2020-D A3 0.35% Due 1/15/2025	35,122.27	376.25	35,498.52
11/15/2021	Paydown	89240BAC2	2,825,000.00	Toyota Auto Receivables Owners 2021-A A3 0.26% Due 5/15/2025	0.00	612.08	612.08
11/15/2021	Paydown	43815NAC8	1,314,498.53	Honda Auto Receivables Trust 2019-3 A3 1.78% Due 8/15/2023	148,699.86	1,949.84	150,649.70
11/15/2021	Paydown	47788EAC2	33,761.68	John Deere Owner Trust 2018-B A3 3.08% Due 11/15/2022	2,522.59	86.65	2,609.24
11/15/2021	Paydown	47789QAC4	1,290,000.00	John Deere Owner Trust 2021-B A3 0.52% Due 3/16/2026	0.00	559.00	559.00
11/16/2021	Paydown	362554AC1	780,000.00	GM Financial Securitized Term 2021-4 A3 0.68% Due 9/16/2026	0.00	368.33	368.33
11/18/2021	Paydown	43813KAC6	1,625,000.00	Honda Auto Receivables Trust 2020-3 A3 0.37% Due 10/18/2024	0.00	501.04	501.04
11/19/2021	Paydown	3137B5JM6	0.00	FHLMC K034 A2 3.531% Due 7/25/2023	0.00	11,328.63	11,328.63
11/19/2021	Paydown	3137BM6P6	0.00	FHLMC K721 A2 3.09% Due 8/25/2022	98,774.24	9,808.57	108,582.81
11/19/2021	Paydown	3137BYPQ7	0.00	FHLMC K726 A2 2.905% Due 4/25/2024	171,033.68	8,413.62	179,447.30
11/20/2021	Paydown	92348AAA3	1,390,000.00	Verizon Owner Trust 2019-C A1A 1.94% Due 4/22/2024	43,343.54	2,247.17	45,590.71
11/20/2021	Paydown	36262XAC8	2,145,000.00	GM Financial Auto Lease Trust 2021-3 A2 0.39% Due 10/21/2024	0.00	697.13	697.13
11/20/2021	Paydown	92290BAA9	2,260,000.00	Verizon Owner Trust 2020-B A 0.47% Due 2/20/2025	56,069.63	885.17	56,954.80
11/21/2021	Paydown	43813GAC5	770,000.00	Honda Auto Receivables Trust 2021-1 A3 0.27% Due 4/21/2025	0.00	173.25	173.25
11/21/2021	Paydown	43815HAC1	30,985.04	Honda Auto Receivables Trust 2018-3 A3 2.95% Due 8/22/2022	2,782.37	76.17	2,858.54

City of Corona Consolidated

Account #10003

Cash Flow Report

As of October 31, 2021



Payment Date	Transaction Type	CUSIP	Quantity	Security Description	Principal Amount	Income	Total Amount
11/25/2021	Interest	3137BM6P6	3,710,373.96	FHLMC K721 A2 3.09% Due 8/25/2022	0.00	9,554.21	9,554.21
11/25/2021	Interest	3137BYPQ7	3,304,518.12	FHLMC K726 A2 2.905% Due 4/25/2024	0.00	7,999.69	7,999.69
11/25/2021	Interest	3137B5JM6	3,850,000.00	FHLMC K034 A2 3.531% Due 7/25/2023	0.00	11,328.63	11,328.63
11/25/2021	Interest	3137B7MZ9	3,750,000.00	FHLMC K036 A2 3.527% Due 10/25/2023	0.00	11,021.87	11,021.87
11/25/2021	Paydown	3137B4WB8	3,350,000.00	FHLMC K033 A2 3.06% Due 7/25/2023	0.00	8,542.50	8,542.50
11/25/2021	Paydown	09690AAC7	950,000.00	BMW Vehicle Lease Trust 2021-2 A3 0.33% Due 12/26/2024	0.00	261.25	261.25
11/30/2021	Interest	91282CAZ4	3,800,000.00	US Treasury Note 0.375% Due 11/30/2025	0.00	7,125.00	7,125.00
NOV 2021					876,026.66	270,221.31	1,146,247.97
12/01/2021	Interest	46647PCH7	3,295,000.00	JP Morgan Chase & Co Callable Note Cont 6/1/2024 0.824% Due 6/1/2025	0.00	13,575.40	13,575.40
12/08/2021	Interest	3130A0F70	3,500,000.00	FHLB Note 3.375% Due 12/8/2023	0.00	59,062.50	59,062.50
12/10/2021	Interest	40139LBC6	3,000,000.00	Guardian Life Glob Fun Note 0.875% Due 12/10/2025	0.00	13,125.00	13,125.00
12/14/2021	Interest	3130A1XJ2	5,500,000.00	FHLB Note 2.875% Due 6/14/2024	0.00	79,062.51	79,062.51
12/15/2021	Paydown	47787NAC3	740,000.00	John Deere Owner Trust 2020-B A3 0.51% Due 11/15/2024	0.00	314.50	314.50
12/15/2021	Paydown	58770FAC6	684,970.31	Mercedes Benz Auto Lease Trust 2020-A A3 1.84% Due 12/15/2022	81,254.53	916.86	82,171.39
12/15/2021	Paydown	65479JAD5	1,665,730.53	Nissan Auto Receivables Owner 2019-C A3 1.93% Due 7/15/2024	48,792.20	2,600.75	51,392.95
12/15/2021	Paydown	89240BAC2	2,825,000.00	Toyota Auto Receivables Owners 2021-A A3 0.26% Due 5/15/2025	0.00	612.08	612.08
12/15/2021	Paydown	43813DAC2	980,000.00	Honda Auto Receivables 2020-2 A3 0.82% Due 7/15/2024	29,393.62	649.59	30,043.21

City of Corona Consolidated

Account #10003

Cash Flow Report

As of October 31, 2021



Payment Date	Transaction Type	CUSIP	Quantity	Security Description	Principal Amount	Income	Total Amount
12/15/2021	Paydown	44891RAC4	1,640,000.00	Hyundai Auto Receivables Trust 2020-C A3 0.38% Due 5/15/2025	0.00	519.33	519.33
12/15/2021	Paydown	44891VAC5	1,900,000.00	Hyundai Auto Lease Trust 2021-B A3 0.33% Due 6/17/2024	0.00	522.50	522.50
12/15/2021	Paydown	47788EAC2	33,761.68	John Deere Owner Trust 2018-B A3 3.08% Due 11/15/2022	2,534.78	80.18	2,614.96
12/15/2021	Paydown	47789KAC7	2,065,000.00	John Deere Owner Trust 2020-A A3 1.1% Due 8/15/2024	58,183.14	1,839.73	60,022.87
12/15/2021	Paydown	47789QAC4	1,290,000.00	John Deere Owner Trust 2021-B A3 0.52% Due 3/16/2026	0.00	559.00	559.00
12/15/2021	Paydown	89236XAC0	1,290,000.00	Toyota Auto Receivables 2020-D A3 0.35% Due 1/15/2025	35,028.27	366.01	35,394.28
12/15/2021	Paydown	43815NAC8	1,314,498.53	Honda Auto Receivables Trust 2019-3 A3 1.78% Due 8/15/2023	142,902.10	1,729.27	144,631.37
12/15/2021	Paydown	44933LAC7	1,340,000.00	Hyundai Auto Receivables Trust 2021-A A3 0.38% Due 9/15/2025	0.00	424.33	424.33
12/15/2021	Paydown	47789JAD8	753,061.66	John Deere Owner Trust 2019-A A3 2.91% Due 7/17/2023	74,683.97	1,645.49	76,329.46
12/15/2021	Paydown	58769EAC2	975,000.00	Mercedes-Benz Auto Lease Trust 2020-B A3 0.4% Due 11/15/2023	0.00	325.00	325.00
12/15/2021	Paydown	477870AC3	535,720.93	John Deere Owner Trust 2019-B A3 2.21% Due 12/15/2023	20,114.92	949.65	21,064.57
12/16/2021	Paydown	362554AC1	780,000.00	GM Financial Securitized Term 2021-4 A3 0.68% Due 9/16/2026	0.00	442.00	442.00
12/17/2021	Interest	3135G04Z3	6,200,000.00	FNMA Note 0.5% Due 6/17/2025	0.00	15,500.00	15,500.00
12/18/2021	Interest	89236TJK2	3,325,000.00	Toyota Motor Credit Corp Note 1.125% Due 6/18/2026	0.00	18,703.13	18,703.13
12/18/2021	Paydown	43813KAC6	1,625,000.00	Honda Auto Receivables Trust 2020-3 A3 0.37% Due 10/18/2024	0.00	501.04	501.04
12/19/2021	Interest	06051GJD2	3,000,000.00	Bank of America Corp Callable Note Cont 6/19/2025 1.319% Due 6/19/2026	0.00	19,785.00	19,785.00
12/19/2021	Interest	3137EAEN5	4,550,000.00	FHLMC Note 2.75% Due 6/19/2023	0.00	62,562.50	62,562.50

City of Corona Consolidated

Account #10003

Cash Flow Report

As of October 31, 2021



Payment Date	Transaction Type	CUSIP	Quantity	Security Description	Principal Amount	Income	Total Amount
12/20/2021	Interest	05531FBG7	3,000,000.00	Truist Financial Corporation Callable Note Cont 5/20/2022 3.05% Due 6/20/2022	0.00	45,750.00	45,750.00
12/20/2021	Paydown	36262XAC8	2,145,000.00	GM Financial Auto Lease Trust 2021-3 A2 0.39% Due 10/21/2024	0.00	697.13	697.13
12/20/2021	Paydown	92290BAA9	2,260,000.00	Verizon Owner Trust 2020-B A 0.47% Due 2/20/2025	56,091.59	863.21	56,954.80
12/20/2021	Paydown	92348AAA3	1,390,000.00	Verizon Owner Trust 2019-C A1A 1.94% Due 4/22/2024	43,441.07	2,177.09	45,618.16
12/21/2021	Paydown	43813GAC5	770,000.00	Honda Auto Receivables Trust 2021-1 A3 0.27% Due 4/21/2025	0.00	173.25	173.25
12/21/2021	Paydown	43815HAC1	30,985.04	Honda Auto Receivables Trust 2018-3 A3 2.95% Due 8/22/2022	2,789.21	69.33	2,858.54
12/23/2021	Interest	46647PCK0	1,565,000.00	JP Morgan Chase & Co Callable Note Cont 6/23/2024 0.969% Due 6/23/2025	0.00	7,582.43	7,582.43
12/24/2021	Interest	166764AH3	3,000,000.00	Chevron Corp Callable Note Cont 3/24/2023 3.191% Due 6/24/2023	0.00	47,865.00	47,865.00
12/25/2021	Interest	3137BYPQ7	3,304,518.12	FHLMC K726 A2 2.905% Due 4/25/2024	0.00	7,999.69	7,999.69
12/25/2021	Interest	3137B5JM6	3,850,000.00	FHLMC K034 A2 3.531% Due 7/25/2023	0.00	11,328.63	11,328.63
12/25/2021	Interest	3137BM6P6	3,710,373.96	FHLMC K721 A2 3.09% Due 8/25/2022	0.00	9,554.21	9,554.21
12/25/2021	Interest	3137B7MZ9	3,750,000.00	FHLMC K036 A2 3.527% Due 10/25/2023	0.00	11,021.87	11,021.87
12/25/2021	Paydown	09690AAC7	950,000.00	BMW Vehicle Lease Trust 2021-2 A3 0.33% Due 12/26/2024	0.00	261.25	261.25
12/25/2021	Paydown	3137B4WB8	3,350,000.00	FHLMC K033 A2 3.06% Due 7/25/2023	0.00	8,542.50	8,542.50
12/26/2021	Interest	931142EK5	2,000,000.00	Wal-Mart Stores Callable Note Cont 5/26/2023 3.4% Due 6/26/2023	0.00	34,000.00	34,000.00
12/31/2021	Interest	912828V23	4,500,000.00	US Treasury Note 2.25% Due 12/31/2023	0.00	50,625.00	50,625.00

City of Corona Consolidated

Account #10003

Cash Flow Report

As of October 31, 2021



Payment Date	Transaction Type	CUSIP	Quantity	Security Description	Principal Amount	Income	Total Amount
12/31/2021	Interest	912828XX3	4,900,000.00	US Treasury Note 2% Due 6/30/2024	0.00	49,000.00	49,000.00
12/31/2021	Interest	912828N30	4,800,000.00	US Treasury Note 2.125% Due 12/31/2022	0.00	51,000.00	51,000.00
12/31/2021	Interest	912828XG0	900,000.00	US Treasury Note 2.125% Due 6/30/2022	0.00	9,562.50	9,562.50
DEC 2021					595,209.40	644,446.44	1,239,655.84
01/07/2022	Interest	3135G0X24	4,220,000.00	FNMA Note 1.625% Due 1/7/2025	0.00	34,287.50	34,287.50
01/14/2022	Interest	02665WCJ8	930,000.00	American Honda Finance Note 3.45% Due 7/14/2023	0.00	16,042.50	16,042.50
01/15/2022	Interest	79466LAG9	625,000.00	Salesforce.com Inc Callable Note Cont 7/15/2022 0.625% Due 7/15/2024	0.00	1,985.68	1,985.68
01/15/2022	Paydown	43815NAC8	1,314,498.53	Honda Auto Receivables Trust 2019-3 A3 1.78% Due 8/15/2023	137,090.33	1,517.30	138,607.63
01/15/2022	Paydown	47789JAD8	753,061.66	John Deere Owner Trust 2019-A A3 2.91% Due 7/17/2023	74,860.72	1,464.38	76,325.10
01/15/2022	Paydown	58769EAC2	975,000.00	Mercedes-Benz Auto Lease Trust 2020-B A3 0.4% Due 11/15/2023	0.00	325.00	325.00
01/15/2022	Paydown	65479JAD5	1,665,730.53	Nissan Auto Receivables Owner 2019-C A3 1.93% Due 7/15/2024	48,901.98	2,522.28	51,424.26
01/15/2022	Paydown	43813DAC2	980,000.00	Honda Auto Receivables 2020-2 A3 0.82% Due 7/15/2024	29,413.70	629.51	30,043.21
01/15/2022	Paydown	44891VAC5	1,900,000.00	Hyundai Auto Lease Trust 2021-B A3 0.33% Due 6/17/2024	0.00	522.50	522.50
01/15/2022	Paydown	477870AC3	535,720.93	John Deere Owner Trust 2019-B A3 2.21% Due 12/15/2023	20,156.82	912.61	21,069.43
01/15/2022	Paydown	47787NAC3	740,000.00	John Deere Owner Trust 2020-B A3 0.51% Due 11/15/2024	0.00	314.50	314.50
01/15/2022	Paydown	47789KAC7	2,065,000.00	John Deere Owner Trust 2020-A A3 1.1% Due 8/15/2024	58,343.14	1,786.39	60,129.53
01/15/2022	Paydown	89236XAC0	1,290,000.00	Toyota Auto Receivables 2020-D A3 0.35% Due 1/15/2025	34,933.24	355.79	35,289.03

City of Corona Consolidated

Account #10003

Cash Flow Report

As of October 31, 2021



Payment Date	Transaction Type	CUSIP	Quantity	Security Description	Principal Amount	Income	Total Amount
01/15/2022	Paydown	89240BAC2	2,825,000.00	Toyota Auto Receivables Owners 2021-A A3 0.26% Due 5/15/2025	0.00	612.08	612.08
01/15/2022	Paydown	47788EAC2	33,761.68	John Deere Owner Trust 2018-B A3 3.08% Due 11/15/2022	2,547.03	73.67	2,620.70
01/15/2022	Paydown	44891RAC4	1,640,000.00	Hyundai Auto Receivables Trust 2020-C A3 0.38% Due 5/15/2025	0.00	519.33	519.33
01/15/2022	Paydown	44933LAC7	1,340,000.00	Hyundai Auto Receivables Trust 2021-A A3 0.38% Due 9/15/2025	0.00	424.33	424.33
01/15/2022	Paydown	47789QAC4	1,290,000.00	John Deere Owner Trust 2021-B A3 0.52% Due 3/16/2026	0.00	559.00	559.00
01/15/2022	Paydown	58770FAC6	684,970.31	Mercedes Benz Auto Lease Trust 2020-A A3 1.84% Due 12/15/2022	75,467.14	792.27	76,259.41
01/16/2022	Interest	57629WDE7	2,272,000.00	Mass Mutual Global funding Note 1.2% Due 7/16/2026	0.00	13,632.00	13,632.00
01/16/2022	Paydown	362554AC1	780,000.00	GM Financial Securitized Term 2021-4 A3 0.68% Due 9/16/2026	0.00	442.00	442.00
01/17/2022	Dividend	90LAIF\$00	2,066,266,354.32	Local Agency Investment Fund State Pool	0.00	11,522.90	11,522.90
01/17/2022	Interest	24422EVN6	2,140,000.00	John Deere Capital Corp Note 0.45% Due 1/17/2024	0.00	4,815.00	4,815.00
01/18/2022	Maturity	4581X0CW6	4,000,000.00	Inter-American Dev Bank Note 2.125% Due 1/18/2022	4,000,000.00	42,500.00	4,042,500.00
01/18/2022	Paydown	43813KAC6	1,625,000.00	Honda Auto Receivables Trust 2020-3 A3 0.37% Due 10/18/2024	0.00	501.04	501.04
01/19/2022	Interest	89114QC48	1,910,000.00	Toronto Dominion Bank Note 3.5% Due 7/19/2023	0.00	33,425.00	33,425.00
01/19/2022	Interest	3135G0T94	5,500,000.00	FNMA Note 2.375% Due 1/19/2023	0.00	65,312.50	65,312.50
01/20/2022	Paydown	92348AAA3	1,390,000.00	Verizon Owner Trust 2019-C A1A 1.94% Due 4/22/2024	43,538.81	2,106.86	45,645.67
01/20/2022	Paydown	36262XAC8	2,145,000.00	GM Financial Auto Lease Trust 2021-3 A2 0.39% Due 10/21/2024	0.00	697.13	697.13
01/20/2022	Paydown	92290BAA9	2,260,000.00	Verizon Owner Trust 2020-B A 0.47% Due 2/20/2025	56,113.56	841.24	56,954.80

City of Corona Consolidated

Account #10003

Cash Flow Report

As of October 31, 2021



Payment Date	Transaction Type	CUSIP	Quantity	Security Description	Principal Amount	Income	Total Amount
01/21/2022	Interest	3137EAEU9	6,300,000.00	FHLMC Note 0.375% Due 7/21/2025	0.00	11,812.50	11,812.50
01/21/2022	Interest	90331HPL1	4,145,000.00	US Bank NA Callable Note Cont 12/21/2024 2.05% Due 1/21/2025	0.00	42,486.25	42,486.25
01/21/2022	Paydown	43813GAC5	770,000.00	Honda Auto Receivables Trust 2021-1 A3 0.27% Due 4/21/2025	0.00	173.25	173.25
01/21/2022	Paydown	43815HAC1	30,985.04	Honda Auto Receivables Trust 2018-3 A3 2.95% Due 8/22/2022	2,796.07	62.47	2,858.54
01/25/2022	Interest	3137B7MZ9	3,750,000.00	FHLMC K036 A2 3.527% Due 10/25/2023	0.00	11,021.87	11,021.87
01/25/2022	Interest	3137B5JM6	3,850,000.00	FHLMC K034 A2 3.531% Due 7/25/2023	0.00	11,328.63	11,328.63
01/25/2022	Interest	3137BYPQ7	3,304,518.12	FHLMC K726 A2 2.905% Due 4/25/2024	0.00	7,999.69	7,999.69
01/25/2022	Interest	808513AT2	2,250,000.00	Charles Schwab Corp Callable Note Cont 12/25/2022 2.65% Due 1/25/2023	0.00	29,812.50	29,812.50
01/25/2022	Interest	3137BM6P6	3,710,373.96	FHLMC K721 A2 3.09% Due 8/25/2022	0.00	9,554.21	9,554.21
01/25/2022	Paydown	3137B4WB8	3,350,000.00	FHLMC K033 A2 3.06% Due 7/25/2023	0.00	8,542.50	8,542.50
01/25/2022	Paydown	09690AAC7	950,000.00	BMW Vehicle Lease Trust 2021-2 A3 0.33% Due 12/26/2024	0.00	261.25	261.25
01/28/2022	Interest	69353RFE3	3,050,000.00	PNC Bank Callable Note Cont 6/28/2022 2.45% Due 7/28/2022	0.00	37,362.50	37,362.50
01/31/2022	Interest	91282CAB7	6,000,000.00	US Treasury Note 0.25% Due 7/31/2025	0.00	7,500.00	7,500.00
JAN 2022					4,584,162.54	419,359.91	5,003,522.45
02/09/2022	Interest	69371RP59	2,300,000.00	Paccar Financial Corp Note 3.4% Due 8/9/2023	0.00	39,100.00	39,100.00
02/11/2022	Interest	06406RAJ6	3,254,000.00	Bank of NY Mellon Corp Note 3.45% Due 8/11/2023	0.00	56,131.50	56,131.50
02/12/2022	Interest	3137EAEPO	6,575,000.00	FHLMC Note 1.5% Due 2/12/2025	0.00	49,312.50	49,312.50

City of Corona Consolidated

Account #10003

Cash Flow Report

As of October 31, 2021



Payment Date	Transaction Type	CUSIP	Quantity	Security Description	Principal Amount	Income	Total Amount
02/15/2022	Interest	69371RQ25	715,000.00	Paccar Financial Corp Note 2.15% Due 8/15/2024	0.00	7,686.25	7,686.25
02/15/2022	Interest	912828B66	5,000,000.00	US Treasury Note 2.75% Due 2/15/2024	0.00	68,750.00	68,750.00
02/15/2022	Interest	912828D56	5,000,000.00	US Treasury Note 2.375% Due 8/15/2024	0.00	59,375.00	59,375.00
02/15/2022	Paydown	43815NAC8	1,314,498.53	Honda Auto Receivables Trust 2019-3 A3 1.78% Due 8/15/2023	131,264.50	1,313.95	132,578.45
02/15/2022	Paydown	44933LAC7	1,340,000.00	Hyundai Auto Receivables Trust 2021-A A3 0.38% Due 9/15/2025	0.00	424.33	424.33
02/15/2022	Paydown	47787NAC3	740,000.00	John Deere Owner Trust 2020-B A3 0.51% Due 11/15/2024	0.00	314.50	314.50
02/15/2022	Paydown	47789QAC4	1,290,000.00	John Deere Owner Trust 2021-B A3 0.52% Due 3/16/2026	0.00	559.00	559.00
02/15/2022	Paydown	58770FAC6	684,970.31	Mercedes Benz Auto Lease Trust 2020-A A3 1.84% Due 12/15/2022	69,655.71	676.55	70,332.26
02/15/2022	Paydown	65479JAD5	1,665,730.53	Nissan Auto Receivables Owner 2019-C A3 1.93% Due 7/15/2024	49,012.01	2,443.63	51,455.64
02/15/2022	Paydown	89240BAC2	2,825,000.00	Toyota Auto Receivables Owners 2021-A A3 0.26% Due 5/15/2025	0.00	612.08	612.08
02/15/2022	Paydown	47789JAD8	753,061.66	John Deere Owner Trust 2019-A A3 2.91% Due 7/17/2023	75,037.89	1,282.85	76,320.74
02/15/2022	Paydown	58769EAC2	975,000.00	Mercedes-Benz Auto Lease Trust 2020-B A3 0.4% Due 11/15/2023	85,297.86	325.00	85,622.86
02/15/2022	Paydown	43813DAC2	980,000.00	Honda Auto Receivables 2020-2 A3 0.82% Due 7/15/2024	29,433.80	609.41	30,043.21
02/15/2022	Paydown	44891RAC4	1,640,000.00	Hyundai Auto Receivables Trust 2020-C A3 0.38% Due 5/15/2025	0.00	519.33	519.33
02/15/2022	Paydown	44891VAC5	1,900,000.00	Hyundai Auto Lease Trust 2021-B A3 0.33% Due 6/17/2024	0.00	522.50	522.50
02/15/2022	Paydown	47788EAC2	33,761.68	John Deere Owner Trust 2018-B A3 3.08% Due 11/15/2022	2,559.34	67.14	2,626.48
02/15/2022	Paydown	47789KAC7	2,065,000.00	John Deere Owner Trust 2020-A A3 1.1% Due 8/15/2024	58,503.58	1,732.91	60,236.49

City of Corona Consolidated

Account #10003

Cash Flow Report

As of October 31, 2021



Payment Date	Transaction Type	CUSIP	Quantity	Security Description	Principal Amount	Income	Total Amount
02/15/2022	Paydown	89236XAC0	1,290,000.00	Toyota Auto Receivables 2020-D A3 0.35% Due 1/15/2025	34,837.17	345.60	35,182.77
02/15/2022	Paydown	477870AC3	535,720.93	John Deere Owner Trust 2019-B A3 2.21% Due 12/15/2023	20,198.82	875.48	21,074.30
02/16/2022	Paydown	362554AC1	780,000.00	GM Financial Securitized Term 2021-4 A3 0.68% Due 9/16/2026	0.00	442.00	442.00
02/18/2022	Paydown	43813KAC6	1,625,000.00	Honda Auto Receivables Trust 2020-3 A3 0.37% Due 10/18/2024	0.00	501.04	501.04
02/19/2022	Paydown	3137BM6P6	3,710,373.96	FHLMC K721 A2 3.09% Due 8/25/2022	35,348.12	72.81	35,420.93
02/20/2022	Paydown	92348AAA3	1,390,000.00	Verizon Owner Trust 2019-C A1A 1.94% Due 4/22/2024	43,636.77	2,036.48	45,673.25
02/20/2022	Paydown	92290BAA9	2,260,000.00	Verizon Owner Trust 2020-B A 0.47% Due 2/20/2025	56,135.54	819.26	56,954.80
02/20/2022	Paydown	36262XAC8	2,145,000.00	GM Financial Auto Lease Trust 2021-3 A2 0.39% Due 10/21/2024	0.00	697.13	697.13
02/21/2022	Paydown	43813GAC5	770,000.00	Honda Auto Receivables Trust 2021-1 A3 0.27% Due 4/21/2025	0.00	173.25	173.25
02/21/2022	Paydown	43815HAC1	30,985.04	Honda Auto Receivables Trust 2018-3 A3 2.95% Due 8/22/2022	2,802.94	55.60	2,858.54
02/25/2022	Interest	3135G05X7	6,285,000.00	FNMA Note 0.375% Due 8/25/2025	0.00	11,784.38	11,784.38
02/25/2022	Interest	3137B7MZ9	3,750,000.00	FHLMC K036 A2 3.527% Due 10/25/2023	0.00	11,021.87	11,021.87
02/25/2022	Interest	3137B5JM6	3,850,000.00	FHLMC K034 A2 3.531% Due 7/25/2023	0.00	11,328.63	11,328.63
02/25/2022	Interest	3137BM6P6	3,710,373.96	FHLMC K721 A2 3.09% Due 8/25/2022	0.00	9,463.19	9,463.19
02/25/2022	Interest	3137BYQP7	3,304,518.12	FHLMC K726 A2 2.905% Due 4/25/2024	0.00	7,999.69	7,999.69
02/25/2022	Paydown	3137B4WB8	3,350,000.00	FHLMC K033 A2 3.06% Due 7/25/2023	0.00	8,542.50	8,542.50
02/25/2022	Paydown	09690AAC7	950,000.00	BMW Vehicle Lease Trust 2021-2 A3 0.33% Due 12/26/2024	0.00	261.25	261.25

City of Corona Consolidated

Account #10003

Cash Flow Report

As of October 31, 2021



Payment Date	Transaction Type	CUSIP	Quantity	Security Description	Principal Amount	Income	Total Amount
02/28/2022	Interest	91282CCW9	1,570,000.00	US Treasury Note 0.75% Due 8/31/2026	0.00	5,887.50	5,887.50
02/28/2022	Interest	912828ZC7	7,000,000.00	US Treasury Note 1.125% Due 2/28/2025	0.00	39,375.00	39,375.00
02/28/2022	Interest	912828L24	4,500,000.00	US Treasury Note 1.875% Due 8/31/2022	0.00	42,187.50	42,187.50
FEB 2022					693,724.05	445,628.59	1,139,352.64
03/05/2022	Interest	06051GHF9	2,550,000.00	Bank of America Corp Callable Note 1X 3/5/2023 3.55% Due 3/5/2024	0.00	45,262.50	45,262.50
03/06/2022	Interest	24422ETG4	1,500,000.00	John Deere Capital Corp Note 2.8% Due 3/6/2023	0.00	21,000.00	21,000.00
03/08/2022	Interest	3130A0XE5	1,000,000.00	FHLB Note 3.25% Due 3/8/2024	0.00	16,250.00	16,250.00
03/08/2022	Interest	3130AB3H7	4,000,000.00	FHLB Note 2.375% Due 3/8/2024	0.00	47,500.00	47,500.00
03/11/2022	Interest	89114QCB2	1,270,000.00	Toronto Dominion Bank Note 3.25% Due 3/11/2024	0.00	20,637.50	20,637.50
03/13/2022	Interest	3130A2UW4	4,000,000.00	FHLB Note 2.875% Due 9/13/2024	0.00	57,500.00	57,500.00
03/14/2022	Interest	4581X0CZ9	3,600,000.00	Inter-American Dev Bank Note 1.75% Due 9/14/2022	0.00	31,500.00	31,500.00
03/14/2022	Interest	58989V2D5	1,715,000.00	Met Tower Global Funding Note 1.25% Due 9/14/2026	0.00	10,718.75	10,718.75
03/15/2022	Interest	084670BR8	2,500,000.00	Berkshire Hathaway Callable Note Cont 1/15/2023 2.75% Due 3/15/2023	0.00	34,375.00	34,375.00
03/15/2022	Interest	91282CBR1	2,900,000.00	US Treasury Note 0.25% Due 3/15/2024	0.00	3,625.00	3,625.00
03/15/2022	Paydown	43813DAC2	980,000.00	Honda Auto Receivables 2020-2 A3 0.82% Due 7/15/2024	29,453.91	589.30	30,043.21
03/15/2022	Paydown	43815NAC8	1,314,498.53	Honda Auto Receivables Trust 2019-3 A3 1.78% Due 8/15/2023	125,424.59	1,119.24	126,543.83
03/15/2022	Paydown	44891VAC5	1,900,000.00	Hyundai Auto Lease Trust 2021-B A3 0.33% Due 6/17/2024	0.00	522.50	522.50

City of Corona Consolidated

Account #10003

Cash Flow Report

As of October 31, 2021



Payment Date	Transaction Type	CUSIP	Quantity	Security Description	Principal Amount	Income	Total Amount
03/15/2022	Paydown	47787NAC3	740,000.00	John Deere Owner Trust 2020-B A3 0.51% Due 11/15/2024	32,035.51	314.50	32,350.01
03/15/2022	Paydown	47789KAC7	2,065,000.00	John Deere Owner Trust 2020-A A3 1.1% Due 8/15/2024	58,664.47	1,679.29	60,343.76
03/15/2022	Paydown	65479JAD5	1,665,730.53	Nissan Auto Receivables Owner 2019-C A3 1.93% Due 7/15/2024	49,122.29	2,364.80	51,487.09
03/15/2022	Paydown	89236XAC0	1,290,000.00	Toyota Auto Receivables 2020-D A3 0.35% Due 1/15/2025	34,740.05	335.44	35,075.49
03/15/2022	Paydown	89240BAC2	2,825,000.00	Toyota Auto Receivables Owners 2021-A A3 0.26% Due 5/15/2025	0.00	612.08	612.08
03/15/2022	Paydown	477870AC3	535,720.93	John Deere Owner Trust 2019-B A3 2.21% Due 12/15/2023	20,240.90	838.28	21,079.18
03/15/2022	Paydown	47789JAD8	753,061.66	John Deere Owner Trust 2019-A A3 2.91% Due 7/17/2023	75,215.48	1,100.88	76,316.36
03/15/2022	Paydown	58769EAC2	975,000.00	Mercedes-Benz Auto Lease Trust 2020-B A3 0.4% Due 11/15/2023	84,563.12	296.57	84,859.69
03/15/2022	Paydown	47789QAC4	1,290,000.00	John Deere Owner Trust 2021-B A3 0.52% Due 3/16/2026	0.00	559.00	559.00
03/15/2022	Paydown	44891RAC4	1,640,000.00	Hyundai Auto Receivables Trust 2020-C A3 0.38% Due 5/15/2025	0.00	519.33	519.33
03/15/2022	Paydown	44933LAC7	1,340,000.00	Hyundai Auto Receivables Trust 2021-A A3 0.38% Due 9/15/2025	0.00	424.33	424.33
03/15/2022	Paydown	47788EAC2	33,761.68	John Deere Owner Trust 2018-B A3 3.08% Due 11/15/2022	2,571.71	60.57	2,632.28
03/15/2022	Paydown	58770FAC6	684,970.31	Mercedes Benz Auto Lease Trust 2020-A A3 1.84% Due 12/15/2022	63,820.14	569.75	64,389.89
03/16/2022	Paydown	362554AC1	780,000.00	GM Financial Securitized Term 2021-4 A3 0.68% Due 9/16/2026	0.00	442.00	442.00
03/17/2022	Interest	931142ER0	785,000.00	Wal-Mart Stores Callable Note Cont 08/17/2026 1.05% Due 9/17/2026	0.00	4,121.25	4,121.25
03/18/2022	Interest	808513BN4	1,775,000.00	Charles Schwab Corp Callable Note Cont 2/18/2024 0.75% Due 3/18/2024	0.00	6,656.25	6,656.25
03/18/2022	Paydown	43813KAC6	1,625,000.00	Honda Auto Receivables Trust 2020-3 A3 0.37% Due 10/18/2024	77,142.63	501.04	77,643.67

City of Corona Consolidated

Account #10003

Cash Flow Report

As of October 31, 2021



Payment Date	Transaction Type	CUSIP	Quantity	Security Description	Principal Amount	Income	Total Amount
03/19/2022	Paydown	3137BM6P6	3,710,373.96	FHLMC K721 A2 3.09% Due 8/25/2022	260,319.42	536.26	260,855.68
03/20/2022	Paydown	92348AAA3	1,390,000.00	Verizon Owner Trust 2019-C A1A 1.94% Due 4/22/2024	43,734.95	1,965.93	45,700.88
03/20/2022	Paydown	36262XAC8	2,145,000.00	GM Financial Auto Lease Trust 2021-3 A2 0.39% Due 10/21/2024	0.00	697.13	697.13
03/20/2022	Paydown	92290BAA9	2,260,000.00	Verizon Owner Trust 2020-B A 0.47% Due 2/20/2025	56,157.53	797.27	56,954.80
03/21/2022	Paydown	43813GAC5	770,000.00	Honda Auto Receivables Trust 2021-1 A3 0.27% Due 4/21/2025	0.00	173.25	173.25
03/21/2022	Paydown	43815HAC1	30,985.04	Honda Auto Receivables Trust 2018-3 A3 2.95% Due 8/22/2022	2,809.83	48.71	2,858.54
03/23/2022	Interest	3137EAEX3	6,295,000.00	FHLMC Note 0.375% Due 9/23/2025	0.00	11,803.13	11,803.13
03/25/2022	Interest	3137B7MZ9	3,750,000.00	FHLMC K036 A2 3.527% Due 10/25/2023	0.00	11,021.87	11,021.87
03/25/2022	Interest	3137BM6P6	3,710,373.96	FHLMC K721 A2 3.09% Due 8/25/2022	0.00	8,792.87	8,792.87
03/25/2022	Interest	3137B5JM6	3,850,000.00	FHLMC K034 A2 3.531% Due 7/25/2023	0.00	11,328.63	11,328.63
03/25/2022	Interest	3137BYPQ7	3,304,518.12	FHLMC K726 A2 2.905% Due 4/25/2024	0.00	7,999.69	7,999.69
03/25/2022	Paydown	09690AAC7	950,000.00	BMW Vehicle Lease Trust 2021-2 A3 0.33% Due 12/26/2024	0.00	261.25	261.25
03/25/2022	Paydown	3137B4WB8	3,350,000.00	FHLMC K033 A2 3.06% Due 7/25/2023	0.00	8,542.50	8,542.50
03/31/2022	Interest	91282CAM3	3,200,000.00	US Treasury Note 0.25% Due 9/30/2025	0.00	4,000.00	4,000.00
03/31/2022	Interest	91282CCZ2	3,130,000.00	US Treasury Note 0.875% Due 9/30/2026	0.00	13,693.75	13,693.75
MAR 2022					1,016,016.53	393,657.39	1,409,673.92
04/01/2022	Interest	13063DRK6	3,385,000.00	California State Taxable GO 2.4% Due 10/1/2024	0.00	40,620.00	40,620.00

City of Corona Consolidated

Account #10003

Cash Flow Report

As of October 31, 2021



Payment Date	Transaction Type	CUSIP	Quantity	Security Description	Principal Amount	Income	Total Amount
04/10/2022	Interest	02665WCQ2	2,260,000.00	American Honda Finance Note 3.625% Due 10/10/2023	0.00	40,962.50	40,962.50
04/15/2022	Interest	3135G0W66	3,500,000.00	FNMA Note 1.625% Due 10/15/2024	0.00	28,437.50	28,437.50
04/15/2022	Paydown	477870AC3	535,720.93	John Deere Owner Trust 2019-B A3 2.21% Due 12/15/2023	20,283.06	801.01	21,084.07
04/15/2022	Paydown	47787NAC3	740,000.00	John Deere Owner Trust 2020-B A3 0.51% Due 11/15/2024	32,048.07	300.88	32,348.95
04/15/2022	Paydown	47789QAC4	1,290,000.00	John Deere Owner Trust 2021-B A3 0.52% Due 3/16/2026	0.00	559.00	559.00
04/15/2022	Paydown	89240BAC2	2,825,000.00	Toyota Auto Receivables Owners 2021-A A3 0.26% Due 5/15/2025	0.00	612.08	612.08
04/15/2022	Paydown	44891RAC4	1,640,000.00	Hyundai Auto Receivables Trust 2020-C A3 0.38% Due 5/15/2025	0.00	519.33	519.33
04/15/2022	Paydown	47789JAD8	753,061.66	John Deere Owner Trust 2019-A A3 2.91% Due 7/17/2023	75,393.49	918.48	76,311.97
04/15/2022	Paydown	58769EAC2	975,000.00	Mercedes-Benz Auto Lease Trust 2020-B A3 0.4% Due 11/15/2023	83,828.02	268.38	84,096.40
04/15/2022	Paydown	43815NAC8	1,314,498.53	Honda Auto Receivables Trust 2019-3 A3 1.78% Due 8/15/2023	119,570.58	933.19	120,503.77
04/15/2022	Paydown	44933LAC7	1,340,000.00	Hyundai Auto Receivables Trust 2021-A A3 0.38% Due 9/15/2025	0.00	424.33	424.33
04/15/2022	Paydown	58770FAC6	684,970.31	Mercedes Benz Auto Lease Trust 2020-A A3 1.84% Due 12/15/2022	57,960.36	471.89	58,432.25
04/15/2022	Paydown	65479JAD5	1,665,730.53	Nissan Auto Receivables Owner 2019-C A3 1.93% Due 7/15/2024	49,232.82	2,285.79	51,518.61
04/15/2022	Paydown	43813DAC2	980,000.00	Honda Auto Receivables 2020-2 A3 0.82% Due 7/15/2024	29,474.04	569.17	30,043.21
04/15/2022	Paydown	44891VAC5	1,900,000.00	Hyundai Auto Lease Trust 2021-B A3 0.33% Due 6/17/2024	0.00	522.50	522.50
04/15/2022	Paydown	47788EAC2	33,761.68	John Deere Owner Trust 2018-B A3 3.08% Due 11/15/2022	2,584.14	53.97	2,638.11
04/15/2022	Paydown	47789KAC7	2,065,000.00	John Deere Owner Trust 2020-A A3 1.1% Due 8/15/2024	58,825.80	1,625.51	60,451.31

City of Corona Consolidated

Account #10003

Cash Flow Report

As of October 31, 2021



Payment Date	Transaction Type	CUSIP	Quantity	Security Description	Principal Amount	Income	Total Amount
04/15/2022	Paydown	89236XAC0	1,290,000.00	Toyota Auto Receivables 2020-D A3 0.35% Due 1/15/2025	34,641.87	325.31	34,967.18
04/16/2022	Paydown	362554AC1	780,000.00	GM Financial Securitized Term 2021-4 A3 0.68% Due 9/16/2026	0.00	442.00	442.00
04/18/2022	Paydown	43813KAC6	1,625,000.00	Honda Auto Receivables Trust 2020-3 A3 0.37% Due 10/18/2024	77,166.41	477.26	77,643.67
04/19/2022	Paydown	3137BM6P6	3,710,373.96	FHLMC K721 A2 3.09% Due 8/25/2022	261,321.42	538.33	261,859.75
04/20/2022	Interest	4581X0DV7	6,390,000.00	Inter-American Dev Bank Note 0.875% Due 4/20/2026	0.00	27,956.25	27,956.25
04/20/2022	Paydown	92348AAA3	1,390,000.00	Verizon Owner Trust 2019-C A1A 1.94% Due 4/22/2024	43,833.35	1,895.23	45,728.58
04/20/2022	Paydown	36262XAC8	2,145,000.00	GM Financial Auto Lease Trust 2021-3 A2 0.39% Due 10/21/2024	0.00	697.13	697.13
04/20/2022	Paydown	92290BAA9	2,260,000.00	Verizon Owner Trust 2020-B A 0.47% Due 2/20/2025	56,179.52	775.28	56,954.80
04/21/2022	Paydown	43813GAC5	770,000.00	Honda Auto Receivables Trust 2021-1 A3 0.27% Due 4/21/2025	0.00	173.25	173.25
04/21/2022	Paydown	43815HAC1	30,985.04	Honda Auto Receivables Trust 2018-3 A3 2.95% Due 8/22/2022	2,816.74	41.80	2,858.54
04/22/2022	Interest	3135G03U5	5,270,000.00	FNMA Note 0.625% Due 4/22/2025	0.00	16,468.75	16,468.75
04/22/2022	Interest	46647PBK1	1,000,000.00	JP Morgan Chase & Co Callable Note Cont 4/22/2025 2.083% Due 4/22/2026	0.00	10,415.00	10,415.00
04/25/2022	Interest	3137B7MZ9	3,750,000.00	FHLMC K036 A2 3.527% Due 10/25/2023	0.00	11,021.87	11,021.87
04/25/2022	Interest	3137BM6P6	3,710,373.96	FHLMC K721 A2 3.09% Due 8/25/2022	0.00	8,119.96	8,119.96
04/25/2022	Interest	3137BYQP7	3,304,518.12	FHLMC K726 A2 2.905% Due 4/25/2024	0.00	7,999.69	7,999.69
04/25/2022	Interest	3137B5JM6	3,850,000.00	FHLMC K034 A2 3.531% Due 7/25/2023	0.00	11,328.63	11,328.63
04/25/2022	Paydown	09690AAC7	950,000.00	BMW Vehicle Lease Trust 2021-2 A3 0.33% Due 12/26/2024	0.00	261.25	261.25

City of Corona Consolidated

Account #10003

Cash Flow Report

As of October 31, 2021



Payment Date	Transaction Type	CUSIP	Quantity	Security Description	Principal Amount	Income	Total Amount
04/25/2022	Paydown	3137B4WB8	3,350,000.00	FHLMC K033 A2 3.06% Due 7/25/2023	0.00	8,542.50	8,542.50
04/28/2022	Interest	459058JL8	6,300,000.00	Intl. Bank Recon & Development Note 0.5% Due 10/28/2025	0.00	15,750.00	15,750.00
04/28/2022	Maturity	89114W7M1	500,000.00	Toronto Dominion Yankee CD 0.24% Due 4/28/2022	500,000.00	1,216.67	501,216.67
04/30/2022	Interest	912828T91	5,000,000.00	US Treasury Note 1.625% Due 10/31/2023	0.00	40,625.00	40,625.00
04/30/2022	Interest	912828X70	4,800,000.00	US Treasury Note 2% Due 4/30/2024	0.00	48,000.00	48,000.00
04/30/2022	Interest	91282CAT8	6,000,000.00	US Treasury Note 0.25% Due 10/31/2025	0.00	7,500.00	7,500.00
04/30/2022	Interest	9128283D0	4,000,000.00	US Treasury Note 2.25% Due 10/31/2024	0.00	45,000.00	45,000.00
APR 2022					1,505,159.69	386,456.67	1,891,616.36
05/01/2022	Interest	06367WB85	2,761,000.00	Bank of Montreal Note 1.85% Due 5/1/2025	0.00	25,539.25	25,539.25
05/01/2022	Interest	78015K7C2	3,600,000.00	Royal Bank of Canada Note 2.25% Due 11/1/2024	0.00	40,500.00	40,500.00
05/03/2022	Interest	037833AK6	2,215,000.00	Apple Inc Note 2.4% Due 5/3/2023	0.00	26,580.00	26,580.00
05/07/2022	Interest	3135G06G3	6,300,000.00	FNMA Note 0.5% Due 11/7/2025	0.00	15,750.00	15,750.00
05/08/2022	Interest	14913Q3B3	2,593,000.00	Caterpillar Finl Service Note 2.15% Due 11/8/2024	0.00	27,874.75	27,874.75
05/12/2022	Interest	023135BX3	4,865,000.00	Amazon.com Inc Callable Note Cont 4/12/2026 1% Due 5/12/2026	0.00	24,325.00	24,325.00
05/15/2022	Interest	91324PEC2	805,000.00	United Health Group Inc Callable Note Cont 4/15/2026 1.15% Due 5/15/2026	0.00	4,628.75	4,628.75
05/15/2022	Paydown	44891RAC4	1,640,000.00	Hyundai Auto Receivables Trust 2020-C A3 0.38% Due 5/15/2025	0.00	519.33	519.33
05/15/2022	Paydown	44933LAC7	1,340,000.00	Hyundai Auto Receivables Trust 2021-A A3 0.38% Due 9/15/2025	0.00	424.33	424.33

City of Corona Consolidated

Account #10003

Cash Flow Report

As of October 31, 2021



Payment Date	Transaction Type	CUSIP	Quantity	Security Description	Principal Amount	Income	Total Amount
05/15/2022	Paydown	58770FAC6	684,970.31	Mercedes Benz Auto Lease Trust 2020-A A3 1.84% Due 12/15/2022	52,076.26	383.02	52,459.28
05/15/2022	Paydown	43813DAC2	980,000.00	Honda Auto Receivables 2020-2 A3 0.82% Due 7/15/2024	29,494.18	549.03	30,043.21
05/15/2022	Paydown	44891VAC5	1,900,000.00	Hyundai Auto Lease Trust 2021-B A3 0.33% Due 6/17/2024	0.00	522.50	522.50
05/15/2022	Paydown	477870AC3	535,720.93	John Deere Owner Trust 2019-B A3 2.21% Due 12/15/2023	20,325.32	763.65	21,088.97
05/15/2022	Paydown	47787NAC3	740,000.00	John Deere Owner Trust 2020-B A3 0.51% Due 11/15/2024	32,060.62	287.26	32,347.88
05/15/2022	Paydown	47789KAC7	2,065,000.00	John Deere Owner Trust 2020-A A3 1.1% Due 8/15/2024	58,987.58	1,571.58	60,559.16
05/15/2022	Paydown	47789QAC4	1,290,000.00	John Deere Owner Trust 2021-B A3 0.52% Due 3/16/2026	0.00	559.00	559.00
05/15/2022	Paydown	89236XAC0	1,290,000.00	Toyota Auto Receivables 2020-D A3 0.35% Due 1/15/2025	34,542.63	315.20	34,857.83
05/15/2022	Paydown	89240BAC2	2,825,000.00	Toyota Auto Receivables Owners 2021-A A3 0.26% Due 5/15/2025	0.00	612.08	612.08
05/15/2022	Paydown	43815NAC8	1,314,498.53	Honda Auto Receivables Trust 2019-3 A3 1.78% Due 8/15/2023	113,702.41	755.83	114,458.24
05/15/2022	Paydown	47789JAD8	753,061.66	John Deere Owner Trust 2019-A A3 2.91% Due 7/17/2023	75,571.92	735.65	76,307.57
05/15/2022	Paydown	58769EAC2	975,000.00	Mercedes-Benz Auto Lease Trust 2020-B A3 0.4% Due 11/15/2023	83,092.54	240.44	83,332.98
05/15/2022	Paydown	65479JAD5	1,665,730.53	Nissan Auto Receivables Owner 2019-C A3 1.93% Due 7/15/2024	49,343.59	2,206.61	51,550.20
05/15/2022	Paydown	47788EAC2	33,761.68	John Deere Owner Trust 2018-B A3 3.08% Due 11/15/2022	2,596.63	47.33	2,643.96
05/16/2022	Paydown	362554AC1	780,000.00	GM Financial Securitized Term 2021-4 A3 0.68% Due 9/16/2026	0.00	442.00	442.00
05/18/2022	Paydown	43813KAC6	1,625,000.00	Honda Auto Receivables Trust 2020-3 A3 0.37% Due 10/18/2024	77,190.21	453.46	77,643.67
05/19/2022	Paydown	3137BM6P6	3,710,373.96	FHLMC K721 A2 3.09% Due 8/25/2022	826,485.59	1,702.56	828,188.15

City of Corona Consolidated

Account #10003

Cash Flow Report

As of October 31, 2021



Payment Date	Transaction Type	CUSIP	Quantity	Security Description	Principal Amount	Income	Total Amount
05/20/2022	Paydown	92348AAA3	1,390,000.00	Verizon Owner Trust 2019-C A1A 1.94% Due 4/22/2024	43,931.98	1,824.36	45,756.34
05/20/2022	Paydown	36262XAC8	2,145,000.00	GM Financial Auto Lease Trust 2021-3 A2 0.39% Due 10/21/2024	0.00	697.13	697.13
05/20/2022	Paydown	92290BAA9	2,260,000.00	Verizon Owner Trust 2020-B A 0.47% Due 2/20/2025	56,201.53	753.27	56,954.80
05/21/2022	Paydown	43813GAC5	770,000.00	Honda Auto Receivables Trust 2021-1 A3 0.27% Due 4/21/2025	0.00	173.25	173.25
05/21/2022	Paydown	43815HAC1	30,985.04	Honda Auto Receivables Trust 2018-3 A3 2.95% Due 8/22/2022	2,823.66	34.88	2,858.54
05/25/2022	Interest	3137B7MZ9	3,750,000.00	FHLMC K036 A2 3.527% Due 10/25/2023	0.00	11,021.87	11,021.87
05/25/2022	Interest	3137BYPQ7	3,304,518.12	FHLMC K726 A2 2.905% Due 4/25/2024	0.00	7,999.69	7,999.69
05/25/2022	Interest	3137BM6P6	3,710,373.96	FHLMC K721 A2 3.09% Due 8/25/2022	0.00	5,991.77	5,991.77
05/25/2022	Interest	3137B5JM6	3,850,000.00	FHLMC K034 A2 3.531% Due 7/25/2023	0.00	11,328.63	11,328.63
05/25/2022	Paydown	09690AAC7	950,000.00	BMW Vehicle Lease Trust 2021-2 A3 0.33% Due 12/26/2024	0.00	261.25	261.25
05/25/2022	Paydown	3137B4WB8	3,350,000.00	FHLMC K033 A2 3.06% Due 7/25/2023	0.00	8,542.50	8,542.50
05/31/2022	Interest	91282CAZ4	3,800,000.00	US Treasury Note 0.375% Due 11/30/2025	0.00	7,125.00	7,125.00
MAY 2022					1,558,426.65	234,042.21	1,792,468.86
06/01/2022	Interest	46647PCH7	3,295,000.00	JP Morgan Chase & Co Callable Note Cont 6/1/2024 0.824% Due 6/1/2025	0.00	13,575.40	13,575.40
06/08/2022	Interest	3130A0F70	3,500,000.00	FHLB Note 3.375% Due 12/8/2023	0.00	59,062.50	59,062.50
06/10/2022	Interest	40139LBC6	3,000,000.00	Guardian Life Glob Fun Note 0.875% Due 12/10/2025	0.00	13,125.00	13,125.00
06/14/2022	Interest	3130A1XJ2	5,500,000.00	FHLB Note 2.875% Due 6/14/2024	0.00	79,062.51	79,062.51

City of Corona Consolidated

Account #10003

Cash Flow Report

As of October 31, 2021



Payment Date	Transaction Type	CUSIP	Quantity	Security Description	Principal Amount	Income	Total Amount
06/15/2022	Paydown	43815NAC8	1,314,498.53	Honda Auto Receivables Trust 2019-3 A3 1.78% Due 8/15/2023	107,820.08	587.17	108,407.25
06/15/2022	Paydown	44933LAC7	1,340,000.00	Hyundai Auto Receivables Trust 2021-A A3 0.38% Due 9/15/2025	0.00	424.33	424.33
06/15/2022	Paydown	47787NAC3	740,000.00	John Deere Owner Trust 2020-B A3 0.51% Due 11/15/2024	32,073.17	273.64	32,346.81
06/15/2022	Paydown	47789QAC4	1,290,000.00	John Deere Owner Trust 2021-B A3 0.52% Due 3/16/2026	0.00	559.00	559.00
06/15/2022	Paydown	58770FAC6	684,970.31	Mercedes Benz Auto Lease Trust 2020-A A3 1.84% Due 12/15/2022	46,167.76	303.17	46,470.93
06/15/2022	Paydown	65479JAD5	1,665,730.53	Nissan Auto Receivables Owner 2019-C A3 1.93% Due 7/15/2024	49,454.61	2,127.25	51,581.86
06/15/2022	Paydown	89240BAC2	2,825,000.00	Toyota Auto Receivables Owners 2021-A A3 0.26% Due 5/15/2025	127,971.44	612.08	128,583.52
06/15/2022	Paydown	43813DAC2	980,000.00	Honda Auto Receivables 2020-2 A3 0.82% Due 7/15/2024	29,514.34	528.87	30,043.21
06/15/2022	Paydown	44891RAC4	1,640,000.00	Hyundai Auto Receivables Trust 2020-C A3 0.38% Due 5/15/2025	77,809.28	519.33	78,328.61
06/15/2022	Paydown	44891VAC5	1,900,000.00	Hyundai Auto Lease Trust 2021-B A3 0.33% Due 6/17/2024	0.00	522.50	522.50
06/15/2022	Paydown	47788EAC2	33,761.68	John Deere Owner Trust 2018-B A3 3.08% Due 11/15/2022	2,609.18	40.67	2,649.85
06/15/2022	Paydown	47789KAC7	2,065,000.00	John Deere Owner Trust 2020-A A3 1.1% Due 8/15/2024	59,149.79	1,517.51	60,667.30
06/15/2022	Paydown	89236XAC0	1,290,000.00	Toyota Auto Receivables 2020-D A3 0.35% Due 1/15/2025	34,442.31	305.13	34,747.44
06/15/2022	Paydown	47789JAD8	753,061.66	John Deere Owner Trust 2019-A A3 2.91% Due 7/17/2023	75,750.77	552.39	76,303.16
06/15/2022	Paydown	58769EAC2	975,000.00	Mercedes-Benz Auto Lease Trust 2020-B A3 0.4% Due 11/15/2023	82,356.69	212.74	82,569.43
06/15/2022	Paydown	477870AC3	535,720.93	John Deere Owner Trust 2019-B A3 2.21% Due 12/15/2023	20,367.67	726.22	21,093.89
06/16/2022	Paydown	362554AC1	780,000.00	GM Financial Securitized Term 2021-4 A3 0.68% Due 9/16/2026	0.00	442.00	442.00

City of Corona Consolidated

Account #10003

Cash Flow Report

As of October 31, 2021



Payment Date	Transaction Type	CUSIP	Quantity	Security Description	Principal Amount	Income	Total Amount
06/17/2022	Interest	3135G04Z3	6,200,000.00	FNMA Note 0.5% Due 6/17/2025	0.00	15,500.00	15,500.00
06/18/2022	Interest	89236TJK2	3,325,000.00	Toyota Motor Credit Corp Note 1.125% Due 6/18/2026	0.00	18,703.13	18,703.13
06/18/2022	Paydown	43813KAC6	1,625,000.00	Honda Auto Receivables Trust 2020-3 A3 0.37% Due 10/18/2024	77,214.01	429.66	77,643.67
06/19/2022	Interest	06051GJD2	3,000,000.00	Bank of America Corp Callable Note Cont 6/19/2025 1.319% Due 6/19/2026	0.00	19,785.00	19,785.00
06/19/2022	Interest	3137EAEN5	4,550,000.00	FHLMC Note 2.75% Due 6/19/2023	0.00	62,562.50	62,562.50
06/19/2022	Paydown	3137BM6P6	3,710,373.96	FHLMC K721 A2 3.09% Due 8/25/2022	233,425.81	480.86	233,906.67
06/20/2022	Maturity	05531FBG7	3,000,000.00	Truist Financial Corporation Callable Note Cont 5/20/2022 3.05% Due 6/20/2022	3,000,000.00	45,750.00	3,045,750.00
06/20/2022	Paydown	36262XAC8	2,145,000.00	GM Financial Auto Lease Trust 2021-3 A2 0.39% Due 10/21/2024	0.00	697.13	697.13
06/20/2022	Paydown	92290BAA9	2,260,000.00	Verizon Owner Trust 2020-B A 0.47% Due 2/20/2025	56,223.54	731.26	56,954.80
06/20/2022	Paydown	92348AAA3	1,390,000.00	Verizon Owner Trust 2019-C A1A 1.94% Due 4/22/2024	44,030.83	1,753.34	45,784.17
06/21/2022	Paydown	43813GAC5	770,000.00	Honda Auto Receivables Trust 2021-1 A3 0.27% Due 4/21/2025	0.00	173.25	173.25
06/21/2022	Paydown	43815HAC1	30,985.04	Honda Auto Receivables Trust 2018-3 A3 2.95% Due 8/22/2022	2,830.60	27.94	2,858.54
06/23/2022	Interest	46647PCK0	1,565,000.00	JP Morgan Chase & Co Callable Note Cont 6/23/2024 0.969% Due 6/23/2025	0.00	7,582.43	7,582.43
06/24/2022	Interest	166764AH3	3,000,000.00	Chevron Corp Callable Note Cont 3/24/2023 3.191% Due 6/24/2023	0.00	47,865.00	47,865.00
06/25/2022	Interest	3137BM6P6	3,710,373.96	FHLMC K721 A2 3.09% Due 8/25/2022	0.00	5,390.70	5,390.70
06/25/2022	Interest	3137BYPQ7	3,304,518.12	FHLMC K726 A2 2.905% Due 4/25/2024	0.00	7,999.69	7,999.69

City of Corona Consolidated

Account #10003

Cash Flow Report

As of October 31, 2021



Payment Date	Transaction Type	CUSIP	Quantity	Security Description	Principal Amount	Income	Total Amount
06/25/2022	Interest	3137B5JM6	3,850,000.00	FHLMC K034 A2 3.531% Due 7/25/2023	0.00	11,328.63	11,328.63
06/25/2022	Interest	3137B7MZ9	3,750,000.00	FHLMC K036 A2 3.527% Due 10/25/2023	0.00	11,021.87	11,021.87
06/25/2022	Paydown	3137B4WB8	3,350,000.00	FHLMC K033 A2 3.06% Due 7/25/2023	0.00	8,542.50	8,542.50
06/25/2022	Paydown	09690AAC7	950,000.00	BMW Vehicle Lease Trust 2021-2 A3 0.33% Due 12/26/2024	0.00	261.25	261.25
06/26/2022	Interest	931142EK5	2,000,000.00	Wal-Mart Stores Callable Note Cont 5/26/2023 3.4% Due 6/26/2023	0.00	34,000.00	34,000.00
06/30/2022	Interest	912828N30	4,800,000.00	US Treasury Note 2.125% Due 12/31/2022	0.00	51,000.00	51,000.00
06/30/2022	Interest	912828V23	4,500,000.00	US Treasury Note 2.25% Due 12/31/2023	0.00	50,625.00	50,625.00
06/30/2022	Interest	912828XX3	4,900,000.00	US Treasury Note 2% Due 6/30/2024	0.00	49,000.00	49,000.00
06/30/2022	Maturity	912828XG0	900,000.00	US Treasury Note 2.125% Due 6/30/2022	900,000.00	9,562.50	909,562.50
JUN 2022					5,059,211.88	635,853.05	5,695,064.93
07/07/2022	Interest	3135G0X24	4,220,000.00	FNMA Note 1.625% Due 1/7/2025	0.00	34,287.50	34,287.50
07/14/2022	Interest	02665WCJ8	930,000.00	American Honda Finance Note 3.45% Due 7/14/2023	0.00	16,042.50	16,042.50
07/15/2022	Interest	79466LAG9	625,000.00	Salesforce.com Inc Callable Note Cont 7/15/2022 0.625% Due 7/15/2024	0.00	1,953.13	1,953.13
07/15/2022	Paydown	477870AC3	535,720.93	John Deere Owner Trust 2019-B A3 2.21% Due 12/15/2023	20,410.10	688.71	21,098.81
07/15/2022	Paydown	47789JAD8	753,061.66	John Deere Owner Trust 2019-A A3 2.91% Due 7/17/2023	75,930.05	368.70	76,298.75
07/15/2022	Paydown	58769EAC2	975,000.00	Mercedes-Benz Auto Lease Trust 2020-B A3 0.4% Due 11/15/2023	81,620.47	185.29	81,805.76
07/15/2022	Paydown	44891RAC4	1,640,000.00	Hyundai Auto Receivables Trust 2020-C A3 0.38% Due 5/15/2025	77,837.81	494.69	78,332.50

City of Corona Consolidated

Account #10003

Cash Flow Report

As of October 31, 2021



Payment Date	Transaction Type	CUSIP	Quantity	Security Description	Principal Amount	Income	Total Amount
07/15/2022	Paydown	44933LAC7	1,340,000.00	Hyundai Auto Receivables Trust 2021-A A3 0.38% Due 9/15/2025	0.00	424.33	424.33
07/15/2022	Paydown	47788EAC2	33,761.68	John Deere Owner Trust 2018-B A3 3.08% Due 11/15/2022	2,621.79	33.97	2,655.76
07/15/2022	Paydown	58770FAC6	684,970.31	Mercedes Benz Auto Lease Trust 2020-A A3 1.84% Due 12/15/2022	40,234.78	232.38	40,467.16
07/15/2022	Paydown	43813DAC2	980,000.00	Honda Auto Receivables 2020-2 A3 0.82% Due 7/15/2024	29,534.50	508.71	30,043.21
07/15/2022	Paydown	43815NAC8	1,314,498.53	Honda Auto Receivables Trust 2019-3 A3 1.78% Due 8/15/2023	101,923.54	427.24	102,350.78
07/15/2022	Paydown	44891VAC5	1,900,000.00	Hyundai Auto Lease Trust 2021-B A3 0.33% Due 6/17/2024	0.00	522.50	522.50
07/15/2022	Paydown	47787NAC3	740,000.00	John Deere Owner Trust 2020-B A3 0.51% Due 11/15/2024	32,085.73	260.01	32,345.74
07/15/2022	Paydown	47789KAC7	2,065,000.00	John Deere Owner Trust 2020-A A3 1.1% Due 8/15/2024	59,312.44	1,463.29	60,775.73
07/15/2022	Paydown	47789QAC4	1,290,000.00	John Deere Owner Trust 2021-B A3 0.52% Due 3/16/2026	0.00	559.00	559.00
07/15/2022	Paydown	65479JAD5	1,665,730.53	Nissan Auto Receivables Owner 2019-C A3 1.93% Due 7/15/2024	49,565.88	2,047.71	51,613.59
07/15/2022	Paydown	89236XAC0	1,290,000.00	Toyota Auto Receivables 2020-D A3 0.35% Due 1/15/2025	34,340.92	295.08	34,636.00
07/15/2022	Paydown	89240BAC2	2,825,000.00	Toyota Auto Receivables Owners 2021-A A3 0.26% Due 5/15/2025	128,013.03	584.36	128,597.39
07/16/2022	Interest	57629WDE7	2,272,000.00	Mass Mutual Global funding Note 1.2% Due 7/16/2026	0.00	13,632.00	13,632.00
07/16/2022	Paydown	362554AC1	780,000.00	GM Financial Securitized Term 2021-4 A3 0.68% Due 9/16/2026	0.00	442.00	442.00
07/17/2022	Interest	24422EVN6	2,140,000.00	John Deere Capital Corp Note 0.45% Due 1/17/2024	0.00	4,815.00	4,815.00
07/18/2022	Paydown	43813KAC6	1,625,000.00	Honda Auto Receivables Trust 2020-3 A3 0.37% Due 10/18/2024	77,237.81	405.86	77,643.67
07/19/2022	Interest	89114QC48	1,910,000.00	Toronto Dominion Bank Note 3.5% Due 7/19/2023	0.00	33,425.00	33,425.00

City of Corona Consolidated

Account #10003

Cash Flow Report

As of October 31, 2021



Payment Date	Transaction Type	CUSIP	Quantity	Security Description	Principal Amount	Income	Total Amount
07/19/2022	Interest	3135G0T94	5,500,000.00	FNMA Note 2.375% Due 1/19/2023	0.00	65,312.50	65,312.50
07/19/2022	Paydown	3137BM6P6	3,710,373.96	FHLMC K721 A2 3.09% Due 8/25/2022	539,705.64	1,111.79	540,817.43
07/20/2022	Paydown	92348AAA3	1,390,000.00	Verizon Owner Trust 2019-C A1A 1.94% Due 4/22/2024	44,129.89	1,682.16	45,812.05
07/20/2022	Paydown	36262XAC8	2,145,000.00	GM Financial Auto Lease Trust 2021-3 A2 0.39% Due 10/21/2024	0.00	697.13	697.13
07/20/2022	Paydown	92290BAA9	2,260,000.00	Verizon Owner Trust 2020-B A 0.47% Due 2/20/2025	56,245.56	709.24	56,954.80
07/21/2022	Interest	3137EAEU9	6,300,000.00	FHLMC Note 0.375% Due 7/21/2025	0.00	11,812.50	11,812.50
07/21/2022	Interest	90331HPL1	4,145,000.00	US Bank NA Callable Note Cont 12/21/2024 2.05% Due 1/21/2025	0.00	42,486.25	42,486.25
07/21/2022	Paydown	43813GAC5	770,000.00	Honda Auto Receivables Trust 2021-1 A3 0.27% Due 4/21/2025	0.00	173.25	173.25
07/21/2022	Paydown	43815HAC1	30,985.04	Honda Auto Receivables Trust 2018-3 A3 2.95% Due 8/22/2022	2,837.56	20.98	2,858.54
07/25/2022	Interest	3137BYPQ7	3,304,518.12	FHLMC K726 A2 2.905% Due 4/25/2024	0.00	7,999.69	7,999.69
07/25/2022	Interest	808513AT2	2,250,000.00	Charles Schwab Corp Callable Note Cont 12/25/2022 2.65% Due 1/25/2023	0.00	29,812.50	29,812.50
07/25/2022	Interest	3137B7MZ9	3,750,000.00	FHLMC K036 A2 3.527% Due 10/25/2023	0.00	11,021.87	11,021.87
07/25/2022	Interest	3137BM6P6	3,710,373.96	FHLMC K721 A2 3.09% Due 8/25/2022	0.00	4,000.95	4,000.95
07/25/2022	Interest	3137B5JM6	3,850,000.00	FHLMC K034 A2 3.531% Due 7/25/2023	0.00	11,328.63	11,328.63
07/25/2022	Paydown	3137B4WB8	3,350,000.00	FHLMC K033 A2 3.06% Due 7/25/2023	0.00	8,542.50	8,542.50
07/25/2022	Paydown	09690AAC7	950,000.00	BMW Vehicle Lease Trust 2021-2 A3 0.33% Due 12/26/2024	0.00	261.25	261.25
07/28/2022	Maturity	69353RFE3	3,050,000.00	PNC Bank Callable Note Cont 6/28/2022 2.45% Due 7/28/2022	3,050,000.00	37,362.50	3,087,362.50

City of Corona Consolidated

Account #10003

Cash Flow Report

As of October 31, 2021



Payment Date	Transaction Type	CUSIP	Quantity	Security Description	Principal Amount	Income	Total Amount
07/31/2022	Interest	91282CAB7	6,000,000.00	US Treasury Note 0.25% Due 7/31/2025	0.00	7,500.00	7,500.00
JUL 2022					4,503,587.50	355,934.65	4,859,522.15
08/09/2022	Interest	69371RP59	2,300,000.00	Paccar Financial Corp Note 3.4% Due 8/9/2023	0.00	39,100.00	39,100.00
08/11/2022	Interest	06406RAJ6	3,254,000.00	Bank of NY Mellon Corp Note 3.45% Due 8/11/2023	0.00	56,131.50	56,131.50
08/12/2022	Interest	3137EAEP0	6,575,000.00	FHLMC Note 1.5% Due 2/12/2025	0.00	49,312.50	49,312.50
08/15/2022	Interest	912828B66	5,000,000.00	US Treasury Note 2.75% Due 2/15/2024	0.00	68,750.00	68,750.00
08/15/2022	Interest	912828D56	5,000,000.00	US Treasury Note 2.375% Due 8/15/2024	0.00	59,375.00	59,375.00
08/15/2022	Interest	69371RQ25	715,000.00	Paccar Financial Corp Note 2.15% Due 8/15/2024	0.00	7,686.25	7,686.25
08/15/2022	Paydown	89236XAC0	1,290,000.00	Toyota Auto Receivables 2020-D A3 0.35% Due 1/15/2025	34,238.43	285.07	34,523.50
08/15/2022	Paydown	477870AC3	535,720.93	John Deere Owner Trust 2019-B A3 2.21% Due 12/15/2023	20,452.62	651.12	21,103.74
08/15/2022	Paydown	47787NAC3	740,000.00	John Deere Owner Trust 2020-B A3 0.51% Due 11/15/2024	32,098.30	246.37	32,344.67
08/15/2022	Paydown	47789QAC4	1,290,000.00	John Deere Owner Trust 2021-B A3 0.52% Due 3/16/2026	0.00	559.00	559.00
08/15/2022	Paydown	89240BAC2	2,825,000.00	Toyota Auto Receivables Owners 2021-A A3 0.26% Due 5/15/2025	128,054.64	556.62	128,611.26
08/15/2022	Paydown	43813DAC2	980,000.00	Honda Auto Receivables 2020-2 A3 0.82% Due 7/15/2024	29,554.69	488.52	30,043.21
08/15/2022	Paydown	44891VAC5	1,900,000.00	Hyundai Auto Lease Trust 2021-B A3 0.33% Due 6/17/2024	0.00	522.50	522.50
08/15/2022	Paydown	47788EAC2	33,761.68	John Deere Owner Trust 2018-B A3 3.08% Due 11/15/2022	2,634.47	27.24	2,661.71
08/15/2022	Paydown	47789KAC7	2,065,000.00	John Deere Owner Trust 2020-A A3 1.1% Due 8/15/2024	59,475.55	1,408.92	60,884.47

City of Corona Consolidated

Account #10003

Cash Flow Report

As of October 31, 2021



Payment Date	Transaction Type	CUSIP	Quantity	Security Description	Principal Amount	Income	Total Amount
08/15/2022	Paydown	43815NAC8	1,314,498.53	Honda Auto Receivables Trust 2019-3 A3 1.78% Due 8/15/2023	96,012.77	276.05	96,288.82
08/15/2022	Paydown	44933LAC7	1,340,000.00	Hyundai Auto Receivables Trust 2021-A A3 0.38% Due 9/15/2025	0.00	424.33	424.33
08/15/2022	Paydown	58770FAC6	684,970.31	Mercedes Benz Auto Lease Trust 2020-A A3 1.84% Due 12/15/2022	34,277.22	170.68	34,447.90
08/15/2022	Paydown	65479JAD5	1,665,730.53	Nissan Auto Receivables Owner 2019-C A3 1.93% Due 7/15/2024	49,677.41	1,967.99	51,645.40
08/15/2022	Paydown	44891RAC4	1,640,000.00	Hyundai Auto Receivables Trust 2020-C A3 0.38% Due 5/15/2025	77,866.34	470.05	78,336.39
08/15/2022	Paydown	47789JAD8	753,061.66	John Deere Owner Trust 2019-A A3 2.91% Due 7/17/2023	76,109.75	184.57	76,294.32
08/15/2022	Paydown	58769EAC2	975,000.00	Mercedes-Benz Auto Lease Trust 2020-B A3 0.4% Due 11/15/2023	80,883.88	158.08	81,041.96
08/16/2022	Paydown	362554AC1	780,000.00	GM Financial Securitized Term 2021-4 A3 0.68% Due 9/16/2026	0.00	442.00	442.00
08/18/2022	Paydown	43813KAC6	1,625,000.00	Honda Auto Receivables Trust 2020-3 A3 0.37% Due 10/18/2024	77,261.63	382.04	77,643.67
08/19/2022	Paydown	3137BM6P6	3,710,373.96	FHLMC K721 A2 3.09% Due 8/25/2022	732,182.52	1,508.30	733,690.82
08/20/2022	Paydown	92348AAA3	1,390,000.00	Verizon Owner Trust 2019-C A1A 1.94% Due 4/22/2024	44,229.19	1,610.81	45,840.00
08/20/2022	Paydown	36262XAC8	2,145,000.00	GM Financial Auto Lease Trust 2021-3 A2 0.39% Due 10/21/2024	0.00	697.13	697.13
08/20/2022	Paydown	92290BAA9	2,260,000.00	Verizon Owner Trust 2020-B A 0.47% Due 2/20/2025	56,267.59	687.21	56,954.80
08/21/2022	Paydown	43813GAC5	770,000.00	Honda Auto Receivables Trust 2021-1 A3 0.27% Due 4/21/2025	38,411.69	173.25	38,584.94
08/21/2022	Paydown	43815HAC1	30,985.04	Honda Auto Receivables Trust 2018-3 A3 2.95% Due 8/22/2022	2,844.54	14.00	2,858.54
08/22/2022	Paydown	43815HAC1	30,985.04	Honda Auto Receivables Trust 2018-3 A3 2.95% Due 8/22/2022	2,851.53	0.00	2,851.53
08/25/2022	Interest	3137B7MZ9	3,750,000.00	FHLMC K036 A2 3.527% Due 10/25/2023	0.00	11,021.87	11,021.87

City of Corona Consolidated

Account #10003

Cash Flow Report

As of October 31, 2021



Payment Date	Transaction Type	CUSIP	Quantity	Security Description	Principal Amount	Income	Total Amount
08/25/2022	Interest	3137BM6P6	3,710,373.96	FHLMC K721 A2 3.09% Due 8/25/2022	0.00	2,115.58	2,115.58
08/25/2022	Interest	3137BYPQ7	3,304,518.12	FHLMC K726 A2 2.905% Due 4/25/2024	0.00	7,999.69	7,999.69
08/25/2022	Interest	3135G05X7	6,285,000.00	FNMA Note 0.375% Due 8/25/2025	0.00	11,784.38	11,784.38
08/25/2022	Interest	3137B5JM6	3,850,000.00	FHLMC K034 A2 3.531% Due 7/25/2023	0.00	11,328.63	11,328.63
08/25/2022	Paydown	09690AAC7	950,000.00	BMW Vehicle Lease Trust 2021-2 A3 0.33% Due 12/26/2024	0.00	261.25	261.25
08/25/2022	Paydown	3137B4WB8	3,350,000.00	FHLMC K033 A2 3.06% Due 7/25/2023	0.00	8,542.50	8,542.50
08/31/2022	Interest	912828ZC7	7,000,000.00	US Treasury Note 1.125% Due 2/28/2025	0.00	39,375.00	39,375.00
08/31/2022	Interest	91282CCW9	1,570,000.00	US Treasury Note 0.75% Due 8/31/2026	0.00	5,887.50	5,887.50
08/31/2022	Maturity	912828L24	4,500,000.00	US Treasury Note 1.875% Due 8/31/2022	4,500,000.00	42,187.50	4,542,187.50
AUG 2022					6,175,384.76	434,771.00	6,610,155.76
09/05/2022	Interest	06051GHF9	2,550,000.00	Bank of America Corp Callable Note 1X 3/5/2023 3.55% Due 3/5/2024	0.00	45,262.50	45,262.50
09/06/2022	Interest	24422ETG4	1,500,000.00	John Deere Capital Corp Note 2.8% Due 3/6/2023	0.00	21,000.00	21,000.00
09/08/2022	Interest	3130A0XE5	1,000,000.00	FHLB Note 3.25% Due 3/8/2024	0.00	16,250.00	16,250.00
09/08/2022	Interest	3130AB3H7	4,000,000.00	FHLB Note 2.375% Due 3/8/2024	0.00	47,500.00	47,500.00
09/11/2022	Interest	89114QCB2	1,270,000.00	Toronto Dominion Bank Note 3.25% Due 3/11/2024	0.00	20,637.50	20,637.50
09/13/2022	Interest	3130A2UW4	4,000,000.00	FHLB Note 2.875% Due 9/13/2024	0.00	57,500.00	57,500.00
09/14/2022	Interest	58989V2D5	1,715,000.00	Met Tower Global Funding Note 1.25% Due 9/14/2026	0.00	10,718.75	10,718.75

City of Corona Consolidated

Account #10003

Cash Flow Report

As of October 31, 2021



Payment Date	Transaction Type	CUSIP	Quantity	Security Description	Principal Amount	Income	Total Amount
09/14/2022	Maturity	4581X0CZ9	3,600,000.00	Inter-American Dev Bank Note 1.75% Due 9/14/2022	3,600,000.00	31,500.00	3,631,500.00
09/15/2022	Interest	084670BR8	2,500,000.00	Berkshire Hathaway Callable Note Cont 1/15/2023 2.75% Due 3/15/2023	0.00	34,375.00	34,375.00
09/15/2022	Interest	91282CBR1	2,900,000.00	US Treasury Note 0.25% Due 3/15/2024	0.00	3,625.00	3,625.00
09/15/2022	Paydown	43815NAC8	1,314,498.53	Honda Auto Receivables Trust 2019-3 A3 1.78% Due 8/15/2023	90,087.74	133.63	90,221.37
09/15/2022	Paydown	58769EAC2	975,000.00	Mercedes-Benz Auto Lease Trust 2020-B A3 0.4% Due 11/15/2023	80,146.91	131.12	80,278.03
09/15/2022	Paydown	58770FAC6	684,970.31	Mercedes Benz Auto Lease Trust 2020-A A3 1.84% Due 12/15/2022	28,294.97	118.13	28,413.10
09/15/2022	Paydown	65479JAD5	1,665,730.53	Nissan Auto Receivables Owner 2019-C A3 1.93% Due 7/15/2024	49,789.18	1,888.10	51,677.28
09/15/2022	Paydown	43813DAC2	980,000.00	Honda Auto Receivables 2020-2 A3 0.82% Due 7/15/2024	29,574.88	468.33	30,043.21
09/15/2022	Paydown	44891VAC5	1,900,000.00	Hyundai Auto Lease Trust 2021-B A3 0.33% Due 6/17/2024	0.00	522.50	522.50
09/15/2022	Paydown	477870AC3	535,720.93	John Deere Owner Trust 2019-B A3 2.21% Due 12/15/2023	20,495.23	613.45	21,108.68
09/15/2022	Paydown	47787NAC3	740,000.00	John Deere Owner Trust 2020-B A3 0.51% Due 11/15/2024	32,110.87	232.73	32,343.60
09/15/2022	Paydown	47789KAC7	2,065,000.00	John Deere Owner Trust 2020-A A3 1.1% Due 8/15/2024	59,639.11	1,354.40	60,993.51
09/15/2022	Paydown	47789QAC4	1,290,000.00	John Deere Owner Trust 2021-B A3 0.52% Due 3/16/2026	0.00	559.00	559.00
09/15/2022	Paydown	89236XAC0	1,290,000.00	Toyota Auto Receivables 2020-D A3 0.35% Due 1/15/2025	34,134.85	275.08	34,409.93
09/15/2022	Paydown	89240BAC2	2,825,000.00	Toyota Auto Receivables Owners 2021-A A3 0.26% Due 5/15/2025	128,096.26	528.87	128,625.13
09/15/2022	Paydown	47788EAC2	33,761.68	John Deere Owner Trust 2018-B A3 3.08% Due 11/15/2022	2,647.20	20.48	2,667.68
09/15/2022	Paydown	44891RAC4	1,640,000.00	Hyundai Auto Receivables Trust 2020-C A3 0.38% Due 5/15/2025	77,894.89	445.39	78,340.28

City of Corona Consolidated

Account #10003

Cash Flow Report

As of October 31, 2021



Payment Date	Transaction Type	CUSIP	Quantity	Security Description	Principal Amount	Income	Total Amount
09/15/2022	Paydown	44933LAC7	1,340,000.00	Hyundai Auto Receivables Trust 2021-A A3 0.38% Due 9/15/2025	0.00	424.33	424.33
09/16/2022	Paydown	362554AC1	780,000.00	GM Financial Securitized Term 2021-4 A3 0.68% Due 9/16/2026	0.00	442.00	442.00
09/17/2022	Interest	931142ER0	785,000.00	Wal-Mart Stores Callable Note Cont 08/17/2026 1.05% Due 9/17/2026	0.00	4,121.25	4,121.25
09/18/2022	Interest	808513BN4	1,775,000.00	Charles Schwab Corp Callable Note Cont 2/18/2024 0.75% Due 3/18/2024	0.00	6,656.25	6,656.25
09/18/2022	Paydown	43813KAC6	1,625,000.00	Honda Auto Receivables Trust 2020-3 A3 0.37% Due 10/18/2024	77,285.45	358.22	77,643.67
09/19/2022	Paydown	3137BM6P6	3,710,373.96	FHLMC K721 A2 3.09% Due 8/25/2022	821,585.43	1,692.47	823,277.90
09/20/2022	Paydown	36262XAC8	2,145,000.00	GM Financial Auto Lease Trust 2021-3 A2 0.39% Due 10/21/2024	0.00	697.13	697.13
09/20/2022	Paydown	92290BAA9	2,260,000.00	Verizon Owner Trust 2020-B A 0.47% Due 2/20/2025	56,289.63	665.17	56,954.80
09/20/2022	Paydown	92348AAA3	1,390,000.00	Verizon Owner Trust 2019-C A1A 1.94% Due 4/22/2024	44,328.70	1,539.31	45,868.01
09/21/2022	Paydown	43813GAC5	770,000.00	Honda Auto Receivables Trust 2021-1 A3 0.27% Due 4/21/2025	38,420.97	164.61	38,585.58
09/23/2022	Interest	3137EAEX3	6,295,000.00	FHLMC Note 0.375% Due 9/23/2025	0.00	11,803.13	11,803.13
09/25/2022	Interest	3137B7MZ9	3,750,000.00	FHLMC K036 A2 3.527% Due 10/25/2023	0.00	11,021.87	11,021.87
09/25/2022	Interest	3137B5JM6	3,850,000.00	FHLMC K034 A2 3.531% Due 7/25/2023	0.00	11,328.63	11,328.63
09/25/2022	Interest	3137BYPQ7	3,304,518.12	FHLMC K726 A2 2.905% Due 4/25/2024	0.00	7,999.69	7,999.69
09/25/2022	Paydown	09690AAC7	950,000.00	BMW Vehicle Lease Trust 2021-2 A3 0.33% Due 12/26/2024	0.00	261.25	261.25
09/25/2022	Paydown	3137B4WB8	3,350,000.00	FHLMC K033 A2 3.06% Due 7/25/2023	0.00	8,542.50	8,542.50
09/30/2022	Interest	91282CCZ2	3,130,000.00	US Treasury Note 0.875% Due 9/30/2026	0.00	13,693.75	13,693.75

City of Corona Consolidated

Account #10003

Cash Flow Report

As of October 31, 2021



Payment Date	Transaction Type	CUSIP	Quantity	Security Description	Principal Amount	Income	Total Amount
09/30/2022	Interest	91282CAM3	3,200,000.00	US Treasury Note 0.25% Due 9/30/2025	0.00	4,000.00	4,000.00
SEP 2022					5,270,822.27	381,071.52	5,651,893.79
10/01/2022	Interest	13063DRK6	3,385,000.00	California State Taxable GO 2.4% Due 10/1/2024	0.00	40,620.00	40,620.00
10/10/2022	Interest	02665WCQ2	2,260,000.00	American Honda Finance Note 3.625% Due 10/10/2023	0.00	40,962.50	40,962.50
10/15/2022	Interest	3135G0W66	3,500,000.00	FNMA Note 1.625% Due 10/15/2024	0.00	28,437.50	28,437.50
10/15/2022	Paydown	43813DAC2	980,000.00	Honda Auto Receivables 2020-2 A3 0.82% Due 7/15/2024	29,595.09	448.12	30,043.21
10/15/2022	Paydown	44891RAC4	1,640,000.00	Hyundai Auto Receivables Trust 2020-C A3 0.38% Due 5/15/2025	77,923.46	420.72	78,344.18
10/15/2022	Paydown	44891VAC5	1,900,000.00	Hyundai Auto Lease Trust 2021-B A3 0.33% Due 6/17/2024	0.00	522.50	522.50
10/15/2022	Paydown	47788EAC2	33,761.68	John Deere Owner Trust 2018-B A3 3.08% Due 11/15/2022	2,659.99	13.69	2,673.68
10/15/2022	Paydown	47789KAC7	2,065,000.00	John Deere Owner Trust 2020-A A3 1.1% Due 8/15/2024	59,803.12	1,299.73	61,102.85
10/15/2022	Paydown	89236XAC0	1,290,000.00	Toyota Auto Receivables 2020-D A3 0.35% Due 1/15/2025	34,030.16	265.12	34,295.28
10/15/2022	Paydown	477870AC3	535,720.93	John Deere Owner Trust 2019-B A3 2.21% Due 12/15/2023	20,537.93	575.71	21,113.64
10/15/2022	Paydown	58769EAC2	975,000.00	Mercedes-Benz Auto Lease Trust 2020-B A3 0.4% Due 11/15/2023	79,409.57	104.40	79,513.97
10/15/2022	Paydown	44933LAC7	1,340,000.00	Hyundai Auto Receivables Trust 2021-A A3 0.38% Due 9/15/2025	0.00	424.33	424.33
10/15/2022	Paydown	47787NAC3	740,000.00	John Deere Owner Trust 2020-B A3 0.51% Due 11/15/2024	32,123.45	219.08	32,342.53
10/15/2022	Paydown	47789QAC4	1,290,000.00	John Deere Owner Trust 2021-B A3 0.52% Due 3/16/2026	0.00	559.00	559.00
10/15/2022	Paydown	58770FAC6	684,970.31	Mercedes Benz Auto Lease Trust 2020-A A3 1.84% Due 12/15/2022	22,287.98	74.74	22,362.72

City of Corona Consolidated

Account #10003

Cash Flow Report

As of October 31, 2021



Payment Date	Transaction Type	CUSIP	Quantity	Security Description	Principal Amount	Income	Total Amount
10/15/2022	Paydown	65479JAD5	1,665,730.53	Nissan Auto Receivables Owner 2019-C A3 1.93% Due 7/15/2024	49,901.20	1,808.02	51,709.22
10/15/2022	Paydown	89240BAC2	2,825,000.00	Toyota Auto Receivables Owners 2021-A A3 0.26% Due 5/15/2025	128,137.89	501.12	128,639.01
10/16/2022	Paydown	362554AC1	780,000.00	GM Financial Securitized Term 2021-4 A3 0.68% Due 9/16/2026	0.00	442.00	442.00
10/18/2022	Paydown	43813KAC6	1,625,000.00	Honda Auto Receivables Trust 2020-3 A3 0.37% Due 10/18/2024	77,309.28	334.39	77,643.67
10/20/2022	Interest	4581X0DV7	6,390,000.00	Inter-American Dev Bank Note 0.875% Due 4/20/2026	0.00	27,956.25	27,956.25
10/20/2022	Paydown	92348AAA3	1,390,000.00	Verizon Owner Trust 2019-C A1A 1.94% Due 4/22/2024	44,428.45	1,467.64	45,896.09
10/20/2022	Paydown	36262XAC8	2,145,000.00	GM Financial Auto Lease Trust 2021-3 A2 0.39% Due 10/21/2024	0.00	697.13	697.13
10/20/2022	Paydown	92290BAA9	2,260,000.00	Verizon Owner Trust 2020-B A 0.47% Due 2/20/2025	56,311.67	643.13	56,954.80
10/21/2022	Paydown	43813GAC5	770,000.00	Honda Auto Receivables Trust 2021-1 A3 0.27% Due 4/21/2025	38,430.26	155.96	38,586.22
10/22/2022	Interest	3135G03U5	5,270,000.00	FNMA Note 0.625% Due 4/22/2025	0.00	16,468.75	16,468.75
10/22/2022	Interest	46647PBK1	1,000,000.00	JP Morgan Chase & Co Callable Note Cont 4/22/2025 2.083% Due 4/22/2026	0.00	10,415.00	10,415.00
10/25/2022	Interest	3137BYPQ7	3,304,518.12	FHLMC K726 A2 2.905% Due 4/25/2024	0.00	7,999.69	7,999.69
10/25/2022	Interest	3137B5JM6	3,850,000.00	FHLMC K034 A2 3.531% Due 7/25/2023	0.00	11,328.63	11,328.63
10/25/2022	Interest	3137B7MZ9	3,750,000.00	FHLMC K036 A2 3.527% Due 10/25/2023	0.00	11,021.87	11,021.87
10/25/2022	Paydown	09690AAC7	950,000.00	BMW Vehicle Lease Trust 2021-2 A3 0.33% Due 12/26/2024	0.00	261.25	261.25
10/25/2022	Paydown	3137B4WB8	3,350,000.00	FHLMC K033 A2 3.06% Due 7/25/2023	0.00	8,542.50	8,542.50
10/28/2022	Interest	459058JL8	6,300,000.00	Intl. Bank Recon & Development Note 0.5% Due 10/28/2025	0.00	15,750.00	15,750.00

City of Corona Consolidated

Account #10003

Cash Flow Report

As of October 31, 2021



Payment Date	Transaction Type	CUSIP	Quantity	Security Description	Principal Amount	Income	Total Amount
10/31/2022	Interest	912828T91	5,000,000.00	US Treasury Note 1.625% Due 10/31/2023	0.00	40,625.00	40,625.00
10/31/2022	Interest	912828X70	4,800,000.00	US Treasury Note 2% Due 4/30/2024	0.00	48,000.00	48,000.00
10/31/2022	Interest	91282CAT8	6,000,000.00	US Treasury Note 0.25% Due 10/31/2025	0.00	7,500.00	7,500.00
10/31/2022	Interest	9128283D0	4,000,000.00	US Treasury Note 2.25% Due 10/31/2024	0.00	45,000.00	45,000.00
OCT 2022					752,889.50	371,865.47	1,124,754.97
TOTAL					32,590,621.43	4,973,308.21	37,563,929.64

City of Corona Consolidated

Account #10003

Holdings by Maturity

As of October 31, 2021



CUSIP	Security Description	Par Value/Units	Purchase Date Book Yield	Cost Value Book Value	Mkt Price Mkt YTM	Market Value Accrued Int.	% of Port. Gain/Loss	Moody S&P	Term (yrs) Duration
90LAIF\$00	Local Agency Investment Fund State Pool	68,473,420.92	Various 0.21%	68,473,420.92 68,473,420.92	1.00 0.21%	68,473,420.92 11,797.14	17.98% 0.00	NR NR	0.00 0.00
60934N807	Federated Investors Govt Oblig Fund Inst.	1,354,984.96	Various 0.03%	1,354,984.96 1,354,984.96	1.00 0.03%	1,354,984.96 0.00	0.36% 0.00	Aaa AAA	0.00 0.00
4581X0CW6	Inter-American Dev Bank Note 2.125% Due 1/18/2022	4,000,000.00	11/03/2017 2.07%	4,008,600.00 4,008,600.00	100.39 0.28%	4,015,756.00 24,319.44	1.06% 7,156.00	Aaa NR	0.22 0.21
43815NAC8	Honda Auto Receivables Trust 2019-3 A3 1.78% Due 8/15/2023	1,314,498.53	08/20/2019 1.79%	1,314,487.61 1,314,487.61	100.69 0.25%	1,323,569.88 1,039.91	0.35% 9,082.27	Aaa AAA	0.41 0.45
58770FAC6	Mercedes Benz Auto Lease Trust 2020- A A3 1.84% Due 12/15/2022	684,970.31	01/21/2020 1.85%	684,880.03 684,880.03	100.42 0.28%	687,821.85 560.15	0.18% 2,941.82	Aaa AAA	0.42 0.27
47789JAD8	John Deere Owner Trust 2019-A A3 2.91% Due 7/17/2023	753,061.66	08/27/2019 1.90%	768,740.65 768,740.65	100.77 0.19%	758,877.55 973.96	0.20% (9,863.10)	Aaa NR	0.42 0.28
43815HAC1	Honda Auto Receivables Trust 2018-3 A3 2.95% Due 8/22/2022	30,985.04	08/21/2018 2.98%	30,980.79 30,980.79	100.17 0.18%	31,037.48 25.39	0.01% 56.69	Aaa NR	0.47 0.06
89114W7M1	Toronto Dominion Yankee CD 0.24% Due 4/28/2022	500,000.00	04/29/2021 0.24%	499,999.98 499,999.98	100.02 0.19%	500,122.00 623.33	0.13% 122.02	P-1 A-1	0.49 0.49
47788EAC2	John Deere Owner Trust 2018-B A3 3.08% Due 11/15/2022	33,761.68	07/18/2018 3.10%	33,759.12 33,759.12	100.13 0.17%	33,805.28 46.22	0.01% 46.16	Aaa NR	0.54 0.04
05531FBG7	Truist Financial Corporation Callable Note Cont 5/20/2022 3.05% Due 6/20/2022	3,000,000.00	07/26/2021 0.43%	3,070,320.00 3,070,320.00	101.48 0.37%	3,044,337.00 33,295.83	0.81% (25,983.00)	A3 A-	0.55 0.55
69353RFE3	PNC Bank Callable Note Cont 6/28/2022 2.45% Due 7/28/2022	3,050,000.00	07/25/2017 2.45%	3,049,725.50 3,049,725.50	101.42 0.29%	3,093,245.95 19,303.96	0.82% 43,520.45	A2 A	0.66 0.66
912828XG0	US Treasury Note 2.125% Due 6/30/2022	900,000.00	08/15/2017 1.82%	912,764.73 912,764.73	101.34 0.12%	912,023.10 6,444.29	0.24% (741.63)	Aaa AA+	0.66 0.66
3137BM6P6	FHLMC K721 A2 3.09% Due 8/25/2022	3,710,373.96	Various 2.22%	3,840,678.30 3,840,678.30	101.31 0.56%	3,759,024.35 9,554.21	0.99% (81,653.95)	Aaa NR	0.68 0.59
79466LAG9	Salesforce.com Inc Callable Note Cont 7/15/2022 0.625% Due 7/15/2024	625,000.00	06/29/2021 0.64%	624,681.25 624,681.25	99.80 0.90%	623,776.25 1,182.73	0.16% (905.00)	A2 A+	0.70 0.70
58769EAC2	Mercedes-Benz Auto Lease Trust 2020- B A3 0.4% Due 11/15/2023	975,000.00	09/15/2020 0.40%	974,950.57 974,950.57	100.04 0.35%	975,420.23 173.33	0.26% 469.66	NR AAA	0.74 0.86

City of Corona Consolidated

Holdings by Maturity



Account #10003

As of October 31, 2021

CUSIP	Security Description	Par Value/Units	Purchase Date Book Yield	Cost Value Book Value	Mkt Price Mkt YTM	Market Value Accrued Int.	% of Port. Gain/Loss	Moody S&P	Term (yrs) Duration
912828L24	US Treasury Note 1.875% Due 8/31/2022	4,500,000.00	10/17/2017 1.98%	4,478,906.25 4,478,906.25	101.45 0.13%	4,565,389.50 14,450.97	1.20% 86,483.25	Aaa AA+	0.83 0.83
4581X0CZ9	Inter-American Dev Bank Note 1.75% Due 9/14/2022	3,600,000.00	Various 2.30%	3,512,573.00 3,512,573.00	101.21 0.36%	3,643,387.20 8,225.00	0.96% 130,814.20	Aaa AAA	0.87 0.86
477870AC3	John Deere Owner Trust 2019-B A3 2.21% Due 12/15/2023	535,720.93	07/16/2019 2.23%	535,607.20 535,607.20	100.86 0.30%	540,341.52 526.20	0.14% 4,734.32	Aaa NR	1.09 0.45
808513AT2	Charles Schwab Corp Callable Note Cont 12/25/2022 2.65% Due 1/25/2023	2,250,000.00	Various 2.32%	2,273,392.50 2,273,392.50	102.55 0.43%	2,307,334.50 15,900.00	0.61% 33,942.00	A2 A	1.15 1.13
912828N30	US Treasury Note 2.125% Due 12/31/2022	4,800,000.00	01/25/2018 2.46%	4,725,375.00 4,725,375.00	102.21 0.23%	4,905,936.00 34,369.57	1.30% 180,561.00	Aaa AA+	1.17 1.15
084670BR8	Berkshire Hathaway Callable Note Cont 1/15/2023 2.75% Due 3/15/2023	2,500,000.00	11/26/2018 3.51%	2,425,225.00 2,425,225.00	102.83 0.39%	2,570,827.50 8,784.72	0.68% 145,602.50	Aa2 AA	1.21 1.19
43813KAC6	Honda Auto Receivables Trust 2020-3 A3 0.37% Due 10/18/2024	1,625,000.00	09/22/2020 0.38%	1,624,761.29 1,624,761.29	99.94 0.42%	1,624,021.75 217.12	0.43% (739.54)	NR AAA	1.22 1.12
3135G0T94	FNMA Note 2.375% Due 1/19/2023	5,500,000.00	04/11/2018 2.71%	5,418,930.00 5,418,930.00	102.60 0.24%	5,642,835.00 37,010.42	1.49% 223,905.00	Aaa AA+	1.22 1.20
47787NAC3	John Deere Owner Trust 2020-B A3 0.51% Due 11/15/2024	740,000.00	07/14/2020 0.52%	739,887.22 739,887.22	100.06 0.45%	740,441.78 167.73	0.19% 554.56	Aaa NR	1.30 0.91
92348AAA3	Verizon Owner Trust 2019-C A1A 1.94% Due 4/22/2024	1,390,000.00	10/01/2019 1.95%	1,389,892.83 1,389,892.83	100.82 0.38%	1,401,331.28 823.96	0.37% 11,438.45	NR AAA	1.32 0.52
06051GHF9	Bank of America Corp Callable Note 1X 3/5/2023 3.55% Due 3/5/2024	2,550,000.00	Various 2.89%	2,570,550.00 2,570,550.00	103.72 0.76%	2,644,972.20 14,081.67	0.70% 74,422.20	A2 A-	1.34 1.32
24422ETG4	John Deere Capital Corp Note 2.8% Due 3/6/2023	1,500,000.00	Various 3.52%	1,454,530.00 1,454,530.00	103.11 0.48%	1,546,608.00 6,416.67	0.41% 92,078.00	A2 A	1.35 1.32
43813DAC2	Honda Auto Receivables 2020-2 A3 0.82% Due 7/15/2024	980,000.00	05/18/2020 0.83%	979,922.87 979,922.87	100.35 0.39%	983,418.24 357.16	0.26% 3,495.37	Aaa AAA	1.38 0.81
65479JAD5	Nissan Auto Receivables Owner 2019-C A3 1.93% Due 7/15/2024	1,665,730.53	10/16/2019 1.94%	1,665,642.58 1,665,642.58	100.88 0.34%	1,680,325.66 1,428.83	0.44% 14,683.08	Aaa AAA	1.39 0.55
166764AH3	Chevron Corp Callable Note Cont 3/24/2023 3.191% Due 6/24/2023	3,000,000.00	Various 3.33%	2,982,300.00 2,982,300.00	103.64 0.57%	3,109,080.00 33,771.42	0.83% 126,780.00	Aa2 AA-	1.39 1.36

City of Corona Consolidated

Account #10003

Holdings by Maturity

As of October 31, 2021



CUSIP	Security Description	Par Value/Units	Purchase Date Book Yield	Cost Value Book Value	Mkt Price Mkt YTM	Market Value Accrued Int.	% of Port. Gain/Loss	Moody S&P	Term (yrs) Duration
47789KAC7	John Deere Owner Trust 2020-A A3 1.1% Due 8/15/2024	2,065,000.00	Various 1.00%	2,069,450.34 2,069,450.34	100.51 0.40%	2,075,428.25 1,009.55	0.55% 5,977.91	Aaa NR	1.44 0.72
44891RAC4	Hyundai Auto Receivables Trust 2020-C A3 0.38% Due 5/15/2025	1,640,000.00	10/20/2020 0.39%	1,639,622.31 1,639,622.31	99.85 0.49%	1,637,617.08 276.98	0.43% (2,005.23)	NR AAA	1.45 1.33
89240BAC2	Toyota Auto Receivables Owners 2021- A A3 0.26% Due 5/15/2025	2,825,000.00	02/02/2021 0.27%	2,824,475.68 2,824,475.68	99.65 0.52%	2,815,200.08 326.44	0.74% (9,275.60)	Aaa NR	1.50 1.35
037833AK6	Apple Inc Note 2.4% Due 5/3/2023	2,215,000.00	11/28/2018 3.54%	2,112,644.85 2,112,644.85	102.81 0.52%	2,277,268.08 26,284.67	0.60% 164,623.23	Aa1 AA+	1.50 1.47
3137B4WB8	FHLMC K033 A2 3.06% Due 7/25/2023	3,350,000.00	07/23/2019 2.18%	3,458,875.00 3,458,875.00	103.67 0.64%	3,472,951.70 1,708.50	0.91% 14,076.70	Aaa NR	1.52 1.57
931142EK5	Wal-Mart Stores Callable Note Cont 5/26/2023 3.4% Due 6/26/2023	2,000,000.00	05/08/2019 2.67%	2,056,900.00 2,056,900.00	104.53 0.50%	2,090,638.00 23,611.11	0.56% 33,738.00	Aa2 AA	1.57 1.52
44891VAC5	Hyundai Auto Lease Trust 2021-B A3 0.33% Due 6/17/2024	1,900,000.00	06/08/2021 0.34%	1,899,715.00 1,899,715.00	99.60 0.59%	1,892,405.70 278.67	0.50% (7,309.30)	Aaa AAA	1.58 1.55
89236XAC0	Toyota Auto Receivables 2020-D A3 0.35% Due 1/15/2025	1,290,000.00	10/06/2020 0.36%	1,289,759.67 1,289,759.67	99.86 0.50%	1,288,237.86 200.67	0.34% (1,521.81)	NR AAA	1.59 0.93
43813GAC5	Honda Auto Receivables Trust 2021-1 A3 0.27% Due 4/21/2025	770,000.00	02/17/2021 0.27%	769,985.91 769,985.91	99.54 0.63%	766,482.64 57.75	0.20% (3,503.27)	Aaa NR	1.60 1.29
3137EAEN5	FHLMC Note 2.75% Due 6/19/2023	4,550,000.00	Various 2.86%	4,527,967.50 4,527,967.50	103.71 0.47%	4,718,709.45 45,879.16	1.25% 190,741.95	Aaa AA+	1.63 1.59
92290BAA9	Verizon Owner Trust 2020-B A 0.47% Due 2/20/2025	2,260,000.00	08/04/2020 0.48%	2,259,525.40 2,259,525.40	99.98 0.48%	2,259,651.96 324.56	0.59% 126.56	Aaa NR	1.68 1.26
09690AAC7	BMW Vehicle Lease Trust 2021-2 A3 0.33% Due 12/26/2024	950,000.00	09/08/2021 0.34%	949,901.96 949,901.96	99.53 0.61%	945,541.66 52.25	0.25% (4,360.30)	Aaa NR	1.69 1.66
02665WCJ8	American Honda Finance Note 3.45% Due 7/14/2023	930,000.00	07/11/2018 3.49%	928,391.10 928,391.10	104.70 0.67%	973,670.94 9,536.38	0.26% 45,279.84	A3 A-	1.70 1.65
3137B5JM6	FHLMC K034 A2 3.531% Due 7/25/2023	3,850,000.00	08/28/2018 3.03%	3,931,662.11 3,931,662.11	104.43 0.68%	4,020,728.25 11,328.63	1.06% 89,066.14	NR NR	1.71 1.60
89114QC48	Toronto Dominion Bank Note 3.5% Due 7/19/2023	1,910,000.00	07/27/2018 3.56%	1,904,461.00 1,904,461.00	105.09 0.52%	2,007,136.87 18,940.83	0.53% 102,675.87	Aa2 AA-	1.72 1.66

City of Corona Consolidated

Account #10003

Holdings by Maturity

As of October 31, 2021



CUSIP	Security Description	Par Value/Units	Purchase Date Book Yield	Cost Value Book Value	Mkt Price Mkt YTM	Market Value Accrued Int.	% of Port. Gain/Loss	Moody S&P	Term (yrs) Duration
69371RP59	Paccar Financial Corp Note 3.4% Due 8/9/2023	2,300,000.00	08/06/2018 3.41%	2,299,057.00 2,299,057.00	104.93 0.60%	2,413,456.70 17,812.22	0.64% 114,399.70	A1 A+	1.77 1.72
06406RAJ6	Bank of NY Mellon Corp Note 3.45% Due 8/11/2023	3,254,000.00	05/16/2019 2.79%	3,339,580.20 3,339,580.20	105.10 0.56%	3,420,087.41 24,947.33	0.90% 80,507.21	A1 A	1.78 1.72
3137B7MZ9	FHLMC K036 A2 3.527% Due 10/25/2023	3,750,000.00	Various 2.97%	3,837,910.16 3,837,910.16	104.92 0.73%	3,934,545.00 2,204.38	1.03% 96,634.84	Aaa NR	1.78 1.79
44933LAC7	Hyundai Auto Receivables Trust 2021-A A3 0.38% Due 9/15/2025	1,340,000.00	04/20/2021 0.38%	1,339,859.03 1,339,859.03	99.55 0.65%	1,333,916.40 226.31	0.35% (5,942.63)	NR AAA	1.79 1.72
36262XAC8	GM Financial Auto Lease Trust 2021-3 A2 0.39% Due 10/21/2024	2,145,000.00	08/10/2021 0.39%	2,144,970.83 2,144,970.83	99.50 0.67%	2,134,360.80 255.61	0.56% (10,610.03)	NR AAA	1.80 1.79
02665WCQ2	American Honda Finance Note 3.625% Due 10/10/2023	2,260,000.00	10/03/2018 3.64%	2,258,146.80 2,258,146.80	105.66 0.69%	2,387,836.90 4,778.96	0.63% 129,690.10	A3 A-	1.94 1.88
912828T91	US Treasury Note 1.625% Due 10/31/2023	5,000,000.00	05/29/2019 2.05%	4,909,960.94 4,909,960.94	102.21 0.51%	5,110,350.00 224.45	1.34% 200,389.06	Aaa AA+	2.00 1.97
3130A0F70	FHLB Note 3.375% Due 12/8/2023	3,500,000.00	01/16/2019 2.73%	3,602,165.00 3,602,165.00	105.91 0.54%	3,706,811.50 46,921.88	0.99% 104,646.50	Aaa AA+	2.10 2.02
912828V23	US Treasury Note 2.25% Due 12/31/2023	4,500,000.00	06/21/2019 1.80%	4,588,417.97 4,588,417.97	103.61 0.57%	4,662,423.00 34,116.85	1.23% 74,005.03	Aaa AA+	2.17 2.11
24422EVN6	John Deere Capital Corp Note 0.45% Due 1/17/2024	2,140,000.00	03/01/2021 0.47%	2,138,480.60 2,138,480.60	99.45 0.70%	2,128,322.02 2,782.00	0.56% (10,158.58)	A2 A	2.21 2.19
912828B66	US Treasury Note 2.75% Due 2/15/2024	5,000,000.00	Various 2.21%	5,121,796.88 5,121,796.88	104.90 0.59%	5,244,920.00 29,144.02	1.38% 123,123.12	Aaa AA+	2.29 2.22
3137BYPQ7	FHLMC K726 A2 2.905% Due 4/25/2024	3,304,518.12	04/22/2019 2.72%	3,328,140.27 3,328,140.27	104.31 0.93%	3,446,992.42 7,999.69	0.91% 118,852.15	NR AAA	2.30 2.21
808513BN4	Charles Schwab Corp Callable Note Cont 2/18/2024 0.75% Due 3/18/2024	1,775,000.00	03/16/2021 0.77%	1,774,112.50 1,774,112.50	99.84 0.82%	1,772,234.55 1,590.10	0.47% (1,877.95)	A2 A	2.30 2.27
3130A0XE5	FHLB Note 3.25% Due 3/8/2024	1,000,000.00	03/28/2019 2.27%	1,045,410.00 1,045,410.00	106.12 0.63%	1,061,178.00 4,784.72	0.28% 15,768.00	Aaa AA+	2.35 2.27
3130AB3H7	FHLB Note 2.375% Due 3/8/2024	4,000,000.00	04/29/2019 2.37%	4,000,280.00 4,000,280.00	103.97 0.67%	4,158,704.00 13,986.11	1.10% 158,424.00	Aaa AA+	2.35 2.29
89114QCB2	Toronto Dominion Bank Note 3.25% Due 3/11/2024	1,270,000.00	03/26/2019 2.97%	1,286,078.20 1,286,078.20	105.47 0.90%	1,339,408.04 5,732.64	0.35% 53,329.84	A1 A	2.36 2.27

City of Corona Consolidated

Holdings by Maturity



Account #10003

As of October 31, 2021

CUSIP	Security Description	Par Value/Units	Purchase Date Book Yield	Cost Value Book Value	Mkt Price Mkt YTM	Market Value Accrued Int.	% of Port. Gain/Loss	Moody S&P	Term (yrs) Duration
91282CBR1	US Treasury Note 0.25% Due 3/15/2024	2,900,000.00	03/30/2021 0.33%	2,892,976.56 2,892,976.56	99.11 0.63%	2,874,285.70 941.30	0.76% (18,690.86)	Aaa AA+	2.37 2.36
47789QAC4	John Deere Owner Trust 2021-B A3 0.52% Due 3/16/2026	1,290,000.00	07/13/2021 0.52%	1,289,884.93 1,289,884.93	99.29 0.80%	1,280,826.81 298.13	0.34% (9,058.12)	Aaa NR	2.46 2.53
912828X70	US Treasury Note 2% Due 4/30/2024	4,800,000.00	Various 1.84%	4,833,281.25 4,833,281.25	103.34 0.65%	4,960,310.40 265.20	1.30% 127,029.15	Aaa AA+	2.50 2.44
362554AC1	GM Financial Securitized Term 2021-4 A3 0.68% Due 9/16/2026	780,000.00	10/13/2021 0.68%	779,980.11 779,980.11	99.54 0.87%	776,411.22 147.33	0.20% (3,568.89)	Aaa AAA	2.54 2.44
46647PCH7	JP Morgan Chase & Co Callable Note Cont 6/1/2024 0.824% Due 6/1/2025	3,295,000.00	05/24/2021 0.74%	3,299,268.65 3,299,268.65	99.22 1.13%	3,269,144.14 11,312.83	0.86% (30,124.51)	A2 A-	2.59 2.54
3130A1XJ2	FHLB Note 2.875% Due 6/14/2024	5,500,000.00	Various 1.95%	5,740,000.40 5,740,000.40	105.61 0.71%	5,808,572.00 60,175.35	1.54% 68,571.60	Aaa AA+	2.62 2.51
46647PCK0	JP Morgan Chase & Co Callable Note Cont 6/23/2024 0.969% Due 6/23/2025	1,565,000.00	Various 0.87%	1,565,968.20 1,565,968.20	99.42 1.19%	1,555,974.65 5,391.94	0.41% (9,993.55)	A2 A-	2.65 2.60
912828XX3	US Treasury Note 2% Due 6/30/2024	4,900,000.00	Various 1.81%	4,942,253.91 4,942,253.91	103.46 0.69%	5,069,584.10 33,021.74	1.34% 127,330.19	Aaa AA+	2.67 2.59
69371RQ25	Paccar Financial Corp Note 2.15% Due 8/15/2024	715,000.00	08/08/2019 2.20%	713,419.85 713,419.85	103.21 0.98%	737,958.65 3,245.31	0.19% 24,538.80	A1 A+	2.79 2.70
912828D56	US Treasury Note 2.375% Due 8/15/2024	5,000,000.00	12/12/2019 1.75%	5,140,234.38 5,140,234.38	104.57 0.72%	5,228,320.00 25,169.84	1.38% 88,085.62	Aaa AA+	2.79 2.70
3130A2UW4	FHLB Note 2.875% Due 9/13/2024	4,000,000.00	09/13/2019 1.79%	4,206,760.00 4,206,760.00	106.02 0.75%	4,240,888.00 15,333.33	1.12% 34,128.00	Aaa AA+	2.87 2.76
13063DRK6	California State Taxable GO 2.4% Due 10/1/2024	3,385,000.00	10/16/2019 1.91%	3,462,753.45 3,462,753.45	104.58 0.81%	3,539,999.15 6,770.00	0.93% 77,245.70	Aa2 AA-	2.92 2.82
3135G0W66	FNMA Note 1.625% Due 10/15/2024	3,500,000.00	Various 1.21%	3,564,275.00 3,564,275.00	102.54 0.75%	3,588,921.00 2,527.77	0.94% 24,646.00	Aaa AA+	2.96 2.89
9128283D0	US Treasury Note 2.25% Due 10/31/2024	4,000,000.00	11/07/2019 1.77%	4,090,468.75 4,090,468.75	104.40 0.76%	4,176,092.00 248.62	1.10% 85,623.25	Aaa AA+	3.00 2.91
78015K7C2	Royal Bank of Canada Note 2.25% Due 11/1/2024	3,600,000.00	12/05/2019 2.26%	3,598,128.00 3,598,128.00	103.66 1.01%	3,731,864.40 40,500.00	0.99% 133,736.40	A2 A	3.01 2.87
14913Q3B3	Caterpillar Finl Service Note 2.15% Due 11/8/2024	2,593,000.00	Various 1.88%	2,624,484.21 2,624,484.21	103.62 0.93%	2,686,908.09 26,790.74	0.71% 62,423.88	A2 A	3.02 2.90

City of Corona Consolidated

Holdings by Maturity



Account #10003

As of October 31, 2021

CUSIP	Security Description	Par Value/Units	Purchase Date Book Yield	Cost Value Book Value	Mkt Price Mkt YTM	Market Value Accrued Int.	% of Port. Gain/Loss	Moody S&P	Term (yrs) Duration
90331HPL1	US Bank NA Callable Note Cont 12/21/2024 2.05% Due 1/21/2025	4,145,000.00	01/16/2020 2.10%	4,136,171.15 4,136,171.15	103.07 1.05%	4,272,309.53 23,603.47	1.13% 136,138.38	A1 AA-	3.14 3.03
3135G0X24	FNMA Note 1.625% Due 1/7/2025	4,220,000.00	Various 1.30%	4,282,878.20 4,282,878.20	102.49 0.83%	4,325,200.38 21,715.42	1.14% 42,322.18	Aaa AA+	3.19 3.09
3137EAEPO	FHLMC Note 1.5% Due 2/12/2025	6,575,000.00	02/13/2020 1.52%	6,569,937.25 6,569,937.25	102.11 0.85%	6,713,403.75 21,642.71	1.77% 143,466.50	Aaa AA+	3.29 3.19
912828ZC7	US Treasury Note 1.125% Due 2/28/2025	7,000,000.00	03/18/2020 0.81%	7,108,007.81 7,108,007.81	100.84 0.87%	7,058,786.00 13,487.57	1.86% (49,221.81)	Aaa AA+	3.33 3.26
3135G03U5	FNMA Note 0.625% Due 4/22/2025	5,270,000.00	04/22/2020 0.67%	5,259,143.80 5,259,143.80	98.97 0.93%	5,215,639.95 823.44	1.37% (43,503.85)	Aaa AA+	3.48 3.43
46647PBK1	JP Morgan Chase & Co Callable Note Cont 4/22/2025 2.083% Due 4/22/2026	1,000,000.00	05/20/2021 1.27%	1,037,330.00 1,037,330.00	102.00 1.49%	1,020,041.00 520.75	0.27% (17,289.00)	A2 A-	3.48 3.35
06367WB85	Bank of Montreal Note 1.85% Due 5/1/2025	2,761,000.00	07/23/2021 0.85%	2,862,660.02 2,862,660.02	102.13 1.23%	2,819,737.51 25,539.25	0.75% (42,922.51)	A2 A-	3.50 3.36
3135G04Z3	FNMA Note 0.5% Due 6/17/2025	6,200,000.00	Various 0.51%	6,196,731.90 6,196,731.90	98.41 0.95%	6,101,134.80 11,538.89	1.61% (95,597.10)	Aaa AA+	3.63 3.58
06051GJD2	Bank of America Corp Callable Note Cont 6/19/2025 1.319% Due 6/19/2026	3,000,000.00	Various 1.24%	3,007,920.00 3,007,920.00	99.24 1.53%	2,977,149.00 14,509.00	0.79% (30,771.00)	A2 A-	3.64 3.52
3137EAEU9	FHLMC Note 0.375% Due 7/21/2025	6,300,000.00	Various 0.45%	6,277,899.60 6,277,899.60	97.88 0.96%	6,166,566.00 6,562.50	1.62% (111,333.60)	Aaa AA+	3.72 3.68
91282CAB7	US Treasury Note 0.25% Due 7/31/2025	6,000,000.00	03/12/2021 0.72%	5,879,062.50 5,879,062.50	97.32 0.98%	5,839,452.00 3,790.76	1.53% (39,610.50)	Aaa AA+	3.75 3.71
3135G05X7	FNMA Note 0.375% Due 8/25/2025	6,285,000.00	Various 0.46%	6,260,439.20 6,260,439.20	97.71 0.99%	6,141,104.93 4,320.94	1.61% (119,334.27)	Aaa AA+	3.82 3.77
3137EAEX3	FHLMC Note 0.375% Due 9/23/2025	6,295,000.00	Various 0.44%	6,276,346.05 6,276,346.05	97.56 1.02%	6,141,458.66 2,491.77	1.61% (134,887.39)	Aaa AA+	3.90 3.85
91282CAM3	US Treasury Note 0.25% Due 9/30/2025	3,200,000.00	03/29/2021 0.74%	3,130,375.00 3,130,375.00	97.07 1.01%	3,106,374.40 703.30	0.82% (24,000.60)	Aaa AA+	3.92 3.88
459058JL8	Intl. Bank Recon & Development Note 0.5% Due 10/28/2025	6,300,000.00	Various 0.59%	6,272,360.85 6,272,360.85	97.74 1.08%	6,157,531.80 262.51	1.62% (114,829.05)	Aaa AAA	3.99 3.94
91282CAT8	US Treasury Note 0.25% Due 10/31/2025	6,000,000.00	02/19/2021 0.53%	5,923,125.00 5,923,125.00	96.90 1.04%	5,814,138.00 41.44	1.53% (108,987.00)	Aaa AA+	4.00 3.96

City of Corona Consolidated

Account #10003

Holdings by Maturity

As of October 31, 2021



CUSIP	Security Description	Par Value/Units	Purchase Date Book Yield	Cost Value Book Value	Mkt Price Mkt YTM	Market Value Accrued Int.	% of Port. Gain/Loss	Moody S&P	Term (yrs) Duration
3135G06G3	FNMA Note 0.5% Due 11/7/2025	6,300,000.00	Various 0.57%	6,279,895.00 6,279,895.00	97.98 1.01%	6,173,029.80 15,225.00	1.62% (106,865.20)	Aaa AA+	4.02 3.95
91282CAZ4	US Treasury Note 0.375% Due 11/30/2025	3,800,000.00	03/26/2021 0.77%	3,731,867.19 3,731,867.19	97.25 1.07%	3,695,351.80 5,995.90	0.97% (36,515.39)	Aaa AA+	4.08 4.03
40139LBC6	Guardian Life Glob Fun Note 0.875% Due 12/10/2025	3,000,000.00	Various 1.12%	2,969,700.00 2,969,700.00	98.03 1.37%	2,940,903.00 10,281.26	0.77% (28,797.00)	Aa2 AA+	4.11 4.00
023135BX3	Amazon.com Inc Callable Note Cont 4/12/2026 1% Due 5/12/2026	4,865,000.00	05/10/2021 1.09%	4,843,983.20 4,843,983.20	99.14 1.20%	4,823,350.74 22,838.47	1.27% (20,632.46)	A1 AA	4.45 4.32
91324PEC2	United Health Group Inc Callable Note Cont 4/15/2026 1.15% Due 5/15/2026	805,000.00	Various 1.08%	807,605.05 807,605.05	99.04 1.37%	797,282.46 4,165.88	0.21% (10,322.59)	A3 A+	4.46 4.31
4581X0DV7	Inter-American Dev Bank Note 0.875% Due 4/20/2026	6,390,000.00	04/13/2021 0.97%	6,360,733.80 6,360,733.80	98.69 1.18%	6,306,380.46 1,708.44	1.66% (54,353.34)	Aaa AAA	4.47 4.37
89236TJK2	Toyota Motor Credit Corp Note 1.125% Due 6/18/2026	3,325,000.00	06/15/2021 1.13%	3,323,537.00 3,323,537.00	98.59 1.44%	3,278,270.45 13,819.53	0.86% (45,266.55)	A1 A+	4.63 4.47
57629WDE7	Mass Mutual Global funding Note 1.2% Due 7/16/2026	2,272,000.00	08/10/2021 1.21%	2,271,369.92 2,271,369.92	98.10 1.62%	2,228,807.00 7,952.00	0.59% (42,562.92)	Aa3 AA+	4.71 4.54
931142ER0	Wal-Mart Stores Callable Note Cont 08/17/2026 1.05% Due 9/17/2026	785,000.00	09/08/2021 1.09%	783,516.35 783,516.35	99.11 1.24%	778,047.26 1,007.42	0.20% (5,469.09)	Aa2 AA	4.80 4.66
91282CCW9	US Treasury Note 0.75% Due 8/31/2026	1,570,000.00	09/23/2021 0.90%	1,558,899.61 1,558,899.61	98.02 1.17%	1,538,844.92 2,016.71	0.40% (20,054.69)	Aaa AA+	4.84 4.72
58989V2D5	Met Tower Global Funding Note 1.25% Due 9/14/2026	1,715,000.00	09/07/2021 1.27%	1,713,422.20 1,713,422.20	98.40 1.59%	1,687,494.83 2,798.78	0.44% (25,927.37)	Aa3 AA-	4.87 4.69
91282CCZ2	US Treasury Note 0.875% Due 9/30/2026	3,130,000.00	10/18/2021 1.19%	3,083,172.27 3,083,172.27	98.55 1.18%	3,084,762.11 2,407.69	0.81% 1,589.84	Aaa AA+	4.92 4.79
TOTAL PORTFOLIO		375,917,026.64	1.30%	377,010,401.93	0.67%	379,719,301.04	100.00%	Aa1	2.14
TOTAL MARKET VALUE PLUS ACCRUED						1,097,104.98	2,708,899.11	AA	2.06
						380,816,406.02			

City of Corona Consolidated

Account #10003

Issuer Report

As of October 31, 2021



Issue Name	Par	Cost	Market Value	MVACC	% Portfolio
Government of United States	\$77,000,000.00	\$77,050,946.00	\$77,847,343.03	\$78,054,183.25	20.50%
Local Agency Investment Fund	\$68,473,420.92	\$68,473,420.92	\$68,473,420.92	\$68,485,218.06	17.98%
Federal Home Loan Mortgage Corp	\$41,684,892.08	\$42,049,416.24	\$42,374,379.58	\$42,483,751.13	11.16%
Federal National Mortgage Association	\$37,275,000.00	\$37,262,293.10	\$37,187,865.86	\$37,281,027.74	9.79%
Federal Home Loan Bank	\$18,000,000.00	\$18,594,615.40	\$18,976,153.50	\$19,117,354.89	5.02%
Inter-American Dev Bank	\$13,990,000.00	\$13,881,906.80	\$13,965,523.66	\$13,999,776.54	3.68%
Intl Bank Recon and Development	\$6,300,000.00	\$6,272,360.85	\$6,157,531.80	\$6,157,794.31	1.62%
JP Morgan Chase & Co	\$5,860,000.00	\$5,902,566.85	\$5,845,159.79	\$5,862,385.31	1.54%
Bank of America Corp	\$5,550,000.00	\$5,578,470.00	\$5,622,121.20	\$5,650,711.87	1.48%
John Deere ABS	\$5,417,544.27	\$5,437,329.46	\$5,429,721.19	\$5,432,742.98	1.43%
Amazon.com Inc	\$4,865,000.00	\$4,843,983.20	\$4,823,350.74	\$4,846,189.21	1.27%
Honda ABS	\$4,720,483.57	\$4,720,138.47	\$4,728,529.99	\$4,730,227.32	1.24%
US Bancorp	\$4,145,000.00	\$4,136,171.15	\$4,272,309.53	\$4,295,913.00	1.13%
Toyota ABS	\$4,115,000.00	\$4,114,235.35	\$4,103,437.94	\$4,103,965.05	1.08%
Charles Schwab Corp/The	\$4,025,000.00	\$4,047,505.00	\$4,079,569.05	\$4,097,059.15	1.08%
Toronto Dominion Holdings	\$3,680,000.00	\$3,690,539.18	\$3,846,666.91	\$3,871,963.71	1.02%
Royal Bank of Canada	\$3,600,000.00	\$3,598,128.00	\$3,731,864.40	\$3,772,364.40	0.99%
Deere & Company	\$3,640,000.00	\$3,593,010.60	\$3,674,930.02	\$3,684,128.69	0.97%
Verizon Owner Trust	\$3,650,000.00	\$3,649,418.23	\$3,660,983.24	\$3,662,131.76	0.96%
State of California	\$3,385,000.00	\$3,462,753.45	\$3,539,999.15	\$3,546,769.15	0.93%
Bank of New York	\$3,254,000.00	\$3,339,580.20	\$3,420,087.41	\$3,445,034.74	0.90%
Honda Motor Corporation	\$3,190,000.00	\$3,186,537.90	\$3,361,507.84	\$3,375,823.18	0.89%
Toyota Motor Corp	\$3,325,000.00	\$3,323,537.00	\$3,278,270.45	\$3,292,089.98	0.86%
Paccar Financial	\$3,015,000.00	\$3,012,476.85	\$3,151,415.35	\$3,172,472.88	0.83%
ChevronTexaco Corp	\$3,000,000.00	\$2,982,300.00	\$3,109,080.00	\$3,142,851.42	0.83%
PNC Financial Services Group	\$3,050,000.00	\$3,049,725.50	\$3,093,245.95	\$3,112,549.91	0.82%
Truist Financial Corporation	\$3,000,000.00	\$3,070,320.00	\$3,044,337.00	\$3,077,632.83	0.81%
Hyundai Auot Receivables	\$2,980,000.00	\$2,979,481.34	\$2,971,533.48	\$2,972,036.77	0.78%
Guardian Life Global Funding	\$3,000,000.00	\$2,969,700.00	\$2,940,903.00	\$2,951,184.26	0.77%
Wal-Mart Stores	\$2,785,000.00	\$2,840,416.35	\$2,868,685.26	\$2,893,303.79	0.76%

City of Corona Consolidated

Account #10003

Issuer Report

As of October 31, 2021



Issue Name	Par	Cost	Market Value	MVACC	% Portfolio
Bank of Montreal Chicago	\$2,761,000.00	\$2,862,660.02	\$2,819,737.51	\$2,845,276.76	0.75%
Caterpillar Inc	\$2,593,000.00	\$2,624,484.21	\$2,686,908.09	\$2,713,698.83	0.71%
Berkshire Hathaway	\$2,500,000.00	\$2,425,225.00	\$2,570,827.50	\$2,579,612.22	0.68%
Apple Inc	\$2,215,000.00	\$2,112,644.85	\$2,277,268.08	\$2,303,552.75	0.60%
Mass Mutual Insurance	\$2,272,000.00	\$2,271,369.92	\$2,228,807.00	\$2,236,759.00	0.59%
GM Financial Automobile Leasing Trust	\$2,145,000.00	\$2,144,970.83	\$2,134,360.80	\$2,134,616.41	0.56%
Hyundai Auto Lease Securitization	\$1,900,000.00	\$1,899,715.00	\$1,892,405.70	\$1,892,684.37	0.50%
Metlife Inc	\$1,715,000.00	\$1,713,422.20	\$1,687,494.83	\$1,690,293.61	0.44%
Nissan ABS	\$1,665,730.53	\$1,665,642.58	\$1,680,325.66	\$1,681,754.49	0.44%
Mercedes-Benz Auto Lease Trust	\$1,659,970.31	\$1,659,830.60	\$1,663,242.08	\$1,663,975.56	0.44%
Federated Govt Obligation Money Market Fund	\$1,354,984.96	\$1,354,984.96	\$1,354,984.96	\$1,354,984.96	0.36%
BMW Vehicle Lease Trust	\$950,000.00	\$949,901.96	\$945,541.66	\$945,593.91	0.25%
United Health Group Inc	\$805,000.00	\$807,605.05	\$797,282.46	\$801,448.34	0.21%
GM Financial Securitized Term Auto Trust	\$780,000.00	\$779,980.11	\$776,411.22	\$776,558.55	0.20%
Salesforce.com Inc	\$625,000.00	\$624,681.25	\$623,776.25	\$624,958.98	0.16%
TOTAL	\$375,917,026.64	\$377,010,401.93	\$379,719,301.04	\$380,816,406.02	100.00%



Chandler Asset Management, Inc. ("Chandler") is an SEC registered investment adviser. For additional information about our firm, please see our current disclosures (Form ADV). To obtain a copy of our current disclosures, you may contact your client service representative by calling the number on the front of this statement or you may visit our website at www.chandlerasset.com.

Information contained in this monthly statement is confidential and is provided for informational purposes only and should not be construed as specific investment or legal advice. The information contained herein was obtained from sources believed to be reliable as of the date of this statement, but may become outdated or superseded at any time without notice.

Custody: Your qualified custodian bank maintains control of all assets reflected in this statement and we urge you to compare this statement to the one you receive from your qualified custodian. Chandler does not have any authority to withdraw or deposit funds from/to the custodian account.

Valuation: Prices are provided by IDC, an independent pricing source. In the event IDC does not provide a price or if the price provided is not reflective of fair market value, Chandler will obtain pricing from an alternative approved third party pricing source in accordance with our written valuation policy and procedures. Our valuation procedures are also disclosed in Item 5 of our Form ADV Part 2A.

Performance: Performance results are presented gross-of-advisory fees and represent the client's Total Return. The deduction of advisory fees lowers performance results. These results include the reinvestment of dividends and other earnings. Past performance may not be indicative of future results. Therefore, clients should not assume that future performance of any specific investment or investment strategy will be profitable or equal to past performance levels. All investment strategies have the potential for profit or loss. Economic factors, market conditions or changes in investment strategies, contributions or withdrawals may materially alter the performance and results of your portfolio.

Source ice Data Indices, LLC ("ICE"), used with permission. ICE PERMITS USE OF THE ICE INDICES AND RELATED DATA ON AN "AS IS" BASIS; ICE, ITS AFFILIATES AND THEIR RESPECTIVE THIRD PARTY SUPPLIERS DISCLAIM ANY AND ALL WARRANTIES AND REPRESENTATIONS, EXPRESS AND/OR IMPLIED, INCLUDING ANY WARRANTIES OF MERCHANTABILITY OR FITNESS FOR A PARTICULAR PURPOSE OR USE, INCLUDING THE INDICES, INDEX DATA AND ANY DATA INCLUDED IN, RELATED TO, OR DERIVED THEREFROM. NEITHER ICE DATA, ITS AFFILIATES OR THEIR RESPECTIVE THIRD PARTY PROVIDERS GUARANTEE THE QUALITY, ADEQUACY, ACCURACY, TIMELINESS OR COMPLETENESS OF THE INDICES OR THE INDEX DATA OR ANY COMPONENT THEREOF, AND THE INDICES AND INDEX DATA AND ALL COMPONENTS THEREOF ARE PROVIDED ON AN "AS IS" BASIS AND LICENSEE'S USE IS AT LICENSEE'S OWN RISK. ICE DATA, ITS AFFILIATES AND THEIR RESPECTIVE THIRD PARTY DO NOT SPONSOR, ENDORSE, OR RECOMMEND CHANDLER, OR ANY OF ITS PRODUCTS OR SERVICES.

Index returns assume reinvestment of all distributions. Historical performance results for investment indexes generally do not reflect the deduction of transaction and/or custodial charges or the deduction of an investment management fee, the incurrence of which would have the effect of decreasing historical performance results. It is not possible to invest directly in an index.

Ratings: Ratings information have been provided by Moody's, S&P and Fitch through data feeds we believe to be reliable as of the date of this statement, however we cannot guarantee its accuracy.

Security level ratings for U.S. Agency issued mortgage-backed securities ("MBS") reflect the issuer rating because the securities themselves are not rated. The issuing U.S. Agency guarantees the full and timely payment of both principal and interest and carries a AA+/Aaa/AAA by S&P, Moody's and Fitch respectively.



Benchmark Index	Disclosure
ICE BofA 1-5 Yr US Treasury & Agency Index	The ICE BofA 1-5 Year US Treasury & Agency Index tracks the performance of US dollar denominated US Treasury and nonsubordinated US agency debt issued in the US domestic market. Qualifying securities must have an investment grade rating (based on an average of Moody's, S&P and Fitch). Qualifying securities must have at least one year remaining term to final maturity and less than five years remaining term to final maturity, at least 18 months to maturity at time of issuance, a fixed coupon schedule, and a minimum amount outstanding of \$1 billion for sovereigns and \$250 million for agencies.

Portfolio Performance

October 31, 2021

Date	City of Corona	City of Corona Internal Account	City of Corona Consolidated Account
7/31/2006			
8/31/2006	0.744%	0.530%	0.633%
9/30/2006	0.559%	0.506%	0.533%
10/31/2006	0.585%	0.445%	0.517%
10/31/2006	0.585%	0.445%	0.517%
11/30/2006	0.655%	0.488%	0.573%
12/31/2006	-0.102%	0.203%	0.044%
1/31/2007	0.159%	0.350%	0.250%
2/28/2007	1.021%	0.604%	0.798%
3/31/2007	0.334%	0.407%	0.372%
4/30/2007	0.403%	0.415%	0.409%
5/31/2007	-0.330%	0.247%	-0.031%
6/30/2007	0.360%	0.413%	0.390%
7/31/2007	0.984%	0.429%	0.672%
8/31/2007	0.940%	0.464%	0.809%
9/30/2007	0.824%	0.415%	0.728%
10/31/2007	0.451%	0.410%	0.443%
11/30/2007	1.608%	0.401%	1.392%
12/31/2007	0.414%	0.404%	0.413%
1/31/2008	1.952%	0.388%	1.600%
2/29/2008	0.908%	0.329%	0.730%
3/31/2008	0.102%	0.321%	0.164%
4/30/2008	-0.683%	0.278%	-0.482%
5/31/2008	-0.519%	0.263%	-0.340%
6/30/2008	0.310%	0.237%	0.288%
7/31/2008	0.468%	0.237%	0.406%
8/31/2008	0.494%	0.232%	0.431%
9/30/2008	-0.920%	0.227%	-0.704%
10/31/2008	0.620%	0.231%	0.549%
11/30/2008	2.483%	0.208%	2.067%
12/31/2008	2.145%	0.206%	1.875%
1/31/2009	-0.248%	0.175%	-0.192%
2/28/2009	0.166%	0.141%	0.160%
3/31/2009	0.639%	0.153%	0.555%
4/30/2009	0.500%	0.132%	0.454%
5/31/2009	0.334%	0.134%	0.307%
6/30/2009	-0.121%	0.114%	-0.067%
7/31/2009	0.518%	0.089%	0.428%
8/31/2009	0.662%	0.074%	0.544%
9/30/2009	0.353%	0.062%	0.301%
10/31/2009	0.444%	0.054%	0.386%
11/30/2009	0.866%	0.050%	0.775%
12/31/2009	-1.061%	0.049%	-0.960%
1/31/2010	0.957%	0.048%	0.855%
2/28/2010	0.398%	0.041%	0.322%
3/31/2010	-0.270%	0.046%	-0.218%
4/30/2010	0.514%	0.048%	0.446%
5/31/2010	0.464%	0.047%	0.419%
6/30/2010	0.895%	0.042%	0.743%
7/31/2010	0.670%	0.049%	0.548%
8/31/2010	0.389%	0.043%	0.329%
9/30/2010	0.322%	0.041%	0.285%
10/31/2010	0.490%	0.041%	0.444%
11/30/2010	-0.447%	0.037%	-0.400%
12/31/2010	-0.424%	0.038%	-0.381%
1/31/2011	0.246%	0.038%	0.227%
2/28/2011	-0.060%	0.034%	-0.044%

Date	City of Corona	City of Corona Internal Account	City of Corona Consolidated Account
3/31/2011	0.030%	0.037%	0.031%
4/30/2011	0.678%	0.050%	0.599%
5/31/2011	0.519%	0.036%	0.459%
6/30/2011	-0.059%	0.032%	-0.040%
7/31/2011	0.658%	0.046%	0.536%
8/31/2011	0.423%	0.031%	0.354%
9/30/2011	-0.178%	0.031%	-0.143%
10/31/2011	0.293%	0.035%	0.254%
11/30/2011	-0.053%	0.031%	-0.038%
12/31/2011	0.307%	0.030%	0.264%
1/31/2012	0.542%	0.035%	0.466%
2/29/2012	-0.011%	0.030%	-0.002%
3/31/2012	-0.125%	0.032%	-0.095%
4/30/2012	0.449%	0.029%	0.372%
5/31/2012	0.072%	0.031%	0.064%
6/30/2012	0.107%	0.030%	0.089%
7/31/2012	0.431%	0.029%	0.332%
8/31/2012	0.181%	0.030%	0.151%
9/30/2012	0.046%	0.028%	0.042%
10/31/2012	-0.035%	0.028%	-0.024%
11/30/2012	0.243%	0.026%	0.210%
12/31/2012	-0.043%	0.028%	-0.034%
1/31/2013	-0.100%	0.023%	-0.084%
2/28/2013	0.218%	0.022%	0.185%
3/31/2013	0.056%	0.024%	0.052%
4/30/2013	0.225%	0.020%	0.213%
5/31/2013	-0.474%	0.022%	-0.442%
6/30/2013	-0.505%	0.020%	-0.424%
7/31/2013	0.280%	0.022%	0.240%
8/31/2013	-0.238%	0.023%	-0.200%
9/30/2013	0.493%	0.021%	0.438%
10/31/2013	0.339%	0.021%	0.305%
11/30/2013	0.150%	0.022%	0.137%
12/31/2013	-0.423%	0.025%	-0.379%
1/31/2014	0.483%	0.018%	0.434%
2/28/2014	0.175%	0.018%	0.148%
3/31/2014	-0.271%	0.020%	-0.228%
4/30/2014	0.274%	0.017%	0.239%
5/31/2014	0.380%	0.020%	0.338%
6/30/2014	-0.058%	0.019%	-0.047%
7/31/2014	-0.200%	0.019%	-0.157%
8/31/2014	0.289%	0.021%	0.242%
9/30/2014	-0.151%	0.020%	-0.124%
10/31/2014	0.392%	0.020%	0.333%
11/30/2014	0.320%	0.021%	0.273%
12/31/2014	-0.210%	0.023%	-0.175%
1/31/2015	0.961%	0.023%	0.800%
2/28/2015	-0.419%	0.020%	-0.297%
3/31/2015	0.404%	0.024%	0.325%
4/30/2015	0.035%	0.021%	0.032%
5/31/2015	0.082%	0.025%	0.071%
6/30/2015	-0.143%	0.024%	-0.105%
7/31/2015	0.166%	0.026%	0.131%
8/31/2015	-0.009%	0.028%	0.000%
9/30/2015	0.490%	0.027%	0.401%
10/31/2015	-0.089%	0.027%	-0.069%
11/30/2015	-0.240%	0.030%	-0.201%
12/31/2015	-0.085%	0.034%	-0.070%
1/31/2016	0.917%	0.034%	0.836%
2/29/2016	0.206%	0.036%	0.180%

Date	City of Corona	City of Corona Internal Account	City of Corona Consolidated Account
3/31/2016	0.383%	0.043%	0.333%
4/30/2016	0.044%	0.041%	0.043%
5/31/2016	-0.121%	0.073%	-0.097%
6/30/2016	0.796%	0.048%	0.683%
7/31/2016	0.045%	0.020%	0.040%
8/31/2016	-0.215%	0.052%	-0.185%
9/30/2016	0.105%	0.053%	0.099%
10/31/2016	-0.128%	0.054%	-0.099%

Date	City of Corona	City of Corona Internal Account	City of Corona Consolidated Account
11/30/2016	-0.814%	0.055%	-0.696%
12/31/2016	0.063%	0.074%	0.064%
1/31/2017	0.177%	0.065%	0.163%
2/28/2017	0.203%	0.059%	0.175%
3/31/2017	0.092%	0.062%	0.086%
4/30/2017	0.330%	0.071%	0.282%
5/31/2017	0.236%	0.079%	0.205%
6/30/2017	-0.062%	0.081%	-0.036%
7/31/2017	0.305%	0.086%	0.259%
8/31/2017	0.304%	0.092%	0.269%
9/30/2017	-0.233%	0.092%	-0.181%
10/31/2017	-0.032%	0.094%	-0.007%
11/30/2017	-0.269%	0.096%	-0.213%
12/31/2017	0.026%	0.105%	0.036%
1/31/2018	-0.471%	0.123%	-0.382%
2/28/2018	-0.167%	0.108%	-0.108%
3/31/2018	0.219%	0.129%	0.201%
4/30/2018	-0.200%	0.154%	-0.132%
5/31/2018	0.467%	0.151%	0.405%
6/30/2018	-0.007%	0.151%	0.030%
7/31/2018	-0.005%	0.218%	0.043%
8/31/2018	0.458%	0.169%	0.419%
9/30/2018	-0.167%	0.168%	-0.123%
10/31/2018	0.039%	0.232%	0.062%
11/30/2018	0.384%	0.180%	0.357%
12/31/2018	0.968%	0.196%	0.882%
1/31/2019	0.514%	0.241%	0.477%
2/28/2019	0.166%	0.185%	0.169%
3/31/2019	0.774%	0.206%	0.670%
4/30/2019	0.192%	0.233%	0.200%
5/31/2019	0.822%	0.208%	0.704%
6/30/2019	0.687%	0.201%	0.612%
7/31/2019	-0.046%	0.235%	0.008%
8/31/2019	1.074%	0.199%	0.993%
9/30/2019	-0.144%	0.186%	-0.113%
10/31/2019	0.331%	0.218%	0.320%
11/30/2019	-0.005%	0.169%	0.008%
12/31/2019	0.194%	0.177%	0.193%
1/31/2020	0.845%	0.202%	0.804%
2/29/2020	1.016%	0.150%	0.911%
3/31/2020	0.494%	0.151%	0.461%
4/30/2020	0.757%	0.172%	0.707%
5/31/2020	0.513%	0.115%	0.480%
6/30/2020	0.284%	0.102%	0.272%
7/31/2020	0.259%	0.098%	0.238%
8/31/2020	0.049%	0.066%	0.051%
9/30/2020	0.012%	0.056%	0.016%
10/31/2020	-0.041%	0.060%	-0.034%
11/30/2020	0.137%	0.048%	0.133%
12/31/2020	0.164%	0.047%	0.159%
1/31/2021	-0.022%	0.049%	-0.018%
2/28/2021	-0.335%	0.031%	-0.299%
3/31/2021	-0.129%	0.031%	-0.117%
4/30/2021	0.212%	0.035%	0.195%
5/31/2021	0.228%	0.027%	0.213%
6/30/2021	-0.209%	0.022%	-0.181%
7/31/2021	0.329%	0.024%	0.283%
8/31/2021	-0.040%	0.019%	-0.029%
9/30/2021	-0.253%	0.017%	-0.208%
10/31/2021	-0.464%	0.026%	-0.378%