


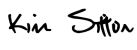



City of Corona Investment Portfolio Report Month Ending May 31, 2022

In accordance with the City Investment Policy, a monthly investment report shall be filed with the City Council which provides a clear picture of the status of the current investments. The report for the month ending May 31, 2022 has been prepared by Chandler Asset Management. We hereby certify that this report accurately reflects all pooled investments and is in compliance with the City's Investment Policy. Combined with anticipated revenues, the portfolio contains sufficient investment liquidity to meet budgeted expenditures for the next six months.



SUBMITTED BY:

DocuSigned by:

 ACDF9B8DE62B4FC...
Chad T. Willardson
 City Treasurer

DocuSigned by:

 AE6AA49B0BD44E7...
Kim Sitton
 Finance Director

DocuSigned by:

 2000B2ABD53A45C...
Roger Bradley
 Assistant City Manager

REVIEWED BY:

DS

 DocuSigned by:

 C477487B2FB3436...
Christine Thompson
 Accounting Manager

Beginning balance April 30, 2022		\$ 401,234,113
Acquisitions / Additions:		
Agency Notes	\$	-
US Corporate Notes	\$	10,447,061
LAIF	\$	37,200,000
Money Market Fund	\$	<u>4,077,652</u>
		\$ 51,724,713
Dispositions / Withdrawals:		
Agency Notes	\$	270,950
US Corporate Notes	\$	7,298,557
LAIF	\$	12,900,000
Money Market Fund	\$	<u>6,650,381</u>
		\$ 27,119,888
Gain/(Loss) on Dispositions		\$ (21,196)
Ending balance, May 31, 2022		<u>\$ 425,817,742</u>



City of Corona Consolidated - Account #10003

MONTHLY ACCOUNT STATEMENT

MAY 1, 2022 THROUGH MAY 31, 2022

Chandler Team:

For questions about your account, please call (800) 317-4747,
or contact operations@chandlerasset.com

Custodian

Bank of New York Mellon
Lauren Dehner
(904) 645-1918

CHANDLER ASSET MANAGEMENT
chandlerasset.com

Information contained herein is confidential. We urge you to compare this statement to the one you receive from your qualified custodian. Please see Important Disclosures.

City of Corona Consolidated

Account #10003

Portfolio Summary

As of May 31, 2022



PORTFOLIO CHARACTERISTICS

Average Modified Duration	1.79
Average Coupon	1.34%
Average Purchase YTM	1.29%
Average Market YTM	2.27%
Average S&P/Moody Rating	AA/Aa1
Average Final Maturity	2.04 yrs
Average Life	1.86 yrs

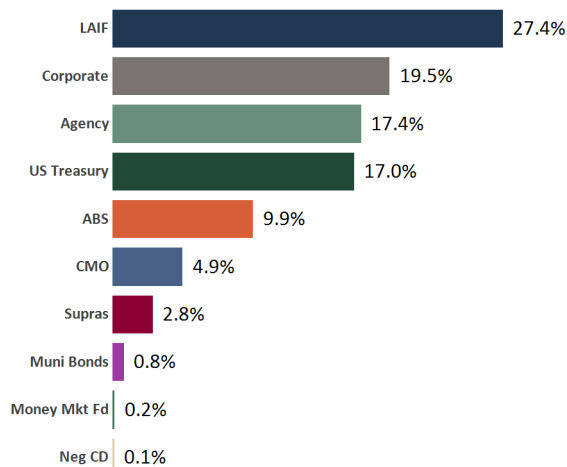
ACCOUNT SUMMARY

	Beg. Values as of 4/30/22	End Values as of 5/31/22
Market Value	387,502,879	413,438,205
Accrued Interest	955,605	1,106,217
Total Market Value	388,458,484	414,544,422
Income Earned	445,910	455,437
Cont/WD		0
Par	399,907,195	424,667,592
Book Value	401,234,113	425,817,742
Cost Value	401,234,113	425,817,742

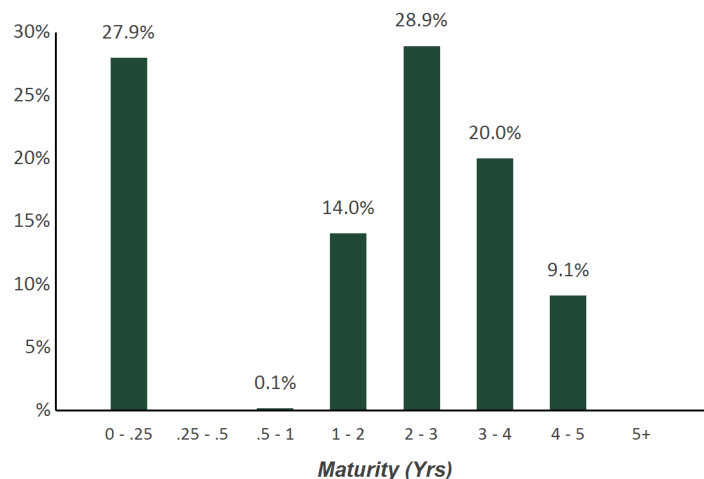
TOP ISSUERS

Local Agency Investment Fund	27.4%
Government of United States	17.0%
Federal Home Loan Mortgage Corp	9.7%
Federal National Mortgage Assoc	7.2%
Federal Home Loan Bank	5.4%
Inter-American Dev Bank	1.4%
Honda ABS	1.4%
Intl Bank Recon and Development	1.4%
Total	71.0%

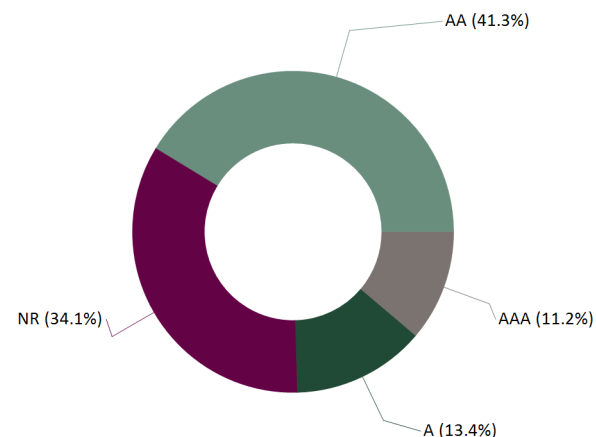
SECTOR ALLOCATION



MATURITY DISTRIBUTION



CREDIT QUALITY (S&P)



Statement of Compliance

As of May 31, 2022



City of Corona Consolidated

This portfolio is a consolidation of assets managed by Chandler Asset Management and assets managed internally by Client. Chandler relies on Client to provide accurate information for reporting assets and producing this compliance statement.

Category	Standard	Comment
U.S. Treasury Issues	No limitations	Complies
Federal Agencies	75% maximum; Federal agency or US government-sponsored enterprise obligations, participations, or other instruments, including those issued or fully guaranteed as to principal or interest by federal agencies or US government-sponsored enterprises.	Complies
Municipal Securities	"A" rated or better by a NRSRO; 25% maximum; 5% max per issuer; Bonds issued by the City, including Bonds payable solely out of revenue from a revenue producing property owned, controlled or operated by the City; Bonds, Notes or other evidence of indebtedness of any local agency within California, or state warrants, or Treasury Notes or Bonds of California; Bonds, Notes or other evidence of indebtedness in any of the other 49 states, in addition to California.	Complies
Supranationals	"AA" rated or better by a NRSRO; 10% max per issuer; Washington D.C. based issuers: IADB, IBRD, and IFC	Complies
Banker's Acceptances	20% maximum; 5% per issuer; 25% max per institution; 180 days max maturity	Complies
Commercial Paper	"A-1/P-1" rating for issuer's Commercial Paper; "A2/A" or higher rating on long term debt; 25% maximum; 5% max per issuer; 10% max of the issuer's outstanding paper; 270 days max maturity; U.S. domiciled corporations with assets > \$500 million	Complies
Corporate Medium Term Notes	"A" rated or better by NRSRO; 30% maximum; 5% max per issuer; Issued by corporations; U.S. domiciled corporations or U.S. licensed depository	Complies
Negotiable Certificates of Deposit	"A-1/P-1" or better short term debt rating; and "A2/A" or better long term debt rating; 20% maximum; 5% max per issuer; 3 years max maturity; May not exceed shareholder's equity of issuing bank or net worth of issuing S&L or Federal Association; Issued by a nationally or state chartered bank, a federal association, or a state licensed branch of a foreign owned bank (insured by federal government)	Complies
Mutual Funds and Money Market Mutual Funds	Highest rating or "AAA" rated by two NRSROs; SEC registered investment adviser with AUM >\$500 million and experience > 5 years; 20% maximum; 10% max per one Mutual Fund; 20% maximum in Money Market Mutual Funds; 20% maximum in Mutual Funds and Money Market Mutual Fund	Complies
Asset-Backed, Mortgage-Backed Pass Through Securities, Collateralized Mortgage Obligations (Non-Government Issued)	"AA" or rating category or better by a NRSRO; 15% maximum; 5% max per issuer; Non-Government issued	Complies
Repurchase Agreements	10% maximum; 5% max per issuer; 14 days max maturity; 102% collateral or greater with securities permitted in the policy; Not used by investment adviser	Complies
Local Agency Investment Fund (LAIF)	Limit set by LAIF; State of California Local Agency Investment Fund (LAIF) or other Local Government Investment Pools established by public entities; Not used by investment adviser	Complies
Prohibited	Reverse Repurchase Agreements, Zero coupon bonds, Futures and Option Contracts; Zero coupon bonds	Complies
Max Per Issuer	5% per issuer (except US Government, its Agencies and instrumentalities, Money Market Mutual Funds, and LAIF)	Complies
Maximum maturity	5 years	Complies

City of Corona Consolidated

Account #10003

Holdings Report

As of May 31, 2022



CUSIP	Security Description	Par Value/Units	Purchase Date Book Yield	Cost Value Book Value	Mkt Price Mkt YTM	Market Value Accrued Int.	% of Port. Gain/Loss	Moody/S&P Fitch	Maturity Duration
ABS									
47789JAD8	John Deere Owner Trust 2019-A A3 2.91% Due 7/17/2023	6,544.70	08/27/2019 1.90%	6,680.96 6,680.96	100.03 2.12%	6,546.58 8.46	0.00% (134.38)	Aaa / NR AAA	1.13 0.04
43815NAC8	Honda Auto Receivables Trust 2019-3 A3 1.78% Due 8/15/2023	504,468.32	08/20/2019 1.79%	504,464.13 504,464.13	99.94 2.06%	504,177.75 399.09	0.12% (286.38)	Aaa / AAA NR	1.21 0.21
58769EAC2	Mercedes-Benz Auto Lease Trust 2020- B A3 0.4% Due 11/15/2023	844,862.14	09/15/2020 0.40%	844,819.30 844,819.30	99.39 2.14%	839,692.41 150.20	0.20% (5,126.89)	NR / AAA AAA	1.46 0.35
477870AC3	John Deere Owner Trust 2019-B A3 2.21% Due 12/15/2023	155,581.31	07/16/2019 2.23%	155,548.29 155,548.29	100.09 1.87%	155,717.60 152.82	0.04% 169.31	Aaa / NR AAA	1.54 0.25
92348AAA3	Verizon Owner Trust 2019-C A1A 1.94% Due 4/22/2024	556,980.52	10/01/2019 1.95%	556,937.57 556,937.57	100.00 1.96%	556,957.68 330.17	0.13% 20.11	NR / AAA AAA	1.90 0.30
44891VAC5	Hyundai Auto Lease Trust 2021-B A3 0.33% Due 6/17/2024	1,900,000.00	06/08/2021 0.34%	1,899,715.00 1,899,715.00	97.79 2.73%	1,858,055.60 278.67	0.45% (41,659.40)	Aaa / AAA NR	2.05 0.92
65479JAD5	Nissan Auto Receivables Owner 2019-C A3 1.93% Due 7/15/2024	842,733.01	10/16/2019 1.94%	842,688.52 842,688.52	99.91 2.22%	841,965.28 722.88	0.20% (723.24)	Aaa / AAA NR	2.13 0.32
43813DAC2	Honda Auto Receivables 2020-2 A3 0.82% Due 7/15/2024	631,627.08	05/18/2020 0.83%	631,577.37 631,577.37	99.16 2.41%	626,322.69 230.19	0.15% (5,254.68)	Aaa / AAA NR	2.13 0.53
47789KAC7	John Deere Owner Trust 2020-A A3 1.1% Due 8/15/2024	1,132,379.21	Various 1.00%	1,134,819.63 1,134,819.63	99.33 2.53%	1,124,786.62 553.60	0.27% (10,033.01)	Aaa / NR AAA	2.21 0.47
43813KAC6	Honda Auto Receivables Trust 2020-3 A3 0.37% Due 10/18/2024	1,457,694.37	09/22/2020 0.38%	1,457,480.23 1,457,480.23	98.69 2.46%	1,438,565.05 194.76	0.35% (18,915.18)	NR / AAA AAA	2.39 0.63
36262XAC8	GM Financial Auto Lease Trust 2021-3 A2 0.39% Due 10/21/2024	2,145,000.00	08/10/2021 0.39%	2,144,970.83 2,144,970.83	97.19 2.83%	2,084,755.53 255.61	0.50% (60,215.30)	NR / AAA AAA	2.39 1.16
47787NAC3	John Deere Owner Trust 2020-B A3 0.51% Due 11/15/2024	491,978.79	07/14/2020 0.52%	491,903.82 491,903.82	98.78 2.47%	485,954.50 111.52	0.12% (5,949.32)	Aaa / NR AAA	2.46 0.63
09690AAC7	BMW Vehicle Lease Trust 2021-2 A3 0.33% Due 12/26/2024	950,000.00	09/08/2021 0.34%	949,901.96 949,901.96	97.55 2.74%	926,689.86 52.25	0.22% (23,212.10)	Aaa / NR AAA	2.58 1.03
89236XAC0	Toyota Auto Receivables 2020-D A3 0.35% Due 1/15/2025	1,136,219.11	10/06/2020 0.36%	1,136,007.43 1,136,007.43	98.78 2.51%	1,122,303.85 176.75	0.27% (13,703.58)	NR / AAA AAA	2.63 0.57

City of Corona Consolidated

Holdings Report



Account #10003

As of May 31, 2022

CUSIP	Security Description	Par Value/Units	Purchase Date Book Yield	Cost Value Book Value	Mkt Price Mkt YTM	Market Value Accrued Int.	% of Port. Gain/Loss	Moody/S&P Fitch	Maturity Duration
ABS									
44891WAC3	Hyundai Auto Lease Trust 2022-A A3 1.16% Due 1/15/2025	1,205,000.00	01/11/2022 1.16%	1,204,973.37 1,204,973.37	97.23 3.07%	1,171,567.28 621.24	0.28% (33,406.09)	Aaa / AAA NR	2.63 1.47
92290BAA9	Verizon Owner Trust 2020-B A 0.47% Due 2/20/2025	2,260,000.00	08/04/2020 0.48%	2,259,525.40 2,259,525.40	98.55 2.61%	2,227,126.04 324.56	0.54% (32,399.36)	Aaa / NR AAA	2.73 0.68
89238LAC4	Toyota Lease Owner Trust 2022-A A3 1.96% Due 2/20/2025	2,565,000.00	02/23/2022 1.98%	2,564,596.27 2,564,596.27	97.97 3.17%	2,512,861.25 1,536.15	0.61% (51,735.02)	NR / AAA AAA	2.73 1.70
36265MAC9	GM Financial Auto Lease Trust 2022-1 A3 1.9% Due 3/20/2025	2,105,000.00	02/15/2022 1.91%	2,104,981.90 2,104,981.90	97.88 3.25%	2,060,418.21 1,222.07	0.50% (44,563.69)	Aaa / NR AAA	2.81 1.59
05601XAC3	BMW Vehicle Lease Trust 2022-1 A3 1.1% Due 3/25/2025	1,000,000.00	01/11/2022 1.11%	999,850.50 999,850.50	97.26 3.13%	972,617.00 183.33	0.23% (27,233.50)	NR / AAA AAA	2.82 1.36
43813GAC5	Honda Auto Receivables Trust 2021-1 A3 0.27% Due 4/21/2025	770,000.00	02/17/2021 0.27%	769,985.91 769,985.91	97.85 2.96%	753,441.92 57.75	0.18% (16,543.99)	Aaa / NR AAA	2.89 0.80
44891RAC4	Hyundai Auto Receivables Trust 2020-C A3 0.38% Due 5/15/2025	1,640,000.00	10/20/2020 0.39%	1,639,622.31 1,639,622.31	98.29 2.70%	1,611,874.00 276.98	0.39% (27,748.31)	NR / AAA AAA	2.96 0.74
89240BAC2	Toyota Auto Receivables Owners 2021- A A3 0.26% Due 5/15/2025	2,825,000.00	02/02/2021 0.27%	2,824,475.68 2,824,475.68	97.99 2.72%	2,768,180.78 326.44	0.67% (56,294.90)	Aaa / NR AAA	2.96 0.82
44933LAC7	Hyundai Auto Receivables Trust 2021-A A3 0.38% Due 9/15/2025	1,340,000.00	04/20/2021 0.38%	1,339,859.03 1,339,859.03	97.14 3.00%	1,301,666.63 226.31	0.31% (38,192.40)	NR / AAA AAA	3.30 1.10
43815GAC3	Honda Auto Receivables Trust 2021-4 A3 0.88% Due 1/21/2026	1,025,000.00	11/16/2021 0.89%	1,024,783.93 1,024,783.93	96.10 3.20%	985,044.48 250.56	0.24% (39,739.45)	Aaa / NR AAA	3.65 1.70
47789QAC4	John Deere Owner Trust 2021-B A3 0.52% Due 3/16/2026	1,290,000.00	07/13/2021 0.52%	1,289,884.93 1,289,884.93	95.16 3.53%	1,227,511.11 298.13	0.30% (62,373.82)	Aaa / NR AAA	3.79 1.63
89238JAC9	Toyota Auto Receivables Trust 2021-D A3 0.71% Due 4/15/2026	955,000.00	11/09/2021 0.71%	954,979.66 954,979.66	95.88 3.71%	915,691.25 301.36	0.22% (39,288.41)	NR / AAA AAA	3.88 1.39
44935FAD6	Hyundai Auto Receivables Trust 2021-C A3 0.74% Due 5/15/2026	730,000.00	11/09/2021 0.75%	729,837.06 729,837.06	95.92 3.22%	700,216.00 240.09	0.17% (29,621.06)	NR / AAA AAA	3.96 1.67

City of Corona Consolidated

Holdings Report



Account #10003

As of May 31, 2022

CUSIP	Security Description	Par Value/Units	Purchase Date Book Yield	Cost Value Book Value	Mkt Price Mkt YTM	Market Value Accrued Int.	% of Port. Gain/Loss	Moody/S&P Fitch	Maturity Duration
ABS									
43815BAC4	Honda Auto Receivables Trust 2022-1 A3 1.88% Due 5/15/2026	1,650,000.00	02/15/2022 1.89%	1,649,751.84 1,649,751.84	97.03 3.37%	1,600,917.47 1,378.67	0.39% (48,834.37)	Aaa / AAA NR	3.96 2.02
05602RAD3	BMW Vehicle Owner Trust 2022-A A3 3.21% Due 8/25/2026	1,065,000.00	05/10/2022 3.23%	1,064,944.62 1,064,944.62	99.89 3.28%	1,063,851.93 1,234.51	0.26% (1,092.69)	Aaa / AAA NR	4.24 2.04
362554AC1	GM Financial Securitized Term 2021-4 A3 0.68% Due 9/16/2026	780,000.00	10/13/2021 0.68%	779,980.11 779,980.11	96.24 3.15%	750,695.40 221.00	0.18% (29,284.71)	Aaa / AAA NR	4.30 1.54
47787JAC2	John Deere Owner Trust 2022-A A3 2.32% Due 9/16/2026	1,010,000.00	03/10/2022 2.34%	1,009,776.59 1,009,776.59	97.52 3.69%	984,937.86 1,041.42	0.24% (24,838.73)	Aaa / NR AAA	4.30 1.84
448977AD0	Hyundai Auto Receivables Trust 2022-A A3 2.22% Due 10/15/2026	1,350,000.00	03/09/2022 2.23%	1,349,948.03 1,349,948.03	97.76 3.36%	1,319,723.56 1,332.00	0.32% (30,224.47)	NR / AAA AAA	4.38 2.00
380146AC4	GM Financial Auto Receivables 2022-1 A3 1.26% Due 11/16/2026	660,000.00	01/11/2022 1.27%	659,942.65 659,942.65	96.82 3.29%	639,020.59 346.50	0.15% (20,922.06)	NR / AAA AAA	4.47 1.58
02582JIT8	American Express Credit Trust 2022-2 A 3.39% Due 5/17/2027	2,765,000.00	05/17/2022 3.42%	2,764,388.38 2,764,388.38	100.51 3.23%	2,779,145.74 1,822.60	0.67% 14,757.36	NR / AAA AAA	4.96 2.77
Total ABS		41,746,068.56	1.18%	41,743,603.21 41,743,603.21	2.94%	40,918,999.50 16,858.64	9.87% (824,603.71)	Aaa / AAA AAA	3.10 1.27

AGENCY									
3137EAEN5	FHLMC Note 2.75% Due 6/19/2023	1,800,000.00	07/20/2018 2.86%	1,790,964.00 1,790,964.00	100.66 2.11%	1,811,883.60 22,275.00	0.44% 20,919.60	Aaa / AA+ AAA	1.05 1.02
3130A0F70	FHLB Note 3.375% Due 12/8/2023	3,500,000.00	01/16/2019 2.73%	3,602,165.00 3,602,165.00	101.40 2.43%	3,549,024.50 56,765.63	0.87% (53,140.50)	Aaa / AA+ AAA	1.52 1.45
3130A0XE5	FHLB Note 3.25% Due 3/8/2024	1,000,000.00	03/28/2019 2.27%	1,045,410.00 1,045,410.00	101.26 2.52%	1,012,579.00 7,493.06	0.25% (32,831.00)	Aaa / AA+ NR	1.77 1.70
3130AB3H7	FHLB Note 2.375% Due 3/8/2024	4,000,000.00	04/29/2019 2.37%	4,000,280.00 4,000,280.00	99.68 2.56%	3,987,232.00 21,902.78	0.97% (13,048.00)	Aaa / AA+ NR	1.77 1.71
3130A1XJ2	FHLB Note 2.875% Due 6/14/2024	5,500,000.00	Various 1.95%	5,740,000.40 5,740,000.40	100.60 2.57%	5,532,763.51 73,352.43	1.35% (207,236.89)	Aaa / AA+ NR	2.04 1.94
3130A2UW4	FHLB Note 2.875% Due 9/13/2024	4,000,000.00	09/13/2019 1.79%	4,206,760.00 4,206,760.00	100.46 2.67%	4,018,212.00 24,916.67	0.98% (188,548.00)	Aaa / AA+ AAA	2.29 2.18

City of Corona Consolidated

Holdings Report



Account #10003

As of May 31, 2022

CUSIP	Security Description	Par Value/Units	Purchase Date Book Yield	Cost Value Book Value	Mkt Price Mkt YTM	Market Value Accrued Int.	% of Port. Gain/Loss	Moody/S&P Fitch	Maturity Duration
AGENCY									
3135G0W66	FNMA Note 1.625% Due 10/15/2024	3,500,000.00	Various 1.21%	3,564,275.00 3,564,275.00	97.51 2.72%	3,412,769.50 7,267.36	0.83% (151,505.50)	Aaa / AA+ AAA	2.38 2.30
3130AQF40	FHLB Note 1% Due 12/20/2024	4,300,000.00	12/21/2021 1.02%	4,297,205.00 4,297,205.00	95.87 2.68%	4,122,478.80 18,991.67	1.00% (174,726.20)	Aaa / AA+ AAA	2.56 2.48
3135G0X24	FNMA Note 1.625% Due 1/7/2025	4,220,000.00	Various 1.30%	4,282,878.20 4,282,878.20	97.32 2.70%	4,106,760.52 27,430.00	1.00% (176,117.68)	Aaa / AA+ AAA	2.61 2.51
3137EAEPO	FHLMC Note 1.5% Due 2/12/2025	6,575,000.00	02/13/2020 1.52%	6,569,937.25 6,569,937.25	96.78 2.75%	6,362,969.40 29,861.46	1.54% (206,967.85)	Aaa / AA+ AAA	2.71 2.60
3135G03U5	FNMA Note 0.625% Due 4/22/2025	5,270,000.00	04/22/2020 0.67%	5,259,143.80 5,259,143.80	94.09 2.77%	4,958,342.74 3,568.23	1.20% (300,801.06)	Aaa / AA+ AAA	2.90 2.83
3135G04Z3	FNMA Note 0.5% Due 6/17/2025	6,200,000.00	Various 0.51%	6,196,731.90 6,196,731.90	93.41 2.77%	5,791,277.40 14,122.22	1.40% (405,454.50)	Aaa / AA+ AAA	3.05 2.98
3137EAEU9	FHLMC Note 0.375% Due 7/21/2025	6,300,000.00	Various 0.45%	6,277,899.60 6,277,899.60	92.86 2.76%	5,850,469.80 8,531.25	1.41% (427,429.80)	Aaa / AA+ AAA	3.14 3.08
3135G05X7	FNMA Note 0.375% Due 8/25/2025	6,285,000.00	Various 0.46%	6,260,439.20 6,260,439.20	92.57 2.79%	5,818,118.78 6,285.00	1.41% (442,320.42)	Aaa / AA+ AAA	3.24 3.17
3137EAEX3	FHLMC Note 0.375% Due 9/23/2025	6,295,000.00	Various 0.44%	6,276,346.05 6,276,346.05	92.41 2.79%	5,816,894.75 4,458.96	1.40% (459,451.30)	Aaa / AA+ AAA	3.32 3.25
3135G06G3	FNMA Note 0.5% Due 11/7/2025	6,300,000.00	Various 0.57%	6,279,895.00 6,279,895.00	92.56 2.79%	5,831,280.00 2,100.00	1.41% (448,615.00)	Aaa / AA+ AAA	3.44 3.36
Total Agency		75,045,000.00	1.17%	75,650,330.40	2.69%	71,983,056.30 329,321.72	17.44% (3,667,274.10)	Aaa / AA+ AAA	2.66 2.58
CMO									
3137BM6P6	FHLMC K721 A2 3.09% Due 8/25/2022	1,591,288.32	Various 2.22%	1,647,172.65 1,647,172.65	100.06 1.67%	1,592,181.11 4,097.56	0.39% (54,991.54)	Aaa / NR NR	0.24 0.18
3137B5JM6	FHLMC K034 A2 3.531% Due 7/25/2023	3,850,000.00	08/28/2018 3.03%	3,931,662.11 3,931,662.11	100.86 2.47%	3,883,294.80 11,328.63	0.94% (48,367.31)	NR / NR AAA	1.15 1.01
3137B4WB8	FHLMC K033 A2 3.06% Due 7/25/2023	3,350,000.00	07/23/2019 2.18%	3,458,875.00 3,458,875.00	100.64 2.22%	3,371,594.10 1,708.50	0.81% (87,280.90)	Aaa / NR NR	1.15 0.98
3137B7MZ9	FHLMC K036 A2 3.527% Due 10/25/2023	3,750,000.00	Various 2.97%	3,837,910.16 3,837,910.16	100.85 2.66%	3,781,856.25 2,204.38	0.91% (56,053.91)	Aaa / NR AAA	1.40 1.21

City of Corona Consolidated

Holdings Report



Account #10003

As of May 31, 2022

CUSIP	Security Description	Par Value/Units	Purchase Date Book Yield	Cost Value Book Value	Mkt Price Mkt YTM	Market Value Accrued Int.	% of Port. Gain/Loss	Moody/S&P Fitch	Maturity Duration
CMO									
3137BYPQ7	FHLMC K726 A2 2.905% Due 4/25/2024	3,276,032.16	04/22/2019 2.72%	3,299,450.68 3,299,450.68	99.96 2.83%	3,274,833.13 7,930.73	0.79% (24,617.55)	NR / AAA NR	1.90 1.67
3137BSP72	FHLMC K058 A2 2.653% Due 8/25/2026	1,500,000.00	11/12/2021 1.35%	1,586,425.78 1,586,425.78	97.98 3.15%	1,469,658.00 3,316.25	0.36% (116,767.78)	NR / NR AAA	4.24 3.90
3137BSRE5	FHLMC K059 A2 3.12% Due 9/25/2026	3,000,000.00	02/18/2022 1.98%	3,128,437.50 3,128,437.50	99.73 3.16%	2,992,014.00 7,800.00	0.72% (136,423.50)	NR / AAA AAA	4.32 3.89
Total CMO		20,317,320.48	2.48%	20,889,933.88	2.61%	20,365,431.39 38,386.05	4.92% (524,502.49)	Aaa / AAA AAA	1.94 1.72
CORPORATE									
02665WCJ8	American Honda Finance Note 3.45% Due 7/14/2023	930,000.00	07/11/2018 3.49%	928,391.10 928,391.10	100.92 2.61%	938,553.21 12,210.13	0.23% 10,162.11	A3 / A- A	1.12 1.08
06406RAJ6	Bank of NY Mellon Corp Note 3.45% Due 8/11/2023	2,000,000.00	05/16/2019 2.79%	2,052,600.00 2,052,600.00	101.16 2.46%	2,023,110.00 21,083.33	0.49% (29,490.00)	A1 / A AA-	1.20 1.16
02665WCQ2	American Honda Finance Note 3.625% Due 10/10/2023	2,260,000.00	10/03/2018 3.64%	2,258,146.80 2,258,146.80	101.05 2.83%	2,283,664.46 11,606.04	0.55% 25,517.66	A3 / A- A	1.36 1.31
24422EVN6	John Deere Capital Corp Note 0.45% Due 1/17/2024	2,140,000.00	03/01/2021 0.47%	2,138,480.60 2,138,480.60	96.44 2.70%	2,063,726.12 3,584.50	0.50% (74,754.48)	A2 / A A	1.63 1.60
06051GHF9	Bank of America Corp Callable Note 1X 3/5/2023 3.55% Due 3/5/2024	2,550,000.00	Various 3.18%	2,570,550.00 2,570,550.00	100.42 2.73%	2,560,582.50 21,625.42	0.62% (9,967.50)	A2 / A- AA-	1.76 1.69
89114QCB2	Toronto Dominion Bank Note 3.25% Due 3/11/2024	1,270,000.00	03/26/2019 2.97%	1,286,078.20 1,286,078.20	100.46 2.98%	1,275,872.48 9,172.22	0.31% (10,205.72)	A1 / A AA-	1.78 1.71
808513BN4	Charles Schwab Corp Callable Note Cont 2/18/2024 0.75% Due 3/18/2024	1,775,000.00	03/16/2021 0.77%	1,774,112.50 1,774,112.50	96.66 2.66%	1,715,778.90 2,699.48	0.41% (58,333.60)	A2 / A A	1.80 1.76
06367TQW3	Bank of Montreal Note 0.625% Due 7/9/2024	1,500,000.00	02/09/2022 1.89%	1,455,540.00 1,455,540.00	94.87 3.16%	1,423,108.50 3,697.92	0.34% (32,431.50)	A2 / A- AA-	2.11 2.06
79466LAG9	Salesforce.com Inc Callable Note Cont 7/15/2022 0.625% Due 7/15/2024	3,100,000.00	Various 0.92%	3,076,192.60 3,076,192.60	95.40 2.88%	2,957,322.50 7,319.44	0.72% (118,870.10)	A2 / A+ NR	2.13 2.08
69371RQ25	Paccar Financial Corp Note 2.15% Due 8/15/2024	715,000.00	08/08/2019 2.20%	713,419.85 713,419.85	98.15 3.02%	701,742.47 4,526.35	0.17% (11,677.38)	A1 / A+ NR	2.21 2.12

City of Corona Consolidated

Holdings Report



Account #10003

As of May 31, 2022

CUSIP	Security Description	Par Value/Units	Purchase Date Book Yield	Cost Value Book Value	Mkt Price Mkt YTM	Market Value Accrued Int.	% of Port. Gain/Loss	Moody/S&P Fitch	Maturity Duration
CORPORATE									
78015K7C2	Royal Bank of Canada Note 2.25% Due 11/1/2024	3,600,000.00	12/05/2019 2.26%	3,598,128.00 3,598,128.00	97.85 3.18%	3,522,520.80 6,750.00	0.85% (75,607.20)	A1 / A AA-	2.42 2.32
14913Q3B3	Caterpillar Finl Service Note 2.15% Due 11/8/2024	2,593,000.00	Various 1.88%	2,624,484.21 2,624,484.21	98.20 2.92%	2,546,359.71 3,561.77	0.62% (78,124.50)	A2 / A A	2.44 2.35
74153WCQ0	Pricoa Global Funding Note 1.15% Due 12/6/2024	1,975,000.00	12/01/2021 1.19%	1,972,965.75 1,972,965.75	95.03 3.22%	1,876,919.53 10,914.62	0.46% (96,046.22)	Aa3 / AA- AA-	2.52 2.43
89236TJT3	Toyota Motor Credit Corp Note 1.45% Due 1/13/2025	2,700,000.00	01/10/2022 1.50%	2,696,382.00 2,696,382.00	96.01 3.05%	2,592,202.50 15,007.50	0.63% (104,179.50)	A1 / A+ A+	2.62 2.52
64952WEK5	New York Life Global Note 1.45% Due 1/14/2025	3,745,000.00	01/11/2022 1.49%	3,740,955.40 3,740,955.40	95.82 3.12%	3,588,402.83 20,665.12	0.87% (152,552.57)	Aaa / AA+ AAA	2.63 2.52
90331HPL1	US Bank NA Callable Note Cont 12/21/2024 2.05% Due 1/21/2025	4,145,000.00	01/16/2020 2.10%	4,136,171.15 4,136,171.15	97.10 3.20%	4,024,890.34 30,684.51	0.98% (111,280.81)	A1 / AA- AA-	2.65 2.52
69371RR73	Paccar Financial Corp Note 2.85% Due 4/7/2025	2,970,000.00	03/31/2022 2.86%	2,969,227.80 2,969,227.80	99.07 3.19%	2,942,396.82 12,696.75	0.71% (26,830.98)	A1 / A+ NR	2.85 2.70
78016EZ59	Royal Bank of Canada Note 3.375% Due 4/14/2025	1,270,000.00	04/07/2022 3.39%	1,269,530.10 1,269,530.10	99.65 3.50%	1,265,589.29 5,595.94	0.31% (3,940.81)	A1 / A AA-	2.87 2.70
06367WB85	Bank of Montreal Note 1.85% Due 5/1/2025	2,761,000.00	07/23/2021 0.85%	2,862,660.02 2,862,660.02	95.35 3.54%	2,632,674.24 4,256.54	0.64% (229,985.78)	A2 / A- AA-	2.92 2.80
14913R2V8	Caterpillar Financial Service Note 3.4% Due 5/13/2025	1,460,000.00	05/10/2022 3.44%	1,458,145.80 1,458,145.80	100.73 3.14%	1,470,625.88 2,482.00	0.36% 12,480.08	A2 / A A	2.95 2.78
46647PCH7	JP Morgan Chase & Co Callable Note Cont 6/1/2024 0.824% Due 6/1/2025	3,295,000.00	05/24/2021 0.92%	3,299,268.65 3,299,268.65	94.72 2.84%	3,120,915.27 13,575.40	0.76% (178,353.38)	A2 / A- AA-	3.01 2.91
63743HFE7	National Rural Utilities Note 3.45% Due 6/15/2025	940,000.00	04/27/2022 3.46%	939,746.20 939,746.20	99.99 3.45%	939,928.56 2,432.25	0.23% 182.36	A2 / A- A	3.04 2.86
46647PCK0	JP Morgan Chase & Co Callable Note Cont 6/23/2024 0.969% Due 6/23/2025	1,565,000.00	Various 1.05%	1,565,968.20 1,565,968.20	94.62 2.95%	1,480,831.17 6,655.68	0.36% (85,137.03)	A2 / A- AA-	3.07 2.97
40139LBC6	Guardian Life Glob Fun Note 0.875% Due 12/10/2025	3,000,000.00	Various 1.12%	2,969,700.00 2,969,700.00	90.80 3.68%	2,723,949.00 12,468.76	0.66% (245,751.00)	Aa2 / AA+ NR	3.53 3.40
66815L2A6	Northwestern Mutual Glbl Note 0.8% Due 1/14/2026	1,870,000.00	12/06/2021 1.47%	1,820,388.90 1,820,388.90	90.93 3.49%	1,700,396.61 5,693.11	0.41% (119,992.29)	Aaa / AA+ AAA	3.63 3.50

City of Corona Consolidated

Holdings Report



Account #10003

As of May 31, 2022

CUSIP	Security Description	Par Value/Units	Purchase Date Book Yield	Cost Value Book Value	Mkt Price Mkt YTM	Market Value Accrued Int.	% of Port. Gain/Loss	Moody/S&P Fitch	Maturity Duration
CORPORATE									
46647PBK1	JP Morgan Chase & Co Callable Note Cont 4/22/2025 2.083% Due 4/22/2026	1,000,000.00	05/20/2021 1.41%	1,037,330.00 1,037,330.00	95.07 3.59%	950,727.00 2,256.58	0.23% (86,603.00)	A2 / A- AA-	3.90 3.68
6174468Q5	Morgan Stanley Callable Note Cont 4/28/2025 2.188% Due 4/28/2026	1,600,000.00	05/18/2022 3.87%	1,511,376.00 1,511,376.00	95.42 3.61%	1,526,640.00 3,209.07	0.37% 15,264.00	A1 / A- A	3.91 3.69
023135BX3	Amazon.com Inc Callable Note Cont 4/12/2026 1% Due 5/12/2026	4,865,000.00	05/10/2021 1.09%	4,843,983.20 4,843,983.20	92.26 3.10%	4,488,604.68 2,567.64	1.08% (355,378.52)	A1 / AA AA-	3.95 3.82
91324PEC2	United Health Group Inc Callable Note Cont 4/15/2026 1.15% Due 5/15/2026	805,000.00	Various 1.08%	807,605.05 807,605.05	92.13 3.29%	741,625.57 411.44	0.18% (65,979.48)	A3 / A+ A	3.96 3.81
89236TJK2	Toyota Motor Credit Corp Note 1.125% Due 6/18/2026	3,325,000.00	06/15/2021 1.13%	3,323,537.00 3,323,537.00	91.45 3.40%	3,040,652.65 16,936.72	0.74% (282,884.35)	A1 / A+ A+	4.05 3.88
06051GJD2	Bank of America Corp Callable Note Cont 6/19/2025 1.319% Due 6/19/2026	3,000,000.00	Various 1.39%	3,007,920.00 3,007,920.00	92.48 3.47%	2,774,445.00 17,806.50	0.67% (233,475.00)	A2 / A- AA-	4.05 3.86
57629WDE7	Mass Mutual Global funding Note 1.2% Due 7/16/2026	2,272,000.00	08/10/2021 1.21%	2,271,369.92 2,271,369.92	91.00 3.56%	2,067,560.90 10,224.00	0.50% (203,809.02)	Aa3 / AA+ AA+	4.13 3.94
58989V2D5	Met Tower Global Funding Note 1.25% Due 9/14/2026	1,715,000.00	09/07/2021 1.27%	1,713,422.20 1,713,422.20	90.29 3.72%	1,548,428.91 4,585.24	0.37% (164,993.29)	Aa3 / AA- AA-	4.29 4.09
931142ER0	Wal-Mart Stores Callable Note Cont 08/17/2026 1.05% Due 9/17/2026	785,000.00	09/08/2021 1.09%	783,516.35 783,516.35	91.82 3.10%	720,786.22 1,694.29	0.17% (62,730.13)	Aa2 / AA AA	4.30 4.13
59217GER6	Metlife Note 1.875% Due 1/11/2027	2,485,000.00	01/03/2022 1.90%	2,482,167.10 2,482,167.10	92.68 3.61%	2,303,023.45 18,119.79	0.56% (179,143.65)	Aa3 / AA- AA-	4.62 4.32
808513BY0	Charles Schwab Corp Callable Note Cont 2/3/2027 2.45% Due 3/3/2027	1,300,000.00	03/09/2022 2.73%	1,282,866.00 1,282,866.00	95.27 3.54%	1,238,541.20 7,785.56	0.30% (44,324.80)	A2 / A A	4.76 4.41
89114TZT2	Toronto-Dominion Bank Note 2.8% Due 3/10/2027	1,900,000.00	03/09/2022 2.97%	1,884,933.00 1,884,933.00	95.65 3.80%	1,817,338.60 11,970.00	0.44% (67,594.40)	A1 / A NR	4.78 4.38
665859AW4	Northern Trust Company Callable Note Cont 4/10/2027 4% Due 5/10/2027	1,345,000.00	05/05/2022 4.04%	1,342,821.10 1,342,821.10	102.52 3.43%	1,378,876.52 3,138.33	0.33% 36,055.42	A2 / A+ A+	4.95 4.39

City of Corona Consolidated

Account #10003

Holdings Report

As of May 31, 2022



CUSIP	Security Description	Par Value/Units	Purchase Date Book Yield	Cost Value Book Value	Mkt Price Mkt YTM	Market Value Accrued Int.	% of Port. Gain/Loss	Moody/S&P Fitch	Maturity Duration
CORPORATE									
91324PEG3	United Health Group Inc Callable Note Cont 4/15/2027 3.7% Due 5/15/2027	1,365,000.00	05/17/2022 3.69%	1,365,638.40 1,365,638.40	101.02 3.47%	1,378,928.46 1,543.21	0.33% 13,290.06	A3 / A+ A	4.96 4.43
Total Corporate		83,891,000.00	1.88%	83,835,719.15	3.19%	80,348,242.85 353,213.15	19.47% (3,487,476.30)	A1 / A+ AA-	3.05 2.90
LAIF									
90LAIF\$00	Local Agency Investment Fund State Pool	113,494,697.40	Various 0.73%	113,494,697.40 113,494,697.40	1.00 0.73%	113,494,697.40 101,498.22	27.40% 0.00	NR / NR NR	0.00 0.00
Total LAIF		113,494,697.40	0.73%	113,494,697.40	0.73%	113,494,697.40 101,498.22	27.40% 0.00	NR / NR NR	0.00 0.00
MONEY MARKET FUND									
60934N807	Federated Investors Govt Oblig Fund Inst.	628,505.60	Various 0.43%	628,505.60 628,505.60	1.00 0.43%	628,505.60 0.00	0.15% 0.00	Aaa / AAA AAA	0.00 0.00
Total Money Market Fund		628,505.60	0.43%	628,505.60	0.43%	628,505.60 0.00	0.15% 0.00	Aaa / AAA AAA	0.00 0.00
MUNICIPAL BONDS									
13063DRK6	California State Taxable GO 2.4% Due 10/1/2024	3,385,000.00	10/16/2019 1.91%	3,462,753.45 3,462,753.45	98.31 3.15%	3,327,928.90 13,540.00	0.81% (134,824.55)	Aa2 / AA- AA	2.34 2.24
Total Municipal Bonds		3,385,000.00	1.91%	3,462,753.45	3.15%	3,327,928.90 13,540.00	0.81% (134,824.55)	Aa2 / AA- AA	2.34 2.24
NEGOTIABLE CD									
78012U3M5	Royal Bank of Canada Yankee CD 1.35% Due 2/14/2023	500,000.00	02/11/2022 1.35%	500,000.00 500,000.00	99.22 2.44%	496,115.50 2,006.25	0.12% (3,884.50)	P-1 / A-1+ F-1+	0.71 0.70
Total Negotiable CD		500,000.00	1.35%	500,000.00	2.44%	496,115.50 2,006.25	0.12% (3,884.50)	Aaa / AAA AAA	0.71 0.70

City of Corona Consolidated

Holdings Report



Account #10003

As of May 31, 2022

CUSIP	Security Description	Par Value/Units	Purchase Date Book Yield	Cost Value Book Value	Mkt Price Mkt YTM	Market Value Accrued Int.	% of Port. Gain/Loss	Moody/S&P Fitch	Maturity Duration
SUPRANATIONAL									
459058JL8	Intl. Bank Recon & Development Note 0.5% Due 10/28/2025	6,300,000.00	Various 0.59%	6,272,360.85 6,272,360.85	92.44 2.84%	5,824,009.80 2,887.50	1.41% (448,351.05)	Aaa / AAA AAA	3.41 3.33
4581X0DV7	Inter-American Dev Bank Note 0.875% Due 4/20/2026	6,390,000.00	04/13/2021 0.97%	6,360,733.80 6,360,733.80	92.57 2.91%	5,915,171.88 6,367.81	1.43% (445,561.92)	Aaa / AAA AAA	3.89 3.77
Total Supranational		12,690,000.00	0.78%	12,633,094.65	2.88%	11,739,181.68	2.83% (893,912.97)	Aaa / AAA AAA	3.65 3.55
US TREASURY									
912828T91	US Treasury Note 1.625% Due 10/31/2023	1,050,000.00	05/29/2019 2.05%	1,031,091.80 1,031,091.80	99.05 2.31%	1,040,033.40 1,483.70	0.25% 8,941.60	Aaa / AA+ AAA	1.42 1.39
912828V23	US Treasury Note 2.25% Due 12/31/2023	4,500,000.00	06/21/2019 1.80%	4,588,417.97 4,588,417.97	99.82 2.37%	4,491,738.00 42,513.81	1.09% (96,679.97)	Aaa / AA+ AAA	1.59 1.53
912828B66	US Treasury Note 2.75% Due 2/15/2024	5,000,000.00	Various 2.21%	5,121,796.88 5,121,796.88	100.54 2.43%	5,026,760.00 40,262.43	1.22% (95,036.88)	Aaa / AA+ AAA	1.71 1.65
91282CBR1	US Treasury Note 0.25% Due 3/15/2024	2,900,000.00	03/30/2021 0.33%	2,892,976.56 2,892,976.56	96.18 2.45%	2,789,098.20 1,536.68	0.67% (103,878.36)	Aaa / AA+ AAA	1.79 1.77
912828X70	US Treasury Note 2% Due 4/30/2024	4,800,000.00	Various 1.84%	4,833,281.25 4,833,281.25	99.09 2.49%	4,756,123.20 8,347.82	1.15% (77,158.05)	Aaa / AA+ AAA	1.92 1.86
912828XX3	US Treasury Note 2% Due 6/30/2024	4,900,000.00	Various 1.81%	4,942,253.91 4,942,253.91	98.90 2.55%	4,846,021.60 41,149.18	1.18% (96,232.31)	Aaa / AA+ AAA	2.08 2.01
912828D56	US Treasury Note 2.375% Due 8/15/2024	5,000,000.00	12/12/2019 1.75%	5,140,234.38 5,140,234.38	99.51 2.60%	4,975,390.00 34,772.10	1.21% (164,844.38)	Aaa / AA+ AAA	2.21 2.12
9128283D0	US Treasury Note 2.25% Due 10/31/2024	4,000,000.00	11/07/2019 1.77%	4,090,468.75 4,090,468.75	99.07 2.65%	3,962,968.00 7,826.09	0.96% (127,500.75)	Aaa / AA+ AAA	2.42 2.33
912828ZC7	US Treasury Note 1.125% Due 2/28/2025	7,000,000.00	03/18/2020 0.81%	7,108,007.81 7,108,007.81	95.88 2.69%	6,711,250.00 19,901.49	1.62% (396,757.81)	Aaa / AA+ AAA	2.75 2.67
91282CED9	US Treasury Note 1.75% Due 3/15/2025	7,000,000.00	04/05/2022 2.65%	6,823,085.94 6,823,085.94	97.43 2.71%	6,820,079.00 25,964.67	1.65% (3,006.94)	Aaa / AA+ AAA	2.79 2.69
91282CAB7	US Treasury Note 0.25% Due 7/31/2025	6,000,000.00	03/12/2021 0.72%	5,879,062.50 5,879,062.50	92.43 2.76%	5,545,548.00 5,013.81	1.34% (333,514.50)	Aaa / AA+ AAA	3.17 3.11
91282CAM3	US Treasury Note 0.25% Due 9/30/2025	3,200,000.00	03/29/2021 0.74%	3,130,375.00 3,130,375.00	92.01 2.78%	2,944,249.60 1,355.19	0.71% (186,125.40)	Aaa / AA+ AAA	3.34 3.27

City of Corona Consolidated

Account #10003

Holdings Report

As of May 31, 2022



CUSIP	Security Description	Par Value/Units	Purchase Date Book Yield	Cost Value Book Value	Mkt Price Mkt YTM	Market Value Accrued Int.	% of Port. Gain/Loss	Moody/S&P Fitch	Maturity Duration
US TREASURY									
91282CAT8	US Treasury Note 0.25% Due 10/31/2025	6,000,000.00	02/19/2021 0.53%	5,923,125.00 5,923,125.00	91.82 2.78%	5,508,984.00 1,304.35	1.33% (414,141.00)	Aaa / AA+ AAA	3.42 3.36
91282CAZ4	US Treasury Note 0.375% Due 11/30/2025	3,800,000.00	03/26/2021 0.77%	3,731,867.19 3,731,867.19	91.97 2.80%	3,494,962.60 38.93	0.84% (236,904.59)	Aaa / AA+ AAA	3.50 3.43
91282CCW9	US Treasury Note 0.75% Due 8/31/2026	1,570,000.00	09/23/2021 0.90%	1,558,899.61 1,558,899.61	91.74 2.83%	1,440,291.31 2,975.75	0.35% (118,608.30)	Aaa / AA+ AAA	4.25 4.12
91282CCZ2	US Treasury Note 0.875% Due 9/30/2026	3,130,000.00	10/18/2021 1.19%	3,083,172.27 3,083,172.27	92.07 2.83%	2,881,922.46 4,639.41	0.70% (201,249.81)	Aaa / AA+ AAA	4.34 4.19
91282CDG3	US Treasury Note 1.125% Due 10/31/2026	3,120,000.00	11/15/2021 1.25%	3,100,987.50 3,100,987.50	92.97 2.83%	2,900,626.56 3,052.17	0.70% (200,360.94)	Aaa / AA+ AAA	4.42 4.25
Total US Treasury		72,970,000.00	1.40%	72,979,104.32	2.64%	70,136,045.93 242,137.58	16.98% (2,843,058.39)	Aaa / AA+ AAA	2.70 2.62
TOTAL PORTFOLIO		424,667,592.04	1.29%	425,817,742.06	2.27%	413,438,205.05 1,106,216.92	100.00% (12,379,537.01)	Aa1 / AA AAA	2.04 1.79
TOTAL MARKET VALUE PLUS ACCRUED						414,544,421.97			

City of Corona Consolidated

Transaction Ledger



Account #10003

As of May 31, 2022

Transaction Type	Settlement Date	CUSIP	Quantity	Security Description	Price	Acq/Disp Yield	Amount	Interest Pur/Sold	Total Amount	Gain/Loss
ACQUISITIONS										
Purchase	05/01/2022	60934N807	66,039.25	Federated Investors Govt Oblig Fund Inst.	1.000	0.01%	66,039.25	0.00	66,039.25	0.00
Purchase	05/03/2022	60934N807	14.03	Federated Investors Govt Oblig Fund Inst.	1.000	0.01%	14.03	0.00	14.03	0.00
Purchase	05/04/2022	63743HFE7	940,000.00	National Rural Utilities Note 3.45% Due 6/15/2025	99.973	3.46%	939,746.20	0.00	939,746.20	0.00
Purchase	05/07/2022	60934N807	15,750.00	Federated Investors Govt Oblig Fund Inst.	1.000	0.01%	15,750.00	0.00	15,750.00	0.00
Purchase	05/08/2022	60934N807	27,874.75	Federated Investors Govt Oblig Fund Inst.	1.000	0.01%	27,874.75	0.00	27,874.75	0.00
Purchase	05/10/2022	665859AW4	1,345,000.00	Northern Trust Company Callable Note Cont 4/10/2027 4% Due 5/10/2027	99.838	4.04%	1,342,821.10	0.00	1,342,821.10	0.00
Purchase	05/11/2022	60934N807	3,068,211.75	Federated Investors Govt Oblig Fund Inst.	1.000	0.01%	3,068,211.75	0.00	3,068,211.75	0.00
Purchase	05/12/2022	60934N807	24,325.00	Federated Investors Govt Oblig Fund Inst.	1.000	0.01%	24,325.00	0.00	24,325.00	0.00
Purchase	05/13/2022	14913R2V8	1,460,000.00	Caterpillar Financial Service Note 3.4% Due 5/13/2025	99.873	3.44%	1,458,145.80	0.00	1,458,145.80	0.00
Purchase	05/15/2022	60934N807	4,628.75	Federated Investors Govt Oblig Fund Inst.	1.000	0.01%	4,628.75	0.00	4,628.75	0.00
Purchase	05/16/2022	60934N807	559.00	Federated Investors Govt Oblig Fund Inst.	1.000	0.01%	559.00	0.00	559.00	0.00
Purchase	05/16/2022	60934N807	565.04	Federated Investors Govt Oblig Fund Inst.	1.000	0.01%	565.04	0.00	565.04	0.00
Purchase	05/16/2022	60934N807	612.08	Federated Investors Govt Oblig Fund Inst.	1.000	0.01%	612.08	0.00	612.08	0.00
Purchase	05/16/2022	60934N807	693.00	Federated Investors Govt Oblig Fund Inst.	1.000	0.01%	693.00	0.00	693.00	0.00
Purchase	05/16/2022	60934N807	442.00	Federated Investors Govt Oblig Fund Inst.	1.000	0.01%	442.00	0.00	442.00	0.00
Purchase	05/16/2022	60934N807	1,952.67	Federated Investors Govt Oblig Fund Inst.	1.000	0.01%	1,952.67	0.00	1,952.67	0.00

City of Corona Consolidated

Transaction Ledger



Account #10003

As of May 31, 2022

Transaction Type	Settlement Date	CUSIP	Quantity	Security Description	Price	Acq/Disp Yield	Amount	Interest Pur/Sold	Total Amount	Gain/Loss
ACQUISITIONS										
Purchase	05/16/2022	60934N807	450.17	Federated Investors Govt Oblig Fund Inst.	1.000	0.01%	450.17	0.00	450.17	0.00
Purchase	05/16/2022	60934N807	424.33	Federated Investors Govt Oblig Fund Inst.	1.000	0.01%	424.33	0.00	424.33	0.00
Purchase	05/16/2022	60934N807	2,497.50	Federated Investors Govt Oblig Fund Inst.	1.000	0.01%	2,497.50	0.00	2,497.50	0.00
Purchase	05/16/2022	60934N807	1,164.83	Federated Investors Govt Oblig Fund Inst.	1.000	0.01%	1,164.83	0.00	1,164.83	0.00
Purchase	05/16/2022	60934N807	522.50	Federated Investors Govt Oblig Fund Inst.	1.000	0.01%	522.50	0.00	522.50	0.00
Purchase	05/16/2022	60934N807	519.33	Federated Investors Govt Oblig Fund Inst.	1.000	0.01%	519.33	0.00	519.33	0.00
Purchase	05/16/2022	60934N807	2,585.00	Federated Investors Govt Oblig Fund Inst.	1.000	0.01%	2,585.00	0.00	2,585.00	0.00
Purchase	05/16/2022	60934N807	55,571.70	Federated Investors Govt Oblig Fund Inst.	1.000	0.01%	55,571.70	0.00	55,571.70	0.00
Purchase	05/16/2022	60934N807	104,632.26	Federated Investors Govt Oblig Fund Inst.	1.000	0.01%	104,632.26	0.00	104,632.26	0.00
Purchase	05/16/2022	60934N807	54,173.55	Federated Investors Govt Oblig Fund Inst.	1.000	0.01%	54,173.55	0.00	54,173.55	0.00
Purchase	05/16/2022	60934N807	63,197.50	Federated Investors Govt Oblig Fund Inst.	1.000	0.01%	63,197.50	0.00	63,197.50	0.00
Purchase	05/16/2022	60934N807	96,536.88	Federated Investors Govt Oblig Fund Inst.	1.000	0.01%	96,536.88	0.00	96,536.88	0.00
Purchase	05/16/2022	60934N807	151,492.73	Federated Investors Govt Oblig Fund Inst.	1.000	0.01%	151,492.73	0.00	151,492.73	0.00
Purchase	05/16/2022	60934N807	72,188.77	Federated Investors Govt Oblig Fund Inst.	1.000	0.01%	72,188.77	0.00	72,188.77	0.00
Purchase	05/16/2022	60934N807	102,819.10	Federated Investors Govt Oblig Fund Inst.	1.000	0.01%	102,819.10	0.00	102,819.10	0.00
Purchase	05/16/2022	60934N807	89,010.20	Federated Investors Govt Oblig Fund Inst.	1.000	0.01%	89,010.20	0.00	89,010.20	0.00

City of Corona Consolidated

Transaction Ledger



Account #10003

As of May 31, 2022

Transaction Type	Settlement Date	CUSIP	Quantity	Security Description	Price	Acq/Disp Yield	Amount	Interest Pur/Sold	Total Amount	Gain/Loss
ACQUISITIONS										
Purchase	05/18/2022	05602RAD3	1,065,000.00	BMW Vehicle Owner Trust 2022-A A3 3.21% Due 8/25/2026	99.995	3.23%	1,064,944.62	0.00	1,064,944.62	0.00
Purchase	05/18/2022	60934N807	2,047,842.22	Federated Investors Govt Oblig Fund Inst.	1.000	0.01%	2,047,842.22	0.00	2,047,842.22	0.00
Purchase	05/18/2022	60934N807	108,327.24	Federated Investors Govt Oblig Fund Inst.	1.000	0.01%	108,327.24	0.00	108,327.24	0.00
Purchase	05/20/2022	60934N807	697.13	Federated Investors Govt Oblig Fund Inst.	1.000	0.01%	697.13	0.00	697.13	0.00
Purchase	05/20/2022	60934N807	3,332.92	Federated Investors Govt Oblig Fund Inst.	1.000	0.01%	3,332.92	0.00	3,332.92	0.00
Purchase	05/20/2022	60934N807	4,189.50	Federated Investors Govt Oblig Fund Inst.	1.000	0.01%	4,189.50	0.00	4,189.50	0.00
Purchase	05/20/2022	60934N807	885.17	Federated Investors Govt Oblig Fund Inst.	1.000	0.01%	885.17	0.00	885.17	0.00
Purchase	05/20/2022	60934N807	91,102.26	Federated Investors Govt Oblig Fund Inst.	1.000	0.01%	91,102.26	0.00	91,102.26	0.00
Purchase	05/20/2022	6174468Q5	1,600,000.00	Morgan Stanley Callable Note Cont 4/28/2025 2.188% Due 4/28/2026	94.461	3.87%	1,511,376.00	2,139.38	1,513,515.38	0.00
Purchase	05/20/2022	91324PEG3	525,000.00	United Health Group Inc Callable Note Cont 4/15/2027 3.7% Due 5/15/2027	100.077	3.68%	525,404.25	0.00	525,404.25	0.00
Purchase	05/20/2022	91324PEG3	525,000.00	United Health Group Inc Callable Note Cont 4/15/2027 3.7% Due 5/15/2027	100.077	3.68%	525,404.25	0.00	525,404.25	0.00
Purchase	05/20/2022	91324PEG3	315,000.00	United Health Group Inc Callable Note Cont 4/15/2027 3.7% Due 5/15/2027	99.946	3.71%	314,829.90	0.00	314,829.90	0.00
Purchase	05/23/2022	60934N807	751.67	Federated Investors Govt Oblig Fund Inst.	1.000	0.01%	751.67	0.00	751.67	0.00
Purchase	05/23/2022	60934N807	173.25	Federated Investors Govt Oblig Fund Inst.	1.000	0.01%	173.25	0.00	173.25	0.00

City of Corona Consolidated

Transaction Ledger



Account #10003

As of May 31, 2022

Transaction Type	Settlement Date	CUSIP	Quantity	Security Description	Price	Acq/Disp Yield	Amount	Interest Pur/Sold	Total Amount	Gain/Loss
ACQUISITIONS										
Purchase	05/24/2022	02582JJT8	2,765,000.00	American Express Credit Trust 2022-2 A 3.39% Due 5/17/2027	99.978	3.42%	2,764,388.38	0.00	2,764,388.38	0.00
Purchase	05/25/2022	60934N807	7,800.00	Federated Investors Govt Oblig Fund Inst.	1.000	0.01%	7,800.00	0.00	7,800.00	0.00
Purchase	05/25/2022	60934N807	916.67	Federated Investors Govt Oblig Fund Inst.	1.000	0.01%	916.67	0.00	916.67	0.00
Purchase	05/25/2022	60934N807	261.25	Federated Investors Govt Oblig Fund Inst.	1.000	0.01%	261.25	0.00	261.25	0.00
Purchase	05/25/2022	60934N807	8,542.50	Federated Investors Govt Oblig Fund Inst.	1.000	0.01%	8,542.50	0.00	8,542.50	0.00
Purchase	05/25/2022	60934N807	11,328.63	Federated Investors Govt Oblig Fund Inst.	1.000	0.01%	11,328.63	0.00	11,328.63	0.00
Purchase	05/25/2022	60934N807	11,021.88	Federated Investors Govt Oblig Fund Inst.	1.000	0.01%	11,021.88	0.00	11,021.88	0.00
Purchase	05/25/2022	60934N807	3,316.25	Federated Investors Govt Oblig Fund Inst.	1.000	0.01%	3,316.25	0.00	3,316.25	0.00
Purchase	05/25/2022	60934N807	271,400.50	Federated Investors Govt Oblig Fund Inst.	1.000	0.01%	271,400.50	0.00	271,400.50	0.00
Purchase	05/25/2022	60934N807	12,274.98	Federated Investors Govt Oblig Fund Inst.	1.000	0.01%	12,274.98	0.00	12,274.98	0.00
Purchase	05/31/2022	60934N807	7,125.00	Federated Investors Govt Oblig Fund Inst.	1.000	0.43%	7,125.00	0.00	7,125.00	0.00
Subtotal			17,140,742.69				17,047,803.19	2,139.38	17,049,942.57	0.00
Security Contribution	05/02/2022	90LAIF\$00	2,650,000.00	Local Agency Investment Fund State Pool	1.000		2,650,000.00	0.00	2,650,000.00	0.00
Security Contribution	05/02/2022	90LAIF\$00	2,650,000.00	Local Agency Investment Fund State Pool	1.000		2,650,000.00	0.00	2,650,000.00	0.00
Security Contribution	05/03/2022	90LAIF\$00	600,000.00	Local Agency Investment Fund State Pool	1.000		600,000.00	0.00	600,000.00	0.00
Security Contribution	05/05/2022	90LAIF\$00	800,000.00	Local Agency Investment Fund State Pool	1.000		800,000.00	0.00	800,000.00	0.00

City of Corona Consolidated

Transaction Ledger



Account #10003

As of May 31, 2022

Transaction Type	Settlement Date	CUSIP	Quantity	Security Description	Price	Acq/Disp Yield	Amount	Interest Pur/Sold	Total Amount	Gain/Loss
ACQUISITIONS										
Security Contribution	05/10/2022	90LAIF\$00	1,400,000.00	Local Agency Investment Fund State Pool	1.000		1,400,000.00	0.00	1,400,000.00	0.00
Security Contribution	05/17/2022	90LAIF\$00	900,000.00	Local Agency Investment Fund State Pool	1.000		900,000.00	0.00	900,000.00	0.00
Security Contribution	05/23/2022	90LAIF\$00	1,100,000.00	Local Agency Investment Fund State Pool	1.000		1,100,000.00	0.00	1,100,000.00	0.00
Security Contribution	05/24/2022	90LAIF\$00	800,000.00	Local Agency Investment Fund State Pool	1.000		800,000.00	0.00	800,000.00	0.00
Security Contribution	05/27/2022	90LAIF\$00	13,000,000.00	Local Agency Investment Fund State Pool	1.000		13,000,000.00	0.00	13,000,000.00	0.00
Security Contribution	05/27/2022	90LAIF\$00	13,000,000.00	Local Agency Investment Fund State Pool	1.000		13,000,000.00	0.00	13,000,000.00	0.00
Security Contribution	05/31/2022	90LAIF\$00	300,000.00	Local Agency Investment Fund State Pool	1.000		300,000.00	0.00	300,000.00	0.00
Subtotal			37,200,000.00				37,200,000.00	0.00	37,200,000.00	0.00
Short Sale	05/13/2022	60934N807	-1,458,145.80	Federated Investors Govt Oblig Fund Inst.	1.000		-1,458,145.80	0.00	-1,458,145.80	0.00
Short Sale	05/18/2022	60934N807	-1,064,944.62	Federated Investors Govt Oblig Fund Inst.	1.000		-1,064,944.62	0.00	-1,064,944.62	0.00
Subtotal			-2,523,090.42				-2,523,090.42	0.00	-2,523,090.42	0.00
TOTAL ACQUISITIONS			51,817,652.27				51,724,712.77	2,139.38	51,726,852.15	0.00
DISPOSITIONS										
Closing Purchase	05/13/2022	60934N807	-1,458,145.80	Federated Investors Govt Oblig Fund Inst.	1.000		-1,458,145.80	0.00	-1,458,145.80	0.00
Closing Purchase	05/18/2022	60934N807	-1,064,944.62	Federated Investors Govt Oblig Fund Inst.	1.000		-1,064,944.62	0.00	-1,064,944.62	0.00
Subtotal			-2,523,090.42				-2,523,090.42	0.00	-2,523,090.42	0.00
Sale	05/04/2022	60934N807	939,746.20	Federated Investors Govt Oblig Fund Inst.	1.000	0.01%	939,746.20	0.00	939,746.20	0.00

City of Corona Consolidated

Transaction Ledger



Account #10003

As of May 31, 2022

Transaction Type	Settlement Date	CUSIP	Quantity	Security Description	Price	Acq/Disp Yield	Amount	Interest Pur/Sold	Total Amount	Gain/Loss
DISPOSITIONS										
Sale	05/10/2022	60934N807	1,342,821.10	Federated Investors Govt Oblig Fund Inst.	1.000	0.01%	1,342,821.10	0.00	1,342,821.10	0.00
Sale	05/13/2022	60934N807	1,458,145.80	Federated Investors Govt Oblig Fund Inst.	1.000	0.01%	1,458,145.80	0.00	1,458,145.80	0.00
Sale	05/18/2022	60934N807	1,064,944.62	Federated Investors Govt Oblig Fund Inst.	1.000	0.01%	1,064,944.62	0.00	1,064,944.62	0.00
Sale	05/18/2022	931142EK5	2,000,000.00	Wal-Mart Stores Callable Note Cont 5/26/2023 3.4% Due 6/26/2023	101.051	2.43%	2,021,020.00	26,822.22	2,047,842.22	-35,880.00
Sale	05/20/2022	06406RAJ6	1,254,000.00	Bank of NY Mellon Corp Note 3.45% Due 8/11/2023	100.784	2.79%	1,263,831.36	11,897.33	1,275,728.69	-23,148.84
Sale	05/20/2022	60934N807	1,365,638.40	Federated Investors Govt Oblig Fund Inst.	1.000	0.01%	1,365,638.40	0.00	1,365,638.40	0.00
Sale	05/20/2022	60934N807	237,786.69	Federated Investors Govt Oblig Fund Inst.	1.000	0.01%	237,786.69	0.00	237,786.69	0.00
Sale	05/24/2022	60934N807	2,764,388.38	Federated Investors Govt Oblig Fund Inst.	1.000	0.01%	2,764,388.38	0.00	2,764,388.38	0.00
Subtotal			12,427,471.19				12,458,322.55	38,719.55	12,497,042.10	-59,028.84
Call	05/11/2022	166764AH3	3,000,000.00	Chevron Corp Callable Note Cont 3/24/2023 3.191% Due 6/24/2023	101.059	1.96%	3,031,781.17	36,430.58	3,068,211.75	49,481.17
Subtotal			3,000,000.00				3,031,781.17	36,430.58	3,068,211.75	49,481.17
Paydown	05/16/2022	362554AC1	0.00	GM Financial Securitized Term 2021-4 A3 0.68% Due 9/16/2026	100.000		0.00	442.00	442.00	0.00
Paydown	05/16/2022	380146AC4	0.00	GM Financial Auto Receivables 2022-1 A3 1.26% Due 11/16/2026	100.000		0.00	693.00	693.00	0.00
Paydown	05/16/2022	43813DAC2	55,102.43	Honda Auto Receivables 2020-2 A3 0.82% Due 7/15/2024	100.000		55,102.43	469.27	55,571.70	4.34
Paydown	05/16/2022	43815BAC4	0.00	Honda Auto Receivables Trust 2022-1 A3 1.88% Due 5/15/2026	100.000		0.00	2,585.00	2,585.00	0.00

City of Corona Consolidated

Transaction Ledger



Account #10003

As of May 31, 2022

Transaction Type	Settlement Date	CUSIP	Quantity	Security Description	Price	Acq/Disp Yield	Amount	Interest Pur/Sold	Total Amount	Gain/Loss
DISPOSITIONS										
Paydown	05/16/2022	43815NAC8	103,730.10	Honda Auto Receivables Trust 2019-3 A3 1.78% Due 8/15/2023	100.000		103,730.10	902.16	104,632.26	0.86
Paydown	05/16/2022	44891RAC4	0.00	Hyundai Auto Receivables Trust 2020-C A3 0.38% Due 5/15/2025	100.000		0.00	519.33	519.33	0.00
Paydown	05/16/2022	44891VAC5	0.00	Hyundai Auto Lease Trust 2021-B A3 0.33% Due 6/17/2024	100.000		0.00	522.50	522.50	0.00
Paydown	05/16/2022	44891WAC3	0.00	Hyundai Auto Lease Trust 2022-A A3 1.16% Due 1/15/2025	100.000		0.00	1,164.83	1,164.83	0.00
Paydown	05/16/2022	448977AD0	0.00	Hyundai Auto Receivables Trust 2022-A A3 2.22% Due 10/15/2026	100.000		0.00	2,497.50	2,497.50	0.00
Paydown	05/16/2022	44933LAC7	0.00	Hyundai Auto Receivables Trust 2021-A A3 0.38% Due 9/15/2025	100.000		0.00	424.33	424.33	0.00
Paydown	05/16/2022	44935FAD6	0.00	Hyundai Auto Receivables Trust 2021-C A3 0.74% Due 5/15/2026	100.000		0.00	450.17	450.17	0.00
Paydown	05/16/2022	477870AC3	53,787.96	John Deere Owner Trust 2019-B A3 2.21% Due 12/15/2023	100.000		53,787.96	385.59	54,173.55	11.42
Paydown	05/16/2022	47787JAC2	0.00	John Deere Owner Trust 2022-A A3 2.32% Due 9/16/2026	100.000		0.00	1,952.67	1,952.67	0.00
Paydown	05/16/2022	47787NAC3	62,961.65	John Deere Owner Trust 2020-B A3 0.51% Due 11/15/2024	100.000		62,961.65	235.85	63,197.50	9.60
Paydown	05/16/2022	47789JAD8	96,287.51	John Deere Owner Trust 2019-A A3 2.91% Due 7/17/2023	100.000		96,287.51	249.37	96,536.88	-2,004.74
Paydown	05/16/2022	47789KAC7	150,316.93	John Deere Owner Trust 2020-A A3 1.1% Due 8/15/2024	100.000		150,316.93	1,175.80	151,492.73	-323.95
Paydown	05/16/2022	47789QAC4	0.00	John Deere Owner Trust 2021-B A3 0.52% Due 3/16/2026	100.000		0.00	559.00	559.00	0.00
Paydown	05/16/2022	58769EAC2	71,883.19	Mercedes-Benz Auto Lease Trust 2020-B A3 0.4% Due 11/15/2023	100.000		71,883.19	305.58	72,188.77	3.64

City of Corona Consolidated

Transaction Ledger



Account #10003

As of May 31, 2022

Transaction Type	Settlement Date	CUSIP	Quantity	Security Description	Price	Acq/Disp Yield	Amount	Interest Pur/Sold	Total Amount	Gain/Loss
DISPOSITIONS										
Paydown	05/16/2022	65479JAD5	101,300.78	Nissan Auto Receivables Owner 2019-C A3 1.93% Due 7/15/2024	100.000		101,300.78	1,518.32	102,819.10	5.35
Paydown	05/16/2022	89236XAC0	88,652.95	Toyota Auto Receivables 2020-D A3 0.35% Due 1/15/2025	100.000		88,652.95	357.25	89,010.20	16.52
Paydown	05/16/2022	89238JAC9	0.00	Toyota Auto Receivables Trust 2021-D A3 0.71% Due 4/15/2026	100.000		0.00	565.04	565.04	0.00
Paydown	05/16/2022	89240BAC2	0.00	Toyota Auto Receivables Owners 2021-A A3 0.26% Due 5/15/2025	100.000		0.00	612.08	612.08	0.00
Paydown	05/18/2022	43813KAC6	107,844.53	Honda Auto Receivables Trust 2020-3 A3 0.37% Due 10/18/2024	100.000		107,844.53	482.71	108,327.24	15.84
Paydown	05/20/2022	36262XAC8	0.00	GM Financial Auto Lease Trust 2021-3 A2 0.39% Due 10/21/2024	100.000		0.00	697.13	697.13	0.00
Paydown	05/20/2022	36265MAC9	0.00	GM Financial Auto Lease Trust 2022-1 A3 1.9% Due 3/20/2025	100.000		0.00	3,332.92	3,332.92	0.00
Paydown	05/20/2022	89238LAC4	0.00	Toyota Lease Owner Trust 2022-A A3 1.96% Due 2/20/2025	100.000		0.00	4,189.50	4,189.50	0.00
Paydown	05/20/2022	92290BAA9	0.00	Verizon Owner Trust 2020-B A 0.47% Due 2/20/2025	100.000		0.00	885.17	885.17	0.00
Paydown	05/20/2022	92348AAA3	90,056.22	Verizon Owner Trust 2019-C A1A 1.94% Due 4/22/2024	100.000		90,056.22	1,046.04	91,102.26	6.94
Paydown	05/23/2022	43813GAC5	0.00	Honda Auto Receivables Trust 2021-1 A3 0.27% Due 4/21/2025	100.000		0.00	173.25	173.25	0.00
Paydown	05/23/2022	43815GAC3	0.00	Honda Auto Receivables Trust 2021-4 A3 0.88% Due 1/21/2026	100.000		0.00	751.67	751.67	0.00
Paydown	05/25/2022	05601XAC3	0.00	BMW Vehicle Lease Trust 2022-1 A3 1.1% Due 3/25/2025	100.000		0.00	916.67	916.67	0.00

City of Corona Consolidated

Transaction Ledger



Account #10003

As of May 31, 2022

Transaction Type	Settlement Date	CUSIP	Quantity	Security Description	Price	Acq/Disp Yield	Amount	Interest Pur/Sold	Total Amount	Gain/Loss
DISPOSITIONS										
Paydown	05/25/2022	09690AAC7	0.00	BMW Vehicle Lease Trust 2021-2 A3 0.33% Due 12/26/2024	100.000		0.00	261.25	261.25	0.00
Paydown	05/25/2022	3137B4WB8	0.00	FHLMC K033 A2Due 7/25/2023	100.000		0.00	8,542.50	8,542.50	0.00
Paydown	05/25/2022	3137B5JM6	0.00	FHLMC K034 A2 3.531% Due 7/25/2023	100.000		0.00	11,328.63	11,328.63	0.00
Paydown	05/25/2022	3137B7MZ9	0.00	FHLMC K036 A2Due 10/25/2023	100.000		0.00	11,021.88	11,021.88	0.00
Paydown	05/25/2022	3137BM6P6	266,616.40	FHLMC K721 A2Due 8/25/2022	100.000		266,616.40	4,784.10	271,400.50	-9,363.28
Paydown	05/25/2022	3137BSP72	0.00	FHLMC K058 A2 2.653% Due 8/25/2026	100.000		0.00	3,316.25	3,316.25	0.00
Paydown	05/25/2022	3137BSRE5	0.00	FHLMC K059 A2 3.12% Due 9/25/2026	100.000		0.00	7,800.00	7,800.00	0.00
Paydown	05/25/2022	3137BYPQ7	4,333.76	FHLMC K726 A2 2.905% Due 4/25/2024	100.000		4,333.76	7,941.22	12,274.98	-30.98
Subtotal			1,252,874.41				1,252,874.41	86,057.53	1,338,931.94	-11,648.44
Security Withdrawal	05/11/2022	90LAIF\$00	1,600,000.00	Local Agency Investment Fund State Pool	1.000		1,600,000.00	0.00	1,600,000.00	0.00
Security Withdrawal	05/12/2022	90LAIF\$00	1,700,000.00	Local Agency Investment Fund State Pool	1.000		1,700,000.00	0.00	1,700,000.00	0.00
Security Withdrawal	05/13/2022	90LAIF\$00	1,300,000.00	Local Agency Investment Fund State Pool	1.000		1,300,000.00	0.00	1,300,000.00	0.00
Security Withdrawal	05/13/2022	90LAIF\$00	2,200,000.00	Local Agency Investment Fund State Pool	1.000		2,200,000.00	0.00	2,200,000.00	0.00
Security Withdrawal	05/16/2022	90LAIF\$00	300,000.00	Local Agency Investment Fund State Pool	1.000		300,000.00	0.00	300,000.00	0.00
Security Withdrawal	05/18/2022	90LAIF\$00	300,000.00	Local Agency Investment Fund State Pool	1.000		300,000.00	0.00	300,000.00	0.00
Security Withdrawal	05/19/2022	90LAIF\$00	400,000.00	Local Agency Investment Fund State Pool	1.000		400,000.00	0.00	400,000.00	0.00
Security Withdrawal	05/25/2022	90LAIF\$00	900,000.00	Local Agency Investment Fund State Pool	1.000		900,000.00	0.00	900,000.00	0.00

City of Corona Consolidated

Transaction Ledger



Account #10003

As of May 31, 2022

Transaction Type	Settlement Date	CUSIP	Quantity	Security Description	Price	Acq/Disp Yield	Amount	Interest Pur/Sold	Total Amount	Gain/Loss
DISPOSITIONS										
Security Withdrawal	05/26/2022	90LAIF\$00	1,700,000.00	Local Agency Investment Fund State Pool	1.000		1,700,000.00	0.00	1,700,000.00	0.00
Security Withdrawal	05/26/2022	90LAIF\$00	2,500,000.00	Local Agency Investment Fund State Pool	1.000		2,500,000.00	0.00	2,500,000.00	0.00
Subtotal			12,900,000.00				12,900,000.00	0.00	12,900,000.00	0.00
TOTAL DISPOSITIONS			27,057,255.18				27,119,887.71	161,207.66	27,281,095.37	-21,196.11
OTHER TRANSACTIONS										
Interest	05/01/2022	06367WB85	2,761,000.00	Bank of Montreal Note 1.85% Due 5/1/2025	0.000		25,539.25	0.00	25,539.25	0.00
Interest	05/01/2022	78015K7C2	3,600,000.00	Royal Bank of Canada Note 2.25% Due 11/1/2024	0.000		40,500.00	0.00	40,500.00	0.00
Interest	05/07/2022	3135G06G3	6,300,000.00	FNMA Note 0.5% Due 11/7/2025	0.000		15,750.00	0.00	15,750.00	0.00
Interest	05/08/2022	14913Q3B3	2,593,000.00	Caterpillar Finl Service Note 2.15% Due 11/8/2024	0.000		27,874.75	0.00	27,874.75	0.00
Interest	05/12/2022	023135BX3	4,865,000.00	Amazon.com Inc Callable Note Cont 4/12/2026 1% Due 5/12/2026	0.000		24,325.00	0.00	24,325.00	0.00
Interest	05/15/2022	91324PEC2	805,000.00	United Health Group Inc Callable Note Cont 4/15/2026 1.15% Due 5/15/2026	0.000		4,628.75	0.00	4,628.75	0.00
Interest	05/31/2022	91282CAZ4	3,800,000.00	US Treasury Note 0.375% Due 11/30/2025	0.000		7,125.00	0.00	7,125.00	0.00
Subtotal			24,724,000.00				145,742.75	0.00	145,742.75	0.00
Dividend	05/03/2022	60934N807	2,327,527.15	Federated Investors Govt Oblig Fund Inst.	0.000		14.03	0.00	14.03	0.00
Subtotal			2,327,527.15				14.03	0.00	14.03	0.00
TOTAL OTHER TRANSACTIONS			27,051,527.15				145,756.78	0.00	145,756.78	0.00

City of Corona Consolidated

Account #10003

Income Earned

As of May 31, 2022



CUSIP	Security Description	Trade Date Settle Date Units	Book Value: Begin Book Value: Acq Book Value: Disp Book Value: End	Prior Accrued Inc. Received Ending Accrued Total Interest	Accr. Of Discount Amort. Of Premium Net Accret/Amort Income Earned	Total Income
FIXED INCOME						
023135BX3	Amazon.com Inc Callable Note Cont 4/12/2026 1% Due 05/12/2026	05/10/2021 05/12/2021 4,865,000.00	4,843,983.20 0.00 0.00 4,843,983.20	22,838.47 24,325.00 2,567.64 4,054.17	0.00 0.00 0.00 4,054.17	4,054.17
02582JIT8	American Express Credit Trust 2022-2 A 3.39% Due 05/17/2027	05/17/2022 05/24/2022 2,765,000.00	0.00 2,764,388.38 0.00 2,764,388.38	0.00 0.00 1,822.60 1,822.60	0.00 0.00 0.00 1,822.60	1,822.60
02665WCJ8	American Honda Finance Note 3.45% Due 07/14/2023	07/11/2018 07/16/2018 930,000.00	928,391.10 0.00 0.00 928,391.10	9,536.38 0.00 12,210.13 2,673.75	0.00 0.00 0.00 2,673.75	2,673.75
02665WCQ2	American Honda Finance Note 3.625% Due 10/10/2023	10/03/2018 10/10/2018 2,260,000.00	2,258,146.80 0.00 0.00 2,258,146.80	4,778.96 0.00 11,606.04 6,827.08	0.00 0.00 0.00 6,827.08	6,827.08
05601XAC3	BMW Vehicle Lease Trust 2022-1 A3 1.1% Due 03/25/2025	01/11/2022 01/19/2022 1,000,000.00	999,850.50 0.00 0.00 999,850.50	183.33 916.67 183.33 916.67	0.00 0.00 0.00 916.67	916.67
05602RAD3	BMW Vehicle Owner Trust 2022-A A3 3.21% Due 08/25/2026	05/10/2022 05/18/2022 1,065,000.00	0.00 1,064,944.62 0.00 1,064,944.62	0.00 0.00 1,234.51 1,234.51	0.00 0.00 0.00 1,234.51	1,234.51
06051GHF9	Bank of America Corp Callable Note 1X 3/5/2023 3.55% Due 03/05/2024	Various Various 2,550,000.00	2,570,550.00 0.00 0.00 2,570,550.00	14,081.67 0.00 21,625.42 7,543.75	0.00 0.00 0.00 7,543.75	7,543.75
06051GJD2	Bank of America Corp Callable Note Cont 6/19/2025 1.319% Due 06/19/2026	Various Various 3,000,000.00	3,007,920.00 0.00 0.00 3,007,920.00	14,509.00 0.00 17,806.50 3,297.50	0.00 0.00 0.00 3,297.50	3,297.50
06367TQW3	Bank of Montreal Note 0.625% Due 07/09/2024	02/09/2022 02/11/2022 1,500,000.00	1,455,540.00 0.00 0.00 1,455,540.00	2,916.67 0.00 3,697.92 781.25	0.00 0.00 0.00 781.25	781.25

City of Corona Consolidated

Income Earned



Account #10003

As of May 31, 2022

CUSIP	Security Description	Trade Date Settle Date Units	Book Value: Begin Book Value: Acq Book Value: Disp Book Value: End	Prior Accrued Inc. Received Ending Accrued Total Interest	Accr. Of Discount Amort. Of Premium Net Accret/Amort Income Earned	Total Income
06367WB85	Bank of Montreal Note 1.85% Due 05/01/2025	07/23/2021 07/27/2021 2,761,000.00	2,862,660.02 0.00 0.00 2,862,660.02	25,539.25 25,539.25 4,256.54 4,256.54	0.00 0.00 0.00 4,256.54	4,256.54
06406RAJ6	Bank of NY Mellon Corp Note 3.45% Due 08/11/2023	05/16/2019 05/20/2019 2,000,000.00	3,339,580.20 0.00 1,286,980.20 2,052,600.00	24,947.33 11,897.33 21,083.33 8,033.33	0.00 0.00 0.00 8,033.33	8,033.33
09690AAC7	BMW Vehicle Lease Trust 2021-2 A3 0.33% Due 12/26/2024	09/08/2021 09/15/2021 950,000.00	949,901.96 0.00 0.00 949,901.96	52.25 261.25 52.25 261.25	0.00 0.00 0.00 261.25	261.25
13063DRK6	California State Taxable GO 2.4% Due 10/01/2024	10/16/2019 10/24/2019 3,385,000.00	3,462,753.45 0.00 0.00 3,462,753.45	6,770.00 0.00 13,540.00 6,770.00	0.00 0.00 0.00 6,770.00	6,770.00
14913Q3B3	Caterpillar Finl Service Note 2.15% Due 11/08/2024	Various Various 2,593,000.00	2,624,484.21 0.00 0.00 2,624,484.21	26,790.74 27,874.75 3,561.77 4,645.78	0.00 0.00 0.00 4,645.78	4,645.78
14913R2V8	Caterpillar Financial Service Note 3.4% Due 05/13/2025	05/10/2022 05/13/2022 1,460,000.00	0.00 1,458,145.80 0.00 1,458,145.80	0.00 0.00 2,482.00 2,482.00	0.00 0.00 0.00 2,482.00	2,482.00
166764AH3	Chevron Corp Callable Note Cont 3/24/2023 Due 06/24/2023	Various Various 0.00	2,982,300.00 0.00 2,982,300.00 0.00	33,771.42 36,430.58 0.00 2,659.16	0.00 0.00 0.00 2,659.16	2,659.16
24422EVN6	John Deere Capital Corp Note 0.45% Due 01/17/2024	03/01/2021 03/04/2021 2,140,000.00	2,138,480.60 0.00 0.00 2,138,480.60	2,782.00 0.00 3,584.50 802.50	0.00 0.00 0.00 802.50	802.50
3130A0F70	FHLB Note 3.375% Due 12/08/2023	01/16/2019 01/17/2019 3,500,000.00	3,602,165.00 0.00 0.00 3,602,165.00	46,921.88 0.00 56,765.63 9,843.75	0.00 0.00 0.00 9,843.75	9,843.75

City of Corona Consolidated

Account #10003

Income Earned

As of May 31, 2022



CUSIP	Security Description	Trade Date Settle Date Units	Book Value: Begin Book Value: Acq Book Value: Disp Book Value: End	Prior Accrued Inc. Received Ending Accrued Total Interest	Accr. Of Discount Amort. Of Premium Net Accret/Amort Income Earned	Total Income
3130A0XE5	FHLB Note 3.25% Due 03/08/2024	03/28/2019 03/29/2019 1,000,000.00	1,045,410.00 0.00 0.00 1,045,410.00	4,784.72 0.00 7,493.06 2,708.34	0.00 0.00 0.00 2,708.34	2,708.34
3130A1XJ2	FHLB Note 2.875% Due 06/14/2024	Various Various 5,500,000.00	5,740,000.40 0.00 0.00 5,740,000.40	60,175.35 0.00 73,352.43 13,177.08	0.00 0.00 0.00 13,177.08	13,177.08
3130A2UW4	FHLB Note 2.875% Due 09/13/2024	09/13/2019 09/16/2019 4,000,000.00	4,206,760.00 0.00 0.00 4,206,760.00	15,333.33 0.00 24,916.67 9,583.34	0.00 0.00 0.00 9,583.34	9,583.34
3130AB3H7	FHLB Note 2.375% Due 03/08/2024	04/29/2019 04/30/2019 4,000,000.00	4,000,280.00 0.00 0.00 4,000,280.00	13,986.11 0.00 21,902.78 7,916.67	0.00 0.00 0.00 7,916.67	7,916.67
3130AQF40	FHLB Note 1% Due 12/20/2024	12/21/2021 12/22/2021 4,300,000.00	4,297,205.00 0.00 0.00 4,297,205.00	15,408.33 0.00 18,991.67 3,583.34	0.00 0.00 0.00 3,583.34	3,583.34
3135G03U5	FNMA Note 0.625% Due 04/22/2025	04/22/2020 04/24/2020 5,270,000.00	5,259,143.80 0.00 0.00 5,259,143.80	823.44 0.00 3,568.23 2,744.79	0.00 0.00 0.00 2,744.79	2,744.79
3135G04Z3	FNMA Note 0.5% Due 06/17/2025	Various Various 6,200,000.00	6,196,731.90 0.00 0.00 6,196,731.90	11,538.89 0.00 14,122.22 2,583.33	0.00 0.00 0.00 2,583.33	2,583.33
3135G05X7	FNMA Note 0.375% Due 08/25/2025	Various Various 6,285,000.00	6,260,439.20 0.00 0.00 6,260,439.20	4,320.94 0.00 6,285.00 1,964.06	0.00 0.00 0.00 1,964.06	1,964.06
3135G06G3	FNMA Note 0.5% Due 11/07/2025	Various Various 6,300,000.00	6,279,895.00 0.00 0.00 6,279,895.00	15,225.00 15,750.00 2,100.00 2,625.00	0.00 0.00 0.00 2,625.00	2,625.00

City of Corona Consolidated

Account #10003

Income Earned

As of May 31, 2022



CUSIP	Security Description	Trade Date Settle Date Units	Book Value: Begin Book Value: Acq Book Value: Disp Book Value: End	Prior Accrued Inc. Received Ending Accrued Total Interest	Accr. Of Discount Amort. Of Premium Net Accret/Amort Income Earned	Total Income
3135G0W66	FNMA Note 1.625% Due 10/15/2024	Various Various 3,500,000.00	3,564,275.00 0.00 0.00 3,564,275.00	2,527.77 0.00 7,267.36 4,739.59	0.00 0.00 0.00 4,739.59	4,739.59
3135G0X24	FNMA Note 1.625% Due 01/07/2025	Various Various 4,220,000.00	4,282,878.20 0.00 0.00 4,282,878.20	21,715.42 0.00 27,430.00 5,714.58	0.00 0.00 0.00 5,714.58	5,714.58
3137B4WB8	FHLMC K033 A2 3.06% Due 07/25/2023	07/23/2019 07/26/2019 3,350,000.00	3,458,875.00 0.00 0.00 3,458,875.00	1,708.50 8,542.50 1,708.50 8,542.50	0.00 0.00 0.00 8,542.50	8,542.50
3137B5JM6	FHLMC K034 A2 3.531% Due 07/25/2023	08/28/2018 08/31/2018 3,850,000.00	3,931,662.11 0.00 0.00 3,931,662.11	11,328.63 11,328.63 11,328.63 11,328.63	0.00 0.00 0.00 11,328.63	11,328.63
3137B7MZ9	FHLMC K036 A2 3.527% Due 10/25/2023	Various Various 3,750,000.00	3,837,910.16 0.00 0.00 3,837,910.16	2,204.38 11,021.88 2,204.38 11,021.88	0.00 0.00 0.00 11,021.88	11,021.88
3137BM6P6	FHLMC K721 A2 3.09% Due 08/25/2022	Various Various 1,591,288.32	1,923,152.33 0.00 275,979.68 1,647,172.65	4,784.11 4,784.10 4,097.56 4,097.55	0.00 0.00 0.00 4,097.55	4,097.55
3137BSP72	FHLMC K058 A2 2.653% Due 08/25/2026	11/12/2021 11/17/2021 1,500,000.00	1,586,425.78 0.00 0.00 1,586,425.78	3,316.25 3,316.25 3,316.25 3,316.25	0.00 0.00 0.00 3,316.25	3,316.25
3137BSRE5	FHLMC K059 A2 3.12% Due 09/25/2026	02/18/2022 02/24/2022 3,000,000.00	3,128,437.50 0.00 0.00 3,128,437.50	7,800.00 7,800.00 7,800.00 7,800.00	0.00 0.00 0.00 7,800.00	7,800.00
3137BYPQ7	FHLMC K726 A2 2.905% Due 04/25/2024	04/22/2019 04/25/2019 3,276,032.16	3,303,815.42 0.00 4,364.74 3,299,450.68	7,941.22 7,941.22 7,930.73 7,930.73	0.00 0.00 0.00 7,930.73	7,930.73

City of Corona Consolidated

Account #10003

Income Earned

As of May 31, 2022



CUSIP	Security Description	Trade Date Settle Date Units	Book Value: Begin Book Value: Acq Book Value: Disp Book Value: End	Prior Accrued Inc. Received Ending Accrued Total Interest	Accr. Of Discount Amort. Of Premium Net Accret/Amort Income Earned	Total Income
3137EAEN5	FHLMC Note 2.75% Due 06/19/2023	07/20/2018 07/23/2018 1,800,000.00	1,790,964.00 0.00 0.00 1,790,964.00	18,150.00 0.00 22,275.00 4,125.00	0.00 0.00 0.00 4,125.00	4,125.00
3137EAEP0	FHLMC Note 1.5% Due 02/12/2025	02/13/2020 02/14/2020 6,575,000.00	6,569,937.25 0.00 0.00 6,569,937.25	21,642.71 0.00 29,861.46 8,218.75	0.00 0.00 0.00 8,218.75	8,218.75
3137EAEU9	FHLMC Note 0.375% Due 07/21/2025	Various Various 6,300,000.00	6,277,899.60 0.00 0.00 6,277,899.60	6,562.50 0.00 8,531.25 1,968.75	0.00 0.00 0.00 1,968.75	1,968.75
3137EAEX3	FHLMC Note 0.375% Due 09/23/2025	Various Various 6,295,000.00	6,276,346.05 0.00 0.00 6,276,346.05	2,491.77 0.00 4,458.96 1,967.19	0.00 0.00 0.00 1,967.19	1,967.19
362554AC1	GM Financial Securitized Term 2021-4 A3 0.68% Due 09/16/2026	10/13/2021 10/21/2021 780,000.00	779,980.11 0.00 0.00 779,980.11	221.00 442.00 221.00 442.00	0.00 0.00 0.00 442.00	442.00
36262XAC8	GM Financial Auto Lease Trust 2021-3 A2 0.39% Due 10/21/2024	08/10/2021 08/18/2021 2,145,000.00	2,144,970.83 0.00 0.00 2,144,970.83	255.61 697.13 255.61 697.13	0.00 0.00 0.00 697.13	697.13
36265MAC9	GM Financial Auto Lease Trust 2022-1 A3 1.9% Due 03/20/2025	02/15/2022 02/23/2022 2,105,000.00	2,104,981.90 0.00 0.00 2,104,981.90	1,222.07 3,332.92 1,222.07 3,332.92	0.00 0.00 0.00 3,332.92	3,332.92
380146AC4	GM Financial Auto Receivables 2022-1 A3 1.26% Due 11/16/2026	01/11/2022 01/19/2022 660,000.00	659,942.65 0.00 0.00 659,942.65	346.50 693.00 346.50 693.00	0.00 0.00 0.00 693.00	693.00
40139LBC6	Guardian Life Glob Fun Note 0.875% Due 12/10/2025	Various Various 3,000,000.00	2,969,700.00 0.00 0.00 2,969,700.00	10,281.26 0.00 12,468.76 2,187.50	0.00 0.00 0.00 2,187.50	2,187.50

City of Corona Consolidated

Income Earned



Account #10003

As of May 31, 2022

CUSIP	Security Description	Trade Date Settle Date Units	Book Value: Begin Book Value: Acq Book Value: Disp Book Value: End	Prior Accrued Inc. Received Ending Accrued Total Interest	Accr. Of Discount Amort. Of Premium Net Accret/Amort Income Earned	Total Income
43813DAC2	Honda Auto Receivables 2020-2 A3 0.82% Due 07/15/2024	05/18/2020 05/27/2020 631,627.08	686,675.46 0.00 55,098.09 631,577.37	250.27 469.27 230.19 449.19	0.00 0.00 0.00 449.19	449.19
43813GAC5	Honda Auto Receivables Trust 2021-1 A3 0.27% Due 04/21/2025	02/17/2021 02/24/2021 770,000.00	769,985.91 0.00 0.00 769,985.91	57.75 173.25 57.75 173.25	0.00 0.00 0.00 173.25	173.25
43813KAC6	Honda Auto Receivables Trust 2020-3 A3 0.37% Due 10/18/2024	09/22/2020 09/29/2020 1,457,694.37	1,565,308.92 0.00 107,828.69 1,457,480.23	209.17 482.71 194.76 468.30	0.00 0.00 0.00 468.30	468.30
43815BAC4	Honda Auto Receivables Trust 2022-1 A3 1.88% Due 05/15/2026	02/15/2022 02/23/2022 1,650,000.00	1,649,751.84 0.00 0.00 1,649,751.84	1,378.67 2,585.00 1,378.67 2,585.00	0.00 0.00 0.00 2,585.00	2,585.00
43815GAC3	Honda Auto Receivables Trust 2021-4 A3 0.88% Due 01/21/2026	11/16/2021 11/24/2021 1,025,000.00	1,024,783.93 0.00 0.00 1,024,783.93	250.56 751.67 250.56 751.67	0.00 0.00 0.00 751.67	751.67
43815NAC8	Honda Auto Receivables Trust 2019-3 A3 1.78% Due 08/15/2023	08/20/2019 08/27/2019 504,468.32	608,193.37 0.00 103,729.24 504,464.13	481.15 902.16 399.09 820.10	0.00 0.00 0.00 820.10	820.10
44891RAC4	Hyundai Auto Receivables Trust 2020-C A3 0.38% Due 05/15/2025	10/20/2020 10/28/2020 1,640,000.00	1,639,622.31 0.00 0.00 1,639,622.31	276.98 519.33 276.98 519.33	0.00 0.00 0.00 519.33	519.33
44891VAC5	Hyundai Auto Lease Trust 2021-B A3 0.33% Due 06/17/2024	06/08/2021 06/16/2021 1,900,000.00	1,899,715.00 0.00 0.00 1,899,715.00	278.67 522.50 278.67 522.50	0.00 0.00 0.00 522.50	522.50
44891WAC3	Hyundai Auto Lease Trust 2022-A A3 1.16% Due 01/15/2025	01/11/2022 01/19/2022 1,205,000.00	1,204,973.37 0.00 0.00 1,204,973.37	621.24 1,164.83 621.24 1,164.83	0.00 0.00 0.00 1,164.83	1,164.83

City of Corona Consolidated

Income Earned



Account #10003

As of May 31, 2022

CUSIP	Security Description	Trade Date Settle Date Units	Book Value: Begin Book Value: Acq Book Value: Disp Book Value: End	Prior Accrued Inc. Received Ending Accrued Total Interest	Accr. Of Discount Amort. Of Premium Net Accret/Amort Income Earned	Total Income
448977AD0	Hyundai Auto Receivables Trust 2022-A A3 2.22% Due 10/15/2026	03/09/2022 03/16/2022 1,350,000.00	1,349,948.03 0.00 0.00 1,349,948.03	1,332.00 2,497.50 1,332.00 2,497.50	0.00 0.00 0.00 2,497.50	2,497.50
44933LAC7	Hyundai Auto Receivables Trust 2021-A A3 0.38% Due 09/15/2025	04/20/2021 04/28/2021 1,340,000.00	1,339,859.03 0.00 0.00 1,339,859.03	226.31 424.33 226.31 424.33	0.00 0.00 0.00 424.33	424.33
44935FAD6	Hyundai Auto Receivables Trust 2021-C A3 0.74% Due 05/15/2026	11/09/2021 11/17/2021 730,000.00	729,837.06 0.00 0.00 729,837.06	240.09 450.17 240.09 450.17	0.00 0.00 0.00 450.17	450.17
4581X0DV7	Inter-American Dev Bank Note 0.875% Due 04/20/2026	04/13/2021 04/20/2021 6,390,000.00	6,360,733.80 0.00 0.00 6,360,733.80	1,708.44 0.00 6,367.81 4,659.37	0.00 0.00 0.00 4,659.37	4,659.37
459058JL8	Intl. Bank Recon & Development Note 0.5% Due 10/28/2025	Various Various 6,300,000.00	6,272,360.85 0.00 0.00 6,272,360.85	262.51 0.00 2,887.50 2,624.99	0.00 0.00 0.00 2,624.99	2,624.99
46647PBK1	JP Morgan Chase & Co Callable Note Cont 4/22/2025 2.083% Due 04/22/2026	05/20/2021 05/24/2021 1,000,000.00	1,037,330.00 0.00 0.00 1,037,330.00	520.75 0.00 2,256.58 1,735.83	0.00 0.00 0.00 1,735.83	1,735.83
46647PCH7	JP Morgan Chase & Co Callable Note Cont 6/1/2024 0.824% Due 06/01/2025	05/24/2021 06/01/2021 3,295,000.00	3,299,268.65 0.00 0.00 3,299,268.65	11,312.83 0.00 13,575.40 2,262.57	0.00 0.00 0.00 2,262.57	2,262.57
46647PCK0	JP Morgan Chase & Co Callable Note Cont 6/23/2024 0.969% Due 06/23/2025	Various Various 1,565,000.00	1,565,968.20 0.00 0.00 1,565,968.20	5,391.94 0.00 6,655.68 1,263.74	0.00 0.00 0.00 1,263.74	1,263.74
477870AC3	John Deere Owner Trust 2019-B A3 2.21% Due 12/15/2023	07/16/2019 07/24/2019 155,581.31	209,324.83 0.00 53,776.54 155,548.29	205.65 385.59 152.82 332.76	0.00 0.00 0.00 332.76	332.76

City of Corona Consolidated

Account #10003

Income Earned

As of May 31, 2022



CUSIP	Security Description	Trade Date Settle Date Units	Book Value: Begin Book Value: Acq Book Value: Disp Book Value: End	Prior Accrued Inc. Received Ending Accrued Total Interest	Accr. Of Discount Amort. Of Premium Net Accret/Amort Income Earned	Total Income
47787JAC2	John Deere Owner Trust 2022-A A3 2.32% Due 09/16/2026	03/10/2022 03/16/2022 1,010,000.00	1,009,776.59 0.00 0.00 1,009,776.59	1,041.42 1,952.67 1,041.42 1,952.67	0.00 0.00 0.00 1,952.67	1,952.67
47787NAC3	John Deere Owner Trust 2020-B A3 0.51% Due 11/15/2024	07/14/2020 07/22/2020 491,978.79	554,855.87 0.00 62,952.05 491,903.82	125.79 235.85 111.52 221.58	0.00 0.00 0.00 221.58	221.58
47789JAD8	John Deere Owner Trust 2019-A A3 2.91% Due 07/17/2023	08/27/2019 08/29/2019 6,544.70	104,973.21 0.00 98,292.25 6,680.96	133.00 249.37 8.46 124.83	0.00 0.00 0.00 124.83	124.83
47789KAC7	John Deere Owner Trust 2020-A A3 1.1% Due 08/15/2024	Various Various 1,132,379.21	1,285,460.51 0.00 150,640.88 1,134,819.63	627.09 1,175.80 553.60 1,102.31	0.00 0.00 0.00 1,102.31	1,102.31
47789QAC4	John Deere Owner Trust 2021-B A3 0.52% Due 03/16/2026	07/13/2021 07/21/2021 1,290,000.00	1,289,884.93 0.00 0.00 1,289,884.93	298.13 559.00 298.13 559.00	0.00 0.00 0.00 559.00	559.00
57629WDE7	Mass Mutual Global funding Note 1.2% Due 07/16/2026	08/10/2021 08/12/2021 2,272,000.00	2,271,369.92 0.00 0.00 2,271,369.92	7,952.00 0.00 10,224.00 2,272.00	0.00 0.00 0.00 2,272.00	2,272.00
58769EAC2	Mercedes-Benz Auto Lease Trust 2020-B A3 0.4% Due 11/15/2023	09/15/2020 09/23/2020 844,862.14	916,698.85 0.00 71,879.55 844,819.30	162.98 305.58 150.20 292.80	0.00 0.00 0.00 292.80	292.80
58989V2D5	Met Tower Global Funding Note 1.25% Due 09/14/2026	09/07/2021 09/14/2021 1,715,000.00	1,713,422.20 0.00 0.00 1,713,422.20	2,798.78 0.00 4,585.24 1,786.46	0.00 0.00 0.00 1,786.46	1,786.46
59217GER6	Metlife Note 1.875% Due 01/11/2027	01/03/2022 01/11/2022 2,485,000.00	2,482,167.10 0.00 0.00 2,482,167.10	14,236.98 0.00 18,119.79 3,882.81	0.00 0.00 0.00 3,882.81	3,882.81

City of Corona Consolidated

Account #10003

Income Earned

As of May 31, 2022



CUSIP	Security Description	Trade Date Settle Date Units	Book Value: Begin Book Value: Acq Book Value: Disp Book Value: End	Prior Accrued Inc. Received Ending Accrued Total Interest	Accr. Of Discount Amort. Of Premium Net Accret/Amort Income Earned	Total Income
6174468Q5	Morgan Stanley Callable Note Cont 4/28/2025 2.188% Due 04/28/2026	05/18/2022 05/20/2022 1,600,000.00	0.00 1,511,376.00 0.00 1,511,376.00	0.00 (2,139.38) 3,209.07 1,069.69	0.00 0.00 0.00 1,069.69	1,069.69
63743HFE7	National Rural Utilities Note 3.45% Due 06/15/2025	04/27/2022 05/04/2022 940,000.00	0.00 939,746.20 0.00 939,746.20	0.00 0.00 2,432.25 2,432.25	0.00 0.00 0.00 2,432.25	2,432.25
64952WEK5	New York Life Global Note 1.45% Due 01/14/2025	01/11/2022 01/14/2022 3,745,000.00	3,740,955.40 0.00 0.00 3,740,955.40	16,139.91 0.00 20,665.12 4,525.21	0.00 0.00 0.00 4,525.21	4,525.21
65479JAD5	Nissan Auto Receivables Owner 2019-C A3 1.93% Due 07/15/2024	10/16/2019 10/23/2019 842,733.01	943,983.95 0.00 101,295.43 842,688.52	809.77 1,518.32 722.88 1,431.43	0.00 0.00 0.00 1,431.43	1,431.43
665859AW4	Northern Trust Company Callable Note Cont 4/10/2027 4% Due 05/10/2027	05/05/2022 05/10/2022 1,345,000.00	0.00 1,342,821.10 0.00 1,342,821.10	0.00 0.00 3,138.33 3,138.33	0.00 0.00 0.00 3,138.33	3,138.33
66815L2A6	Northwestern Mutual Gbl Note 0.8% Due 01/14/2026	12/06/2021 12/08/2021 1,870,000.00	1,820,388.90 0.00 0.00 1,820,388.90	4,446.44 0.00 5,693.11 1,246.67	0.00 0.00 0.00 1,246.67	1,246.67
69371RQ25	Paccar Financial Corp Note 2.15% Due 08/15/2024	08/08/2019 08/15/2019 715,000.00	713,419.85 0.00 0.00 713,419.85	3,245.31 0.00 4,526.35 1,281.04	0.00 0.00 0.00 1,281.04	1,281.04
69371RR73	Paccar Financial Corp Note 2.85% Due 04/07/2025	03/31/2022 04/07/2022 2,970,000.00	2,969,227.80 0.00 0.00 2,969,227.80	5,643.00 0.00 12,696.75 7,053.75	0.00 0.00 0.00 7,053.75	7,053.75
74153WCQ0	Prcoa Global Funding Note 1.15% Due 12/06/2024	12/01/2021 12/08/2021 1,975,000.00	1,972,965.75 0.00 0.00 1,972,965.75	9,021.91 0.00 10,914.62 1,892.71	0.00 0.00 0.00 1,892.71	1,892.71

City of Corona Consolidated

Account #10003

Income Earned

As of May 31, 2022



CUSIP	Security Description	Trade Date Settle Date Units	Book Value: Begin Book Value: Acq Book Value: Disp Book Value: End	Prior Accrued Inc. Received Ending Accrued Total Interest	Accr. Of Discount Amort. Of Premium Net Accret/Amort Income Earned	Total Income
78015K7C2	Royal Bank of Canada Note 2.25% Due 11/01/2024	12/05/2019 12/09/2019 3,600,000.00	3,598,128.00 0.00 0.00 3,598,128.00	40,500.00 40,500.00 6,750.00 6,750.00	0.00 0.00 0.00 6,750.00	6,750.00
78016EZ59	Royal Bank of Canada Note 3.375% Due 04/14/2025	04/07/2022 04/14/2022 1,270,000.00	1,269,530.10 0.00 0.00 1,269,530.10	2,024.06 0.00 5,595.94 3,571.88	0.00 0.00 0.00 3,571.88	3,571.88
79466LAG9	Salesforce.com Inc Callable Note Cont 7/15/2022 0.625% Due 07/15/2024	Various Various 3,100,000.00	3,076,192.60 0.00 0.00 3,076,192.60	5,704.86 0.00 7,319.44 1,614.58	0.00 0.00 0.00 1,614.58	1,614.58
808513BN4	Charles Schwab Corp Callable Note Cont 2/18/2024 0.75% Due 03/18/2024	03/16/2021 03/18/2021 1,775,000.00	1,774,112.50 0.00 0.00 1,774,112.50	1,590.10 0.00 2,699.48 1,109.38	0.00 0.00 0.00 1,109.38	1,109.38
808513BY0	Charles Schwab Corp Callable Note Cont 2/3/2027 2.45% Due 03/03/2027	03/09/2022 03/11/2022 1,300,000.00	1,282,866.00 0.00 0.00 1,282,866.00	5,131.39 0.00 7,785.56 2,654.17	0.00 0.00 0.00 2,654.17	2,654.17
89114QCB2	Toronto Dominion Bank Note 3.25% Due 03/11/2024	03/26/2019 03/28/2019 1,270,000.00	1,286,078.20 0.00 0.00 1,286,078.20	5,732.64 0.00 9,172.22 3,439.58	0.00 0.00 0.00 3,439.58	3,439.58
89114TZT2	Toronto-Dominion Bank Note 2.8% Due 03/10/2027	03/09/2022 03/11/2022 1,900,000.00	1,884,933.00 0.00 0.00 1,884,933.00	7,536.67 0.00 11,970.00 4,433.33	0.00 0.00 0.00 4,433.33	4,433.33
89236TJK2	Toyota Motor Credit Corp Note 1.125% Due 06/18/2026	06/15/2021 06/18/2021 3,325,000.00	3,323,537.00 0.00 0.00 3,323,537.00	13,819.53 0.00 16,936.72 3,117.19	0.00 0.00 0.00 3,117.19	3,117.19
89236TJT3	Toyota Motor Credit Corp Note 1.45% Due 01/13/2025	01/10/2022 01/13/2022 2,700,000.00	2,696,382.00 0.00 0.00 2,696,382.00	11,745.00 0.00 15,007.50 3,262.50	0.00 0.00 0.00 3,262.50	3,262.50

City of Corona Consolidated

Income Earned



Account #10003

As of May 31, 2022

CUSIP	Security Description	Trade Date Settle Date Units	Book Value: Begin Book Value: Acq Book Value: Disp Book Value: End	Prior Accrued Inc. Received Ending Accrued Total Interest	Accr. Of Discount Amort. Of Premium Net Accret/Amort Income Earned	Total Income
89236XAC0	Toyota Auto Receivables 2020-D A3 0.35% Due 01/15/2025	10/06/2020 10/13/2020 1,136,219.11	1,224,643.86 0.00 88,636.43 1,136,007.43	190.54 357.25 176.75 343.46	0.00 0.00 0.00 343.46	343.46
89238JAC9	Toyota Auto Receivables Trust 2021-D A3 0.71% Due 04/15/2026	11/09/2021 11/15/2021 955,000.00	954,979.66 0.00 0.00 954,979.66	301.36 565.04 301.36 565.04	0.00 0.00 0.00 565.04	565.04
89238LAC4	Toyota Lease Owner Trust 2022-A A3 1.96% Due 02/20/2025	02/23/2022 02/28/2022 2,565,000.00	2,564,596.27 0.00 0.00 2,564,596.27	1,536.15 4,189.50 1,536.15 4,189.50	0.00 0.00 0.00 4,189.50	4,189.50
89240BAC2	Toyota Auto Receivables Owners 2021-A A3 0.26% Due 05/15/2025	02/02/2021 02/08/2021 2,825,000.00	2,824,475.68 0.00 0.00 2,824,475.68	326.44 612.08 326.44 612.08	0.00 0.00 0.00 612.08	612.08
90331HPL1	US Bank NA Callable Note Cont 12/21/2024 2.05% Due 01/21/2025	01/16/2020 01/21/2020 4,145,000.00	4,136,171.15 0.00 0.00 4,136,171.15	23,603.47 0.00 30,684.51 7,081.04	0.00 0.00 0.00 7,081.04	7,081.04
9128283D0	US Treasury Note 2.25% Due 10/31/2024	11/07/2019 11/08/2019 4,000,000.00	4,090,468.75 0.00 0.00 4,090,468.75	244.57 0.00 7,826.09 7,581.52	0.00 0.00 0.00 7,581.52	7,581.52
912828B66	US Treasury Note 2.75% Due 02/15/2024	Various Various 5,000,000.00	5,121,796.88 0.00 0.00 5,121,796.88	28,487.57 0.00 40,262.43 11,774.86	0.00 0.00 0.00 11,774.86	11,774.86
912828D56	US Treasury Note 2.375% Due 08/15/2024	12/12/2019 12/13/2019 5,000,000.00	5,140,234.38 0.00 0.00 5,140,234.38	24,602.90 0.00 34,772.10 10,169.20	0.00 0.00 0.00 10,169.20	10,169.20
912828T91	US Treasury Note 1.625% Due 10/31/2023	05/29/2019 05/30/2019 1,050,000.00	1,031,091.80 0.00 0.00 1,031,091.80	46.37 0.00 1,483.70 1,437.33	0.00 0.00 0.00 1,437.33	1,437.33

City of Corona Consolidated

Account #10003

Income Earned

As of May 31, 2022



CUSIP	Security Description	Trade Date Settle Date Units	Book Value: Begin Book Value: Acq Book Value: Disp Book Value: End	Prior Accrued Inc. Received Ending Accrued Total Interest	Accr. Of Discount Amort. Of Premium Net Accret/Amort Income Earned	Total Income
912828V23	US Treasury Note 2.25% Due 12/31/2023	06/21/2019 06/24/2019 4,500,000.00	4,588,417.97 0.00 0.00 4,588,417.97	33,843.23 0.00 42,513.81 8,670.58	0.00 0.00 0.00 8,670.58	8,670.58
912828X70	US Treasury Note 2% Due 04/30/2024	Various Various 4,800,000.00	4,833,281.25 0.00 0.00 4,833,281.25	260.86 0.00 8,347.82 8,086.96	0.00 0.00 0.00 8,086.96	8,086.96
912828XX3	US Treasury Note 2% Due 06/30/2024	Various Various 4,900,000.00	4,942,253.91 0.00 0.00 4,942,253.91	32,756.91 0.00 41,149.18 8,392.27	0.00 0.00 0.00 8,392.27	8,392.27
912828ZC7	US Treasury Note 1.125% Due 02/28/2025	03/18/2020 03/19/2020 7,000,000.00	7,108,007.81 0.00 0.00 7,108,007.81	13,267.66 0.00 19,901.49 6,633.83	0.00 0.00 0.00 6,633.83	6,633.83
91282CAB7	US Treasury Note 0.25% Due 07/31/2025	03/12/2021 03/15/2021 6,000,000.00	5,879,062.50 0.00 0.00 5,879,062.50	3,729.28 0.00 5,013.81 1,284.53	0.00 0.00 0.00 1,284.53	1,284.53
91282CAM3	US Treasury Note 0.25% Due 09/30/2025	03/29/2021 03/30/2021 3,200,000.00	3,130,375.00 0.00 0.00 3,130,375.00	677.60 0.00 1,355.19 677.59	0.00 0.00 0.00 677.59	677.59
91282CAT8	US Treasury Note 0.25% Due 10/31/2025	02/19/2021 02/22/2021 6,000,000.00	5,923,125.00 0.00 0.00 5,923,125.00	40.76 0.00 1,304.35 1,263.59	0.00 0.00 0.00 1,263.59	1,263.59
91282CAZ4	US Treasury Note 0.375% Due 11/30/2025	03/26/2021 03/29/2021 3,800,000.00	3,731,867.19 0.00 0.00 3,731,867.19	5,950.55 7,125.00 38.93 1,213.38	0.00 0.00 0.00 1,213.38	1,213.38
91282CBR1	US Treasury Note 0.25% Due 03/15/2024	03/30/2021 03/31/2021 2,900,000.00	2,892,976.56 0.00 0.00 2,892,976.56	925.95 0.00 1,536.68 610.73	0.00 0.00 0.00 610.73	610.73

City of Corona Consolidated

Account #10003

Income Earned

As of May 31, 2022



CUSIP	Security Description	Trade Date Settle Date Units	Book Value: Begin Book Value: Acq Book Value: Disp Book Value: End	Prior Accrued Inc. Received Ending Accrued Total Interest	Accr. Of Discount Amort. Of Premium Net Accret/Amort Income Earned	Total Income
91282CCW9	US Treasury Note 0.75% Due 08/31/2026	09/23/2021 09/24/2021 1,570,000.00	1,558,899.61 0.00 0.00 1,558,899.61	1,983.83 0.00 2,975.75 991.92	0.00 0.00 0.00 991.92	991.92
91282CCZ2	US Treasury Note 0.875% Due 09/30/2026	10/18/2021 10/19/2021 3,130,000.00	3,083,172.27 0.00 0.00 3,083,172.27	2,319.71 0.00 4,639.41 2,319.70	0.00 0.00 0.00 2,319.70	2,319.70
91282CDG3	US Treasury Note 1.125% Due 10/31/2026	11/15/2021 11/17/2021 3,120,000.00	3,100,987.50 0.00 0.00 3,100,987.50	95.38 0.00 3,052.17 2,956.79	0.00 0.00 0.00 2,956.79	2,956.79
91282CED9	US Treasury Note 1.75% Due 03/15/2025	04/05/2022 04/07/2022 7,000,000.00	6,823,085.94 0.00 0.00 6,823,085.94	15,645.38 0.00 25,964.67 10,319.29	0.00 0.00 0.00 10,319.29	10,319.29
91324PEC2	United Health Group Inc Callable Note Cont 4/15/2026 1.15% Due 05/15/2026	Various Various 805,000.00	807,605.05 0.00 0.00 807,605.05	4,268.74 4,628.75 411.44 771.45	0.00 0.00 0.00 771.45	771.45
91324PEG3	United Health Group Inc Callable Note Cont 4/15/2027 3.7% Due 05/15/2027	05/17/2022 05/20/2022 1,365,000.00	0.00 1,365,638.40 0.00 1,365,638.40	0.00 0.00 1,543.21 1,543.21	0.00 0.00 0.00 1,543.21	1,543.21
92290BAA9	Verizon Owner Trust 2020-B A 0.47% Due 02/20/2025	08/04/2020 08/12/2020 2,260,000.00	2,259,525.40 0.00 0.00 2,259,525.40	324.56 885.17 324.56 885.17	0.00 0.00 0.00 885.17	885.17
92348AAA3	Verizon Owner Trust 2019-C A1A 1.94% Due 04/22/2024	10/01/2019 10/08/2019 556,980.52	646,986.85 0.00 90,049.28 556,937.57	383.55 1,046.04 330.17 992.66	0.00 0.00 0.00 992.66	992.66
931142EK5	Wal-Mart Stores Callable Note Cont 5/26/2023 Due 06/26/2023	05/08/2019 05/13/2019 0.00	2,056,900.00 0.00 2,056,900.00 0.00	23,611.11 26,822.22 0.00 3,211.11	0.00 0.00 0.00 3,211.11	3,211.11

City of Corona Consolidated

Account #10003

Income Earned

As of May 31, 2022



CUSIP	Security Description	Trade Date Settle Date Units	Book Value: Begin Book Value: Acq Book Value: Disp Book Value: End	Prior Accrued Inc. Received Ending Accrued Total Interest	Accr. Of Discount Amort. Of Premium Net Accret/Amort Income Earned	Total Income
931142ER0	Wal-Mart Stores Callable Note Cont 08/17/2026 1.05% Due 09/17/2026	09/08/2021 09/17/2021 785,000.00	783,516.35 0.00 0.00 783,516.35	1,007.42 0.00 1,694.29 686.87	0.00 0.00 0.00 686.87	686.87
			308,338,181.61	908,418.75	0.00	
			10,447,060.50	304,811.03	0.00	
			7,590,703.05	1,002,712.45	0.00	
Total Fixed Income		310,044,389.04	311,194,539.06	399,104.73	399,104.73	399,104.73
CASH & EQUIVALENT						
60934N807	Federated Investors Govt Oblig Fund Inst.	Various Various 628,505.60	3,201,234.10 4,077,652.27 6,650,380.77 628,505.60	0.00 14.03 0.00 14.03	0.00 0.00 0.00 14.03	14.03
78012U3M5	Royal Bank of Canada Yankee CD 1.35% Due 02/14/2023	02/11/2022 02/14/2022 500,000.00	500,000.00 0.00 0.00 500,000.00	1,425.00 0.00 2,006.25 581.25	0.00 0.00 0.00 581.25	581.25
			3,701,234.10	1,425.00	0.00	
			4,077,652.27	14.03	0.00	
			6,650,380.77	2,006.25	0.00	
Total Cash & Equivalent		1,128,505.60	1,128,505.60	595.28	595.28	595.28

City of Corona Consolidated

Account #10003

Income Earned

As of May 31, 2022



CUSIP	Security Description	Trade Date Settle Date Units	Book Value: Begin Book Value: Acq Book Value: Disp Book Value: End	Prior Accrued Inc. Received Ending Accrued Total Interest	Accr. Of Discount Amort. Of Premium Net Accret/Amort Income Earned	Total Income
LOCAL AGENCY INVESTMENT FUND						
90LAIF\$00	Local Agency Investment Fund State Pool	Various Various 113,494,697.40	89,194,697.40 37,200,000.00 12,900,000.00 113,494,697.40	45,761.46 0.00 101,498.22 55,736.76	0.00 0.00 0.00 55,736.76	55,736.76
Total Local Agency Investment Fund			113,494,697.40	55,736.76	55,736.76	55,736.76
			401,234,113.11	955,605.21	0.00	
			51,724,712.77	304,825.06	0.00	
			27,141,083.82	1,106,216.92	0.00	
TOTAL PORTFOLIO		424,667,592.04	425,817,742.06	455,436.77	455,436.77	455,436.77

City of Corona Consolidated

Cash Flow Report



Account #10003

As of May 31, 2022

Payment Date	Transaction Type	CUSIP	Quantity	Security Description	Principal Amount	Income	Total Amount
06/01/2022	Interest	46647PCH7	3,295,000.00	JP Morgan Chase & Co Callable Note Cont 6/1/2024 0.824% Due 6/1/2025	0.00	13,575.40	13,575.40
06/06/2022	Interest	74153WCQ0	1,975,000.00	Pricoa Global Funding Note 1.15% Due 12/6/2024	0.00	11,230.07	11,230.07
06/08/2022	Interest	3130A0F70	3,500,000.00	FHLB Note 3.375% Due 12/8/2023	0.00	59,062.50	59,062.50
06/10/2022	Interest	40139LBC6	3,000,000.00	Guardian Life Glob Fun Note 0.875% Due 12/10/2025	0.00	13,125.00	13,125.00
06/14/2022	Interest	3130A1XJ2	5,500,000.00	FHLB Note 2.875% Due 6/14/2024	0.00	79,062.51	79,062.51
06/15/2022	Paydown	02582JIT8	2,765,000.00	American Express Credit Trust 2022-2 A 3.39% Due 5/17/2027	0.00	5,467.79	5,467.79
06/15/2022	Paydown	43815NAC8	504,468.32	Honda Auto Receivables Trust 2019-3 A3 1.78% Due 8/15/2023	137,407.16	748.29	138,155.45
06/15/2022	Paydown	44891WAC3	1,205,000.00	Hyundai Auto Lease Trust 2022-A A3 1.16% Due 1/15/2025	0.00	1,164.83	1,164.83
06/15/2022	Paydown	448977AD0	1,350,000.00	Hyundai Auto Receivables Trust 2022-A A3 2.22% Due 10/15/2026	0.00	2,497.50	2,497.50
06/15/2022	Paydown	44933LAC7	1,340,000.00	Hyundai Auto Receivables Trust 2021-A A3 0.38% Due 9/15/2025	0.00	424.33	424.33
06/15/2022	Paydown	47787NAC3	491,978.79	John Deere Owner Trust 2020-B A3 0.51% Due 11/15/2024	24,507.54	209.09	24,716.63
06/15/2022	Paydown	47789QAC4	1,290,000.00	John Deere Owner Trust 2021-B A3 0.52% Due 3/16/2026	0.00	559.00	559.00
06/15/2022	Paydown	65479JAD5	842,733.01	Nissan Auto Receivables Owner 2019-C A3 1.93% Due 7/15/2024	31,510.41	1,355.40	32,865.81
06/15/2022	Paydown	89240BAC2	2,825,000.00	Toyota Auto Receivables Owners 2021-A A3 0.26% Due 5/15/2025	127,971.44	612.08	128,583.52
06/15/2022	Paydown	47787JAC2	1,010,000.00	John Deere Owner Trust 2022-A A3 2.32% Due 9/16/2026	0.00	1,952.67	1,952.67
06/15/2022	Paydown	47789JAD8	6,544.70	John Deere Owner Trust 2019-A A3 2.91% Due 7/17/2023	2,176.41	15.87	2,192.28
06/15/2022	Paydown	58769EAC2	844,862.14	Mercedes-Benz Auto Lease Trust 2020-B A3 0.4% Due 11/15/2023	109,022.31	281.62	109,303.93

City of Corona Consolidated

Cash Flow Report



Account #10003

As of May 31, 2022

Payment Date	Transaction Type	CUSIP	Quantity	Security Description	Principal Amount	Income	Total Amount
06/15/2022	Paydown	89238JAC9	955,000.00	Toyota Auto Receivables Trust 2021-D A3 0.71% Due 4/15/2026	0.00	565.04	565.04
06/15/2022	Paydown	43813DAC2	631,627.08	Honda Auto Receivables 2020-2 A3 0.82% Due 7/15/2024	24,086.48	431.61	24,518.09
06/15/2022	Paydown	43815BAC4	1,650,000.00	Honda Auto Receivables Trust 2022-1 A3 1.88% Due 5/15/2026	0.00	2,585.00	2,585.00
06/15/2022	Paydown	44891RAC4	1,640,000.00	Hyundai Auto Receivables Trust 2020-C A3 0.38% Due 5/15/2025	77,809.28	519.33	78,328.61
06/15/2022	Paydown	44891VAC5	1,900,000.00	Hyundai Auto Lease Trust 2021-B A3 0.33% Due 6/17/2024	0.00	522.50	522.50
06/15/2022	Paydown	47789KAC7	1,132,379.21	John Deere Owner Trust 2020-A A3 1.1% Due 8/15/2024	40,459.83	1,038.02	41,497.85
06/15/2022	Paydown	89236XAC0	1,136,219.11	Toyota Auto Receivables 2020-D A3 0.35% Due 1/15/2025	37,407.49	331.40	37,738.89
06/15/2022	Paydown	44935FAD6	730,000.00	Hyundai Auto Receivables Trust 2021-C A3 0.74% Due 5/15/2026	0.00	450.17	450.17
06/15/2022	Paydown	477870AC3	155,581.31	John Deere Owner Trust 2019-B A3 2.21% Due 12/15/2023	8,036.02	286.53	8,322.55
06/16/2022	Paydown	362554AC1	780,000.00	GM Financial Securitized Term 2021-4 A3 0.68% Due 9/16/2026	0.00	442.00	442.00
06/16/2022	Paydown	380146AC4	660,000.00	GM Financial Auto Receivables 2022-1 A3 1.26% Due 11/16/2026	0.00	693.00	693.00
06/17/2022	Interest	3135G04Z3	6,200,000.00	FNMA Note 0.5% Due 6/17/2025	0.00	15,500.00	15,500.00
06/18/2022	Interest	89236TJK2	3,325,000.00	Toyota Motor Credit Corp Note 1.125% Due 6/18/2026	0.00	18,703.13	18,703.13
06/18/2022	Paydown	43813KAC6	1,457,694.37	Honda Auto Receivables Trust 2020-3 A3 0.37% Due 10/18/2024	80,770.98	449.46	81,220.44
06/19/2022	Interest	06051GJD2	3,000,000.00	Bank of America Corp Callable Note Cont 6/19/2025 1.319% Due 6/19/2026	0.00	19,785.00	19,785.00
06/19/2022	Interest	3137EAEN5	1,800,000.00	FHLMC Note 2.75% Due 6/19/2023	0.00	24,750.00	24,750.00
06/19/2022	Paydown	3137BSRE5	0.00	FHLMC K059 A2 3.12% Due 9/25/2026	0.00	7,800.00	7,800.00

City of Corona Consolidated

Cash Flow Report



Account #10003

As of May 31, 2022

Payment Date	Transaction Type	CUSIP	Quantity	Security Description	Principal Amount	Income	Total Amount
06/19/2022	Paydown	3137B5JM6	0.00	FHLMC K034 A2 3.531% Due 7/25/2023	0.00	11,328.63	11,328.63
06/19/2022	Paydown	3137BSP72	0.00	FHLMC K058 A2 2.653% Due 8/25/2026	0.00	3,316.25	3,316.25
06/19/2022	Paydown	3137BYQP7	0.00	FHLMC K726 A2 2.905% Due 4/25/2024	4,333.76	7,941.22	12,274.98
06/19/2022	Paydown	3137BM6P6	0.00	FHLMC K721 A2 3.09% Due 8/25/2022	266,616.40	4,784.10	271,400.50
06/20/2022	Interest	3130AQF40	4,300,000.00	FHLB Note 1% Due 12/20/2024	0.00	21,261.11	21,261.11
06/20/2022	Paydown	36265MAC9	2,105,000.00	GM Financial Auto Lease Trust 2022-1 A3 1.9% Due 3/20/2025	0.00	3,332.92	3,332.92
06/20/2022	Paydown	36262XAC8	2,145,000.00	GM Financial Auto Lease Trust 2021-3 A2 0.39% Due 10/21/2024	0.00	697.13	697.13
06/20/2022	Paydown	92290BAA9	2,260,000.00	Verizon Owner Trust 2020-B A 0.47% Due 2/20/2025	68,056.63	885.17	68,941.80
06/20/2022	Paydown	89238LAC4	2,565,000.00	Toyota Lease Owner Trust 2022-A A3 1.96% Due 2/20/2025	0.00	4,189.50	4,189.50
06/20/2022	Paydown	92348AAA3	556,980.52	Verizon Owner Trust 2019-C A1A 1.94% Due 4/22/2024	22,612.65	900.45	23,513.10
06/21/2022	Paydown	43815GAC3	1,025,000.00	Honda Auto Receivables Trust 2021-4 A3 0.88% Due 1/21/2026	0.00	751.67	751.67
06/21/2022	Paydown	43813GAC5	770,000.00	Honda Auto Receivables Trust 2021-1 A3 0.27% Due 4/21/2025	0.00	173.25	173.25
06/23/2022	Interest	46647PCK0	1,565,000.00	JP Morgan Chase & Co Callable Note Cont 6/23/2024 0.969% Due 6/23/2025	0.00	7,582.43	7,582.43
06/25/2022	Interest	3137BM6P6	1,591,288.32	FHLMC K721 A2 3.09% Due 8/25/2022	0.00	4,097.56	4,097.56
06/25/2022	Interest	3137BYQP7	3,276,032.16	FHLMC K726 A2 2.905% Due 4/25/2024	0.00	7,930.73	7,930.73
06/25/2022	Interest	3137B5JM6	3,850,000.00	FHLMC K034 A2 3.531% Due 7/25/2023	0.00	11,328.63	11,328.63
06/25/2022	Interest	3137B7MZ9	3,750,000.00	FHLMC K036 A2 3.527% Due 10/25/2023	0.00	11,021.87	11,021.87

City of Corona Consolidated

Cash Flow Report



Account #10003

As of May 31, 2022

Payment Date	Transaction Type	CUSIP	Quantity	Security Description	Principal Amount	Income	Total Amount
06/25/2022	Paydown	3137BSRE5	3,000,000.00	FHLMC K059 A2 3.12% Due 9/25/2026	0.00	7,800.00	7,800.00
06/25/2022	Paydown	05601XAC3	1,000,000.00	BMW Vehicle Lease Trust 2022-1 A3 1.1% Due 3/25/2025	0.00	916.67	916.67
06/25/2022	Paydown	09690AAC7	950,000.00	BMW Vehicle Lease Trust 2021-2 A3 0.33% Due 12/26/2024	0.00	261.25	261.25
06/25/2022	Paydown	05602RAD3	1,065,000.00	BMW Vehicle Owner Trust 2022-A A3 3.21% Due 8/25/2026	0.00	3,513.61	3,513.61
06/25/2022	Paydown	3137B4WB8	3,350,000.00	FHLMC K033 A2 3.06% Due 7/25/2023	0.00	8,542.50	8,542.50
06/25/2022	Paydown	3137BSP72	1,500,000.00	FHLMC K058 A2 2.653% Due 8/25/2026	0.00	3,316.25	3,316.25
06/30/2022	Interest	912828V23	4,500,000.00	US Treasury Note 2.25% Due 12/31/2023	0.00	50,625.00	50,625.00
06/30/2022	Interest	912828XX3	4,900,000.00	US Treasury Note 2% Due 6/30/2024	0.00	49,000.00	49,000.00
JUN 2022					1,062,784.79	511,694.04	1,574,478.83
07/07/2022	Interest	3135G0X24	4,220,000.00	FNMA Note 1.625% Due 1/7/2025	0.00	34,287.50	34,287.50
07/09/2022	Interest	06367TQW3	1,500,000.00	Bank of Montreal Note 0.625% Due 7/9/2024	0.00	4,687.50	4,687.50
07/11/2022	Interest	59217GER6	2,485,000.00	Metlife Note 1.875% Due 1/11/2027	0.00	23,296.88	23,296.88
07/13/2022	Interest	89236TJT3	2,700,000.00	Toyota Motor Credit Corp Note 1.45% Due 1/13/2025	0.00	19,575.00	19,575.00
07/14/2022	Interest	66815L2A6	1,870,000.00	Northwestern Mutual Gbl Note 0.8% Due 1/14/2026	0.00	7,480.00	7,480.00
07/14/2022	Interest	64952WEK5	3,745,000.00	New York Life Global Note 1.45% Due 1/14/2025	0.00	27,151.25	27,151.25
07/14/2022	Interest	02665WCJ8	930,000.00	American Honda Finance Note 3.45% Due 7/14/2023	0.00	16,042.50	16,042.50
07/15/2022	Dividend	90LAIF\$00	6,179,266,330.60	Local Agency Investment Fund State Pool	0.00	101,111.92	101,111.92

City of Corona Consolidated

Cash Flow Report



Account #10003

As of May 31, 2022

Payment Date	Transaction Type	CUSIP	Quantity	Security Description	Principal Amount	Income	Total Amount
07/15/2022	Interest	79466LAG9	3,100,000.00	Salesforce.com Inc Callable Note Cont 7/15/2022 0.625% Due 7/15/2024	0.00	9,687.51	9,687.51
07/15/2022	Paydown	477870AC3	155,581.31	John Deere Owner Trust 2019-B A3 2.21% Due 12/15/2023	8,052.76	271.73	8,324.49
07/15/2022	Paydown	47789JAD8	6,544.70	John Deere Owner Trust 2019-A A3 2.91% Due 7/17/2023	2,181.57	10.59	2,192.16
07/15/2022	Paydown	58769EAC2	844,862.14	Mercedes-Benz Auto Lease Trust 2020-B A3 0.4% Due 11/15/2023	108,047.71	245.28	108,292.99
07/15/2022	Paydown	02582JIT8	2,765,000.00	American Express Credit Trust 2022-2 A 3.39% Due 5/17/2027	0.00	7,811.13	7,811.13
07/15/2022	Paydown	44935FAD6	730,000.00	Hyundai Auto Receivables Trust 2021-C A3 0.74% Due 5/15/2026	0.00	450.17	450.17
07/15/2022	Paydown	89238JAC9	955,000.00	Toyota Auto Receivables Trust 2021-D A3 0.71% Due 4/15/2026	0.00	565.04	565.04
07/15/2022	Paydown	43813DAC2	631,627.08	Honda Auto Receivables 2020-2 A3 0.82% Due 7/15/2024	24,102.94	415.15	24,518.09
07/15/2022	Paydown	43815NAC8	504,468.32	Honda Auto Receivables Trust 2019-3 A3 1.78% Due 8/15/2023	129,892.54	544.47	130,437.01
07/15/2022	Paydown	44891VAC5	1,900,000.00	Hyundai Auto Lease Trust 2021-B A3 0.33% Due 6/17/2024	0.00	522.50	522.50
07/15/2022	Paydown	44891WAC3	1,205,000.00	Hyundai Auto Lease Trust 2022-A A3 1.16% Due 1/15/2025	0.00	1,164.83	1,164.83
07/15/2022	Paydown	448977AD0	1,350,000.00	Hyundai Auto Receivables Trust 2022-A A3 2.22% Due 10/15/2026	0.00	2,497.50	2,497.50
07/15/2022	Paydown	47787JAC2	1,010,000.00	John Deere Owner Trust 2022-A A3 2.32% Due 9/16/2026	0.00	1,952.67	1,952.67
07/15/2022	Paydown	47787NAC3	491,978.79	John Deere Owner Trust 2020-B A3 0.51% Due 11/15/2024	24,517.13	198.68	24,715.81
07/15/2022	Paydown	47789KAC7	1,132,379.21	John Deere Owner Trust 2020-A A3 1.1% Due 8/15/2024	40,571.10	1,000.92	41,572.02
07/15/2022	Paydown	47789QAC4	1,290,000.00	John Deere Owner Trust 2021-B A3 0.52% Due 3/16/2026	0.00	559.00	559.00
07/15/2022	Paydown	65479JAD5	842,733.01	Nissan Auto Receivables Owner 2019-C A3 1.93% Due 7/15/2024	31,581.31	1,304.72	32,886.03

City of Corona Consolidated

Cash Flow Report



Account #10003

As of May 31, 2022

Payment Date	Transaction Type	CUSIP	Quantity	Security Description	Principal Amount	Income	Total Amount
07/15/2022	Paydown	89236XAC0	1,136,219.11	Toyota Auto Receivables 2020-D A3 0.35% Due 1/15/2025	37,297.36	320.49	37,617.85
07/15/2022	Paydown	89240BAC2	2,825,000.00	Toyota Auto Receivables Owners 2021-A A3 0.26% Due 5/15/2025	128,013.03	584.36	128,597.39
07/15/2022	Paydown	43815BAC4	1,650,000.00	Honda Auto Receivables Trust 2022-1 A3 1.88% Due 5/15/2026	0.00	2,585.00	2,585.00
07/15/2022	Paydown	44891RAC4	1,640,000.00	Hyundai Auto Receivables Trust 2020-C A3 0.38% Due 5/15/2025	77,837.81	494.69	78,332.50
07/15/2022	Paydown	44933LAC7	1,340,000.00	Hyundai Auto Receivables Trust 2021-A A3 0.38% Due 9/15/2025	0.00	424.33	424.33
07/16/2022	Interest	57629WDE7	2,272,000.00	Mass Mutual Global funding Note 1.2% Due 7/16/2026	0.00	13,632.00	13,632.00
07/16/2022	Paydown	362554AC1	780,000.00	GM Financial Securitized Term 2021-4 A3 0.68% Due 9/16/2026	0.00	442.00	442.00
07/16/2022	Paydown	380146AC4	660,000.00	GM Financial Auto Receivables 2022-1 A3 1.26% Due 11/16/2026	0.00	693.00	693.00
07/17/2022	Interest	24422EVN6	2,140,000.00	John Deere Capital Corp Note 0.45% Due 1/17/2024	0.00	4,815.00	4,815.00
07/18/2022	Paydown	43813KAC6	1,457,694.37	Honda Auto Receivables Trust 2020-3 A3 0.37% Due 10/18/2024	80,795.89	424.55	81,220.44
07/19/2022	Paydown	3137BM6P6	1,591,288.32	FHLMC K721 A2 3.09% Due 8/25/2022	410,240.32	845.10	411,085.42
07/20/2022	Paydown	92348AAA3	556,980.52	Verizon Owner Trust 2019-C A1A 1.94% Due 4/22/2024	22,663.53	863.89	23,527.42
07/20/2022	Paydown	36262XAC8	2,145,000.00	GM Financial Auto Lease Trust 2021-3 A2 0.39% Due 10/21/2024	0.00	697.13	697.13
07/20/2022	Paydown	36265MAC9	2,105,000.00	GM Financial Auto Lease Trust 2022-1 A3 1.9% Due 3/20/2025	0.00	3,332.92	3,332.92
07/20/2022	Paydown	92290BAA9	2,260,000.00	Verizon Owner Trust 2020-B A 0.47% Due 2/20/2025	68,083.29	858.51	68,941.80
07/20/2022	Paydown	89238LAC4	2,565,000.00	Toyota Lease Owner Trust 2022-A A3 1.96% Due 2/20/2025	0.00	4,189.50	4,189.50
07/21/2022	Interest	90331HPL1	4,145,000.00	US Bank NA Callable Note Cont 12/21/2024 2.05% Due 1/21/2025	0.00	42,486.25	42,486.25

City of Corona Consolidated

Cash Flow Report



Account #10003

As of May 31, 2022

Payment Date	Transaction Type	CUSIP	Quantity	Security Description	Principal Amount	Income	Total Amount
07/21/2022	Interest	3137EAEU9	6,300,000.00	FHLMC Note 0.375% Due 7/21/2025	0.00	11,812.50	11,812.50
07/21/2022	Paydown	43815GAC3	1,025,000.00	Honda Auto Receivables Trust 2021-4 A3 0.88% Due 1/21/2026	0.00	751.67	751.67
07/21/2022	Paydown	43813GAC5	770,000.00	Honda Auto Receivables Trust 2021-1 A3 0.27% Due 4/21/2025	0.00	173.25	173.25
07/25/2022	Interest	3137B7MZ9	3,750,000.00	FHLMC K036 A2 3.527% Due 10/25/2023	0.00	11,021.87	11,021.87
07/25/2022	Interest	3137BM6P6	1,591,288.32	FHLMC K721 A2 3.09% Due 8/25/2022	0.00	3,041.19	3,041.19
07/25/2022	Interest	3137BYPQ7	3,276,032.16	FHLMC K726 A2 2.905% Due 4/25/2024	0.00	7,930.73	7,930.73
07/25/2022	Interest	3137B5JM6	3,850,000.00	FHLMC K034 A2 3.531% Due 7/25/2023	0.00	11,328.63	11,328.63
07/25/2022	Paydown	05602RAD3	1,065,000.00	BMW Vehicle Owner Trust 2022-A A3 3.21% Due 8/25/2026	0.00	2,848.88	2,848.88
07/25/2022	Paydown	3137B4WB8	3,350,000.00	FHLMC K033 A2 3.06% Due 7/25/2023	0.00	8,542.50	8,542.50
07/25/2022	Paydown	3137BSRE5	3,000,000.00	FHLMC K059 A2 3.12% Due 9/25/2026	0.00	7,800.00	7,800.00
07/25/2022	Paydown	05601XAC3	1,000,000.00	BMW Vehicle Lease Trust 2022-1 A3 1.1% Due 3/25/2025	0.00	916.67	916.67
07/25/2022	Paydown	09690AAC7	950,000.00	BMW Vehicle Lease Trust 2021-2 A3 0.33% Due 12/26/2024	0.00	261.25	261.25
07/25/2022	Paydown	3137BSP72	1,500,000.00	FHLMC K058 A2 2.653% Due 8/25/2026	0.00	3,316.25	3,316.25
07/31/2022	Interest	91282CAB7	6,000,000.00	US Treasury Note 0.25% Due 7/31/2025	0.00	7,500.00	7,500.00
JUL 2022					1,193,878.29	417,768.55	1,611,646.84
08/11/2022	Interest	06406RAJ6	2,000,000.00	Bank of NY Mellon Corp Note 3.45% Due 8/11/2023	0.00	34,500.00	34,500.00
08/12/2022	Interest	3137EAEPO	6,575,000.00	FHLMC Note 1.5% Due 2/12/2025	0.00	49,312.50	49,312.50

City of Corona Consolidated

Cash Flow Report



Account #10003

As of May 31, 2022

Payment Date	Transaction Type	CUSIP	Quantity	Security Description	Principal Amount	Income	Total Amount
08/15/2022	Interest	69371RQ25	715,000.00	Paccar Financial Corp Note 2.15% Due 8/15/2024	0.00	7,686.25	7,686.25
08/15/2022	Interest	912828B66	5,000,000.00	US Treasury Note 2.75% Due 2/15/2024	0.00	68,750.00	68,750.00
08/15/2022	Interest	912828D56	5,000,000.00	US Treasury Note 2.375% Due 8/15/2024	0.00	59,375.00	59,375.00
08/15/2022	Paydown	43815BAC4	1,650,000.00	Honda Auto Receivables Trust 2022-1 A3 1.88% Due 5/15/2026	0.00	2,585.00	2,585.00
08/15/2022	Paydown	44891RAC4	1,640,000.00	Hyundai Auto Receivables Trust 2020-C A3 0.38% Due 5/15/2025	77,866.34	470.05	78,336.39
08/15/2022	Paydown	47789JAD8	6,544.70	John Deere Owner Trust 2019-A A3 2.91% Due 7/17/2023	2,186.73	5.30	2,192.03
08/15/2022	Paydown	58769EAC2	844,862.14	Mercedes-Benz Auto Lease Trust 2020-B A3 0.4% Due 11/15/2023	107,072.63	209.26	107,281.89
08/15/2022	Paydown	89238JAC9	955,000.00	Toyota Auto Receivables Trust 2021-D A3 0.71% Due 4/15/2026	0.00	565.04	565.04
08/15/2022	Paydown	89236XAC0	1,136,219.11	Toyota Auto Receivables 2020-D A3 0.35% Due 1/15/2025	37,186.05	309.61	37,495.66
08/15/2022	Paydown	43813DAC2	631,627.08	Honda Auto Receivables 2020-2 A3 0.82% Due 7/15/2024	24,119.41	398.68	24,518.09
08/15/2022	Paydown	44891VAC5	1,900,000.00	Hyundai Auto Lease Trust 2021-B A3 0.33% Due 6/17/2024	0.00	522.50	522.50
08/15/2022	Paydown	47787JAC2	1,010,000.00	John Deere Owner Trust 2022-A A3 2.32% Due 9/16/2026	0.00	1,952.67	1,952.67
08/15/2022	Paydown	47789KAC7	1,132,379.21	John Deere Owner Trust 2020-A A3 1.1% Due 8/15/2024	40,682.66	963.74	41,646.40
08/15/2022	Paydown	02582JIT8	2,765,000.00	American Express Credit Trust 2022-2 A 3.39% Due 5/17/2027	0.00	7,811.13	7,811.13
08/15/2022	Paydown	44935FAD6	730,000.00	Hyundai Auto Receivables Trust 2021-C A3 0.74% Due 5/15/2026	0.00	450.17	450.17
08/15/2022	Paydown	477870AC3	155,581.31	John Deere Owner Trust 2019-B A3 2.21% Due 12/15/2023	8,069.54	256.90	8,326.44
08/15/2022	Paydown	47787NAC3	491,978.79	John Deere Owner Trust 2020-B A3 0.51% Due 11/15/2024	24,526.73	188.26	24,714.99

City of Corona Consolidated

Cash Flow Report



Account #10003

As of May 31, 2022

Payment Date	Transaction Type	CUSIP	Quantity	Security Description	Principal Amount	Income	Total Amount
08/15/2022	Paydown	47789QAC4	1,290,000.00	John Deere Owner Trust 2021-B A3 0.52% Due 3/16/2026	0.00	559.00	559.00
08/15/2022	Paydown	89240BAC2	2,825,000.00	Toyota Auto Receivables Owners 2021-A A3 0.26% Due 5/15/2025	128,054.64	556.62	128,611.26
08/15/2022	Paydown	43815NAC8	504,468.32	Honda Auto Receivables Trust 2019-3 A3 1.78% Due 8/15/2023	122,359.78	351.80	122,711.58
08/15/2022	Paydown	44891WAC3	1,205,000.00	Hyundai Auto Lease Trust 2022-A A3 1.16% Due 1/15/2025	0.00	1,164.83	1,164.83
08/15/2022	Paydown	448977AD0	1,350,000.00	Hyundai Auto Receivables Trust 2022-A A3 2.22% Due 10/15/2026	0.00	2,497.50	2,497.50
08/15/2022	Paydown	44933LAC7	1,340,000.00	Hyundai Auto Receivables Trust 2021-A A3 0.38% Due 9/15/2025	0.00	424.33	424.33
08/15/2022	Paydown	65479JAD5	842,733.01	Nissan Auto Receivables Owner 2019-C A3 1.93% Due 7/15/2024	31,652.38	1,253.92	32,906.30
08/16/2022	Paydown	362554AC1	780,000.00	GM Financial Securitized Term 2021-4 A3 0.68% Due 9/16/2026	0.00	442.00	442.00
08/16/2022	Paydown	380146AC4	660,000.00	GM Financial Auto Receivables 2022-1 A3 1.26% Due 11/16/2026	0.00	693.00	693.00
08/18/2022	Paydown	43813KAC6	1,457,694.37	Honda Auto Receivables Trust 2020-3 A3 0.37% Due 10/18/2024	80,820.80	399.64	81,220.44
08/19/2022	Paydown	3137BM6P6	1,591,288.32	FHLMC K721 A2 3.09% Due 8/25/2022	556,545.58	1,146.49	557,692.07
08/20/2022	Paydown	36265MAC9	2,105,000.00	GM Financial Auto Lease Trust 2022-1 A3 1.9% Due 3/20/2025	0.00	3,332.92	3,332.92
08/20/2022	Paydown	89238LAC4	2,565,000.00	Toyota Lease Owner Trust 2022-A A3 1.96% Due 2/20/2025	0.00	4,189.50	4,189.50
08/20/2022	Paydown	92348AAA3	556,980.52	Verizon Owner Trust 2019-C A1A 1.94% Due 4/22/2024	22,714.52	827.26	23,541.78
08/20/2022	Paydown	36262XAC8	2,145,000.00	GM Financial Auto Lease Trust 2021-3 A2 0.39% Due 10/21/2024	0.00	697.13	697.13
08/20/2022	Paydown	92290BAA9	2,260,000.00	Verizon Owner Trust 2020-B A 0.47% Due 2/20/2025	68,109.95	831.85	68,941.80
08/21/2022	Paydown	43813GAC5	770,000.00	Honda Auto Receivables Trust 2021-1 A3 0.27% Due 4/21/2025	38,411.69	173.25	38,584.94

City of Corona Consolidated

Cash Flow Report



Account #10003

As of May 31, 2022

Payment Date	Transaction Type	CUSIP	Quantity	Security Description	Principal Amount	Income	Total Amount
08/21/2022	Paydown	43815GAC3	1,025,000.00	Honda Auto Receivables Trust 2021-4 A3 0.88% Due 1/21/2026	0.00	751.67	751.67
08/25/2022	Interest	3137B5JM6	3,850,000.00	FHLMC K034 A2 3.531% Due 7/25/2023	0.00	11,328.63	11,328.63
08/25/2022	Interest	3137B7MZ9	3,750,000.00	FHLMC K036 A2 3.527% Due 10/25/2023	0.00	11,021.87	11,021.87
08/25/2022	Interest	3137BM6P6	1,591,288.32	FHLMC K721 A2 3.09% Due 8/25/2022	0.00	1,608.10	1,608.10
08/25/2022	Interest	3137BYPQ7	3,276,032.16	FHLMC K726 A2 2.905% Due 4/25/2024	0.00	7,930.73	7,930.73
08/25/2022	Interest	3135G05X7	6,285,000.00	FNMA Note 0.375% Due 8/25/2025	0.00	11,784.38	11,784.38
08/25/2022	Paydown	3137BSRE5	3,000,000.00	FHLMC K059 A2 3.12% Due 9/25/2026	0.00	7,800.00	7,800.00
08/25/2022	Paydown	05601XAC3	1,000,000.00	BMW Vehicle Lease Trust 2022-1 A3 1.1% Due 3/25/2025	0.00	916.67	916.67
08/25/2022	Paydown	05602RAD3	1,065,000.00	BMW Vehicle Owner Trust 2022-A A3 3.21% Due 8/25/2026	0.00	2,848.88	2,848.88
08/25/2022	Paydown	09690AAC7	950,000.00	BMW Vehicle Lease Trust 2021-2 A3 0.33% Due 12/26/2024	0.00	261.25	261.25
08/25/2022	Paydown	3137B4WB8	3,350,000.00	FHLMC K033 A2 3.06% Due 7/25/2023	0.00	8,542.50	8,542.50
08/25/2022	Paydown	3137BSP72	1,500,000.00	FHLMC K058 A2 2.653% Due 8/25/2026	0.00	3,316.25	3,316.25
08/31/2022	Interest	912828ZC7	7,000,000.00	US Treasury Note 1.125% Due 2/28/2025	0.00	39,375.00	39,375.00
08/31/2022	Interest	91282CCW9	1,570,000.00	US Treasury Note 0.75% Due 8/31/2026	0.00	5,887.50	5,887.50
AUG 2022					1,370,379.43	369,226.53	1,739,605.96
09/03/2022	Interest	808513BY0	1,300,000.00	Charles Schwab Corp Callable Note Cont 2/3/2027 2.45% Due 3/3/2027	0.00	15,925.00	15,925.00
09/05/2022	Interest	06051GHF9	2,550,000.00	Bank of America Corp Callable Note 1X 3/5/2023 3.55% Due 3/5/2024	0.00	45,262.50	45,262.50

City of Corona Consolidated

Cash Flow Report



Account #10003

As of May 31, 2022

Payment Date	Transaction Type	CUSIP	Quantity	Security Description	Principal Amount	Income	Total Amount
09/08/2022	Interest	3130A0XE5	1,000,000.00	FHLB Note 3.25% Due 3/8/2024	0.00	16,250.00	16,250.00
09/08/2022	Interest	3130AB3H7	4,000,000.00	FHLB Note 2.375% Due 3/8/2024	0.00	47,500.00	47,500.00
09/10/2022	Interest	89114TZT2	1,900,000.00	Toronto-Dominion Bank Note 2.8% Due 3/10/2027	0.00	26,600.00	26,600.00
09/11/2022	Interest	89114QCB2	1,270,000.00	Toronto Dominion Bank Note 3.25% Due 3/11/2024	0.00	20,637.50	20,637.50
09/13/2022	Interest	3130A2UW4	4,000,000.00	FHLB Note 2.875% Due 9/13/2024	0.00	57,500.00	57,500.00
09/14/2022	Interest	58989V2D5	1,715,000.00	Met Tower Global Funding Note 1.25% Due 9/14/2026	0.00	10,718.75	10,718.75
09/15/2022	Interest	91282CBR1	2,900,000.00	US Treasury Note 0.25% Due 3/15/2024	0.00	3,625.00	3,625.00
09/15/2022	Interest	91282CED9	7,000,000.00	US Treasury Note 1.75% Due 3/15/2025	0.00	61,250.00	61,250.00
09/15/2022	Paydown	44935FAD6	730,000.00	Hyundai Auto Receivables Trust 2021-C A3 0.74% Due 5/15/2026	0.00	450.17	450.17
09/15/2022	Paydown	43815NAC8	504,468.32	Honda Auto Receivables Trust 2019-3 A3 1.78% Due 8/15/2023	114,808.85	170.30	114,979.15
09/15/2022	Paydown	44891WAC3	1,205,000.00	Hyundai Auto Lease Trust 2022-A A3 1.16% Due 1/15/2025	0.00	1,164.83	1,164.83
09/15/2022	Paydown	448977AD0	1,350,000.00	Hyundai Auto Receivables Trust 2022-A A3 2.22% Due 10/15/2026	0.00	2,497.50	2,497.50
09/15/2022	Paydown	47787JAC2	1,010,000.00	John Deere Owner Trust 2022-A A3 2.32% Due 9/16/2026	0.00	1,952.67	1,952.67
09/15/2022	Paydown	58769EAC2	844,862.14	Mercedes-Benz Auto Lease Trust 2020-B A3 0.4% Due 11/15/2023	106,097.04	173.57	106,270.61
09/15/2022	Paydown	65479JAD5	842,733.01	Nissan Auto Receivables Owner 2019-C A3 1.93% Due 7/15/2024	31,723.59	1,203.02	32,926.61
09/15/2022	Paydown	43815BAC4	1,650,000.00	Honda Auto Receivables Trust 2022-1 A3 1.88% Due 5/15/2026	0.00	2,585.00	2,585.00
09/15/2022	Paydown	44891RAC4	1,640,000.00	Hyundai Auto Receivables Trust 2020-C A3 0.38% Due 5/15/2025	77,894.89	445.39	78,340.28

City of Corona Consolidated

Cash Flow Report



Account #10003

As of May 31, 2022

Payment Date	Transaction Type	CUSIP	Quantity	Security Description	Principal Amount	Income	Total Amount
09/15/2022	Paydown	44933LAC7	1,340,000.00	Hyundai Auto Receivables Trust 2021-A A3 0.38% Due 9/15/2025	0.00	424.33	424.33
09/15/2022	Paydown	89238JAC9	955,000.00	Toyota Auto Receivables Trust 2021-D A3 0.71% Due 4/15/2026	0.00	565.04	565.04
09/15/2022	Paydown	02582JIT8	2,765,000.00	American Express Credit Trust 2022-2 A 3.39% Due 5/17/2027	0.00	7,811.13	7,811.13
09/15/2022	Paydown	43813DAC2	631,627.08	Honda Auto Receivables 2020-2 A3 0.82% Due 7/15/2024	24,135.89	382.20	24,518.09
09/15/2022	Paydown	44891VAC5	1,900,000.00	Hyundai Auto Lease Trust 2021-B A3 0.33% Due 6/17/2024	0.00	522.50	522.50
09/15/2022	Paydown	477870AC3	155,581.31	John Deere Owner Trust 2019-B A3 2.21% Due 12/15/2023	8,086.35	242.04	8,328.39
09/15/2022	Paydown	47787NAC3	491,978.79	John Deere Owner Trust 2020-B A3 0.51% Due 11/15/2024	24,536.35	177.83	24,714.18
09/15/2022	Paydown	47789KAC7	1,132,379.21	John Deere Owner Trust 2020-A A3 1.1% Due 8/15/2024	40,794.55	926.44	41,720.99
09/15/2022	Paydown	47789QAC4	1,290,000.00	John Deere Owner Trust 2021-B A3 0.52% Due 3/16/2026	0.00	559.00	559.00
09/15/2022	Paydown	89236XAC0	1,136,219.11	Toyota Auto Receivables 2020-D A3 0.35% Due 1/15/2025	37,073.56	298.76	37,372.32
09/15/2022	Paydown	89240BAC2	2,825,000.00	Toyota Auto Receivables Owners 2021-A A3 0.26% Due 5/15/2025	128,096.26	528.87	128,625.13
09/16/2022	Paydown	380146AC4	660,000.00	GM Financial Auto Receivables 2022-1 A3 1.26% Due 11/16/2026	0.00	693.00	693.00
09/16/2022	Paydown	362554AC1	780,000.00	GM Financial Securitized Term 2021-4 A3 0.68% Due 9/16/2026	0.00	442.00	442.00
09/17/2022	Interest	931142ER0	785,000.00	Wal-Mart Stores Callable Note Cont 08/17/2026 1.05% Due 9/17/2026	0.00	4,121.25	4,121.25
09/18/2022	Interest	808513BN4	1,775,000.00	Charles Schwab Corp Callable Note Cont 2/18/2024 0.75% Due 3/18/2024	0.00	6,656.25	6,656.25
09/18/2022	Paydown	43813KAC6	1,457,694.37	Honda Auto Receivables Trust 2020-3 A3 0.37% Due 10/18/2024	80,845.72	374.72	81,220.44
09/19/2022	Paydown	3137BM6P6	1,591,288.32	FHLMC K721 A2 3.09% Due 8/25/2022	624,502.42	1,286.47	625,788.89

City of Corona Consolidated

Cash Flow Report



Account #10003

As of May 31, 2022

Payment Date	Transaction Type	CUSIP	Quantity	Security Description	Principal Amount	Income	Total Amount
09/20/2022	Paydown	36262XAC8	2,145,000.00	GM Financial Auto Lease Trust 2021-3 A2 0.39% Due 10/21/2024	0.00	697.13	697.13
09/20/2022	Paydown	36265MAC9	2,105,000.00	GM Financial Auto Lease Trust 2022-1 A3 1.9% Due 3/20/2025	0.00	3,332.92	3,332.92
09/20/2022	Paydown	89238LAC4	2,565,000.00	Toyota Lease Owner Trust 2022-A A3 1.96% Due 2/20/2025	0.00	4,189.50	4,189.50
09/20/2022	Paydown	92290BAA9	2,260,000.00	Verizon Owner Trust 2020-B A 0.47% Due 2/20/2025	68,136.63	805.17	68,941.80
09/20/2022	Paydown	92348AAA3	556,980.52	Verizon Owner Trust 2019-C A1A 1.94% Due 4/22/2024	22,765.63	790.53	23,556.16
09/21/2022	Paydown	43813GAC5	770,000.00	Honda Auto Receivables Trust 2021-1 A3 0.27% Due 4/21/2025	38,420.97	164.61	38,585.58
09/21/2022	Paydown	43815GAC3	1,025,000.00	Honda Auto Receivables Trust 2021-4 A3 0.88% Due 1/21/2026	0.00	751.67	751.67
09/23/2022	Interest	3137EAEX3	6,295,000.00	FHLMC Note 0.375% Due 9/23/2025	0.00	11,803.13	11,803.13
09/25/2022	Interest	3137B7MZ9	3,750,000.00	FHLMC K036 A2 3.527% Due 10/25/2023	0.00	11,021.87	11,021.87
09/25/2022	Interest	3137B5JM6	3,850,000.00	FHLMC K034 A2 3.531% Due 7/25/2023	0.00	11,328.63	11,328.63
09/25/2022	Interest	3137BYPQ7	3,276,032.16	FHLMC K726 A2 2.905% Due 4/25/2024	0.00	7,930.73	7,930.73
09/25/2022	Paydown	3137BSP72	1,500,000.00	FHLMC K058 A2 2.653% Due 8/25/2026	0.00	3,316.25	3,316.25
09/25/2022	Paydown	05601XAC3	1,000,000.00	BMW Vehicle Lease Trust 2022-1 A3 1.1% Due 3/25/2025	0.00	916.67	916.67
09/25/2022	Paydown	09690AAC7	950,000.00	BMW Vehicle Lease Trust 2021-2 A3 0.33% Due 12/26/2024	0.00	261.25	261.25
09/25/2022	Paydown	3137BSRE5	3,000,000.00	FHLMC K059 A2 3.12% Due 9/25/2026	0.00	7,800.00	7,800.00
09/25/2022	Paydown	05602RAD3	1,065,000.00	BMW Vehicle Owner Trust 2022-A A3 3.21% Due 8/25/2026	0.00	2,848.88	2,848.88
09/25/2022	Paydown	3137B4WB8	3,350,000.00	FHLMC K033 A2 3.06% Due 7/25/2023	0.00	8,542.50	8,542.50

City of Corona Consolidated

Cash Flow Report



Account #10003

As of May 31, 2022

Payment Date	Transaction Type	CUSIP	Quantity	Security Description	Principal Amount	Income	Total Amount
09/30/2022	Interest	91282CCZ2	3,130,000.00	US Treasury Note 0.875% Due 9/30/2026	0.00	13,693.75	13,693.75
09/30/2022	Interest	91282CAM3	3,200,000.00	US Treasury Note 0.25% Due 9/30/2025	0.00	4,000.00	4,000.00
SEP 2022					1,427,918.70	436,118.22	1,864,036.92
10/01/2022	Interest	13063DRK6	3,385,000.00	California State Taxable GO 2.4% Due 10/1/2024	0.00	40,620.00	40,620.00
10/07/2022	Interest	69371RR73	2,970,000.00	Paccar Financial Corp Note 2.85% Due 4/7/2025	0.00	42,322.50	42,322.50
10/10/2022	Interest	02665WCQ2	2,260,000.00	American Honda Finance Note 3.625% Due 10/10/2023	0.00	40,962.50	40,962.50
10/14/2022	Interest	78016EZ59	1,270,000.00	Royal Bank of Canada Note 3.375% Due 4/14/2025	0.00	21,431.25	21,431.25
10/15/2022	Interest	3135G0W66	3,500,000.00	FNMA Note 1.625% Due 10/15/2024	0.00	28,437.50	28,437.50
10/15/2022	Paydown	43813DAC2	631,627.08	Honda Auto Receivables 2020-2 A3 0.82% Due 7/15/2024	24,152.38	365.71	24,518.09
10/15/2022	Paydown	43815BAC4	1,650,000.00	Honda Auto Receivables Trust 2022-1 A3 1.88% Due 5/15/2026	0.00	2,585.00	2,585.00
10/15/2022	Paydown	44891RAC4	1,640,000.00	Hyundai Auto Receivables Trust 2020-C A3 0.38% Due 5/15/2025	77,923.46	420.72	78,344.18
10/15/2022	Paydown	44891VAC5	1,900,000.00	Hyundai Auto Lease Trust 2021-B A3 0.33% Due 6/17/2024	0.00	522.50	522.50
10/15/2022	Paydown	47789KAC7	1,132,379.21	John Deere Owner Trust 2020-A A3 1.1% Due 8/15/2024	40,906.73	889.05	41,795.78
10/15/2022	Paydown	89236XAC0	1,136,219.11	Toyota Auto Receivables 2020-D A3 0.35% Due 1/15/2025	36,959.85	287.95	37,247.80
10/15/2022	Paydown	02582JIT8	2,765,000.00	American Express Credit Trust 2022-2 A 3.39% Due 5/17/2027	0.00	7,811.13	7,811.13
10/15/2022	Paydown	44891WAC3	1,205,000.00	Hyundai Auto Lease Trust 2022-A A3 1.16% Due 1/15/2025	0.00	1,164.83	1,164.83
10/15/2022	Paydown	448977AD0	1,350,000.00	Hyundai Auto Receivables Trust 2022-A A3 2.22% Due 10/15/2026	0.00	2,497.50	2,497.50

City of Corona Consolidated

Cash Flow Report



Account #10003

As of May 31, 2022

Payment Date	Transaction Type	CUSIP	Quantity	Security Description	Principal Amount	Income	Total Amount
10/15/2022	Paydown	44933LAC7	1,340,000.00	Hyundai Auto Receivables Trust 2021-A A3 0.38% Due 9/15/2025	0.00	424.33	424.33
10/15/2022	Paydown	47787NAC3	491,978.79	John Deere Owner Trust 2020-B A3 0.51% Due 11/15/2024	24,545.96	167.40	24,713.36
10/15/2022	Paydown	47789QAC4	1,290,000.00	John Deere Owner Trust 2021-B A3 0.52% Due 3/16/2026	0.00	559.00	559.00
10/15/2022	Paydown	65479JAD5	842,733.01	Nissan Auto Receivables Owner 2019-C A3 1.93% Due 7/15/2024	31,794.97	1,151.99	32,946.96
10/15/2022	Paydown	89240BAC2	2,825,000.00	Toyota Auto Receivables Owners 2021-A A3 0.26% Due 5/15/2025	128,137.89	501.12	128,639.01
10/15/2022	Paydown	47787JAC2	1,010,000.00	John Deere Owner Trust 2022-A A3 2.32% Due 9/16/2026	0.00	1,952.67	1,952.67
10/15/2022	Paydown	58769EAC2	844,862.14	Mercedes-Benz Auto Lease Trust 2020-B A3 0.4% Due 11/15/2023	105,120.96	138.21	105,259.17
10/15/2022	Paydown	89238JAC9	955,000.00	Toyota Auto Receivables Trust 2021-D A3 0.71% Due 4/15/2026	0.00	565.04	565.04
10/15/2022	Paydown	44935FAD6	730,000.00	Hyundai Auto Receivables Trust 2021-C A3 0.74% Due 5/15/2026	0.00	450.17	450.17
10/15/2022	Paydown	477870AC3	155,581.31	John Deere Owner Trust 2019-B A3 2.21% Due 12/15/2023	8,103.20	227.14	8,330.34
10/16/2022	Paydown	362554AC1	780,000.00	GM Financial Securitized Term 2021-4 A3 0.68% Due 9/16/2026	0.00	442.00	442.00
10/16/2022	Paydown	380146AC4	660,000.00	GM Financial Auto Receivables 2022-1 A3 1.26% Due 11/16/2026	0.00	693.00	693.00
10/18/2022	Paydown	43813KAC6	1,457,694.37	Honda Auto Receivables Trust 2020-3 A3 0.37% Due 10/18/2024	80,870.65	349.79	81,220.44
10/20/2022	Interest	4581X0DV7	6,390,000.00	Inter-American Dev Bank Note 0.875% Due 4/20/2026	0.00	27,956.25	27,956.25
10/20/2022	Paydown	36265MAC9	2,105,000.00	GM Financial Auto Lease Trust 2022-1 A3 1.9% Due 3/20/2025	0.00	3,332.92	3,332.92
10/20/2022	Paydown	89238LAC4	2,565,000.00	Toyota Lease Owner Trust 2022-A A3 1.96% Due 2/20/2025	0.00	4,189.50	4,189.50
10/20/2022	Paydown	92348AAA3	556,980.52	Verizon Owner Trust 2019-C A1A 1.94% Due 4/22/2024	22,816.85	753.73	23,570.58

City of Corona Consolidated

Cash Flow Report



Account #10003

As of May 31, 2022

Payment Date	Transaction Type	CUSIP	Quantity	Security Description	Principal Amount	Income	Total Amount
10/20/2022	Paydown	36262XAC8	2,145,000.00	GM Financial Auto Lease Trust 2021-3 A2 0.39% Due 10/21/2024	0.00	697.13	697.13
10/20/2022	Paydown	92290BAA9	2,260,000.00	Verizon Owner Trust 2020-B A 0.47% Due 2/20/2025	68,163.32	778.48	68,941.80
10/21/2022	Paydown	43815GAC3	1,025,000.00	Honda Auto Receivables Trust 2021-4 A3 0.88% Due 1/21/2026	0.00	751.67	751.67
10/21/2022	Paydown	43813GAC5	770,000.00	Honda Auto Receivables Trust 2021-1 A3 0.27% Due 4/21/2025	38,430.26	155.96	38,586.22
10/22/2022	Interest	3135G03U5	5,270,000.00	FNMA Note 0.625% Due 4/22/2025	0.00	16,468.75	16,468.75
10/22/2022	Interest	46647PBK1	1,000,000.00	JP Morgan Chase & Co Callable Note Cont 4/22/2025 2.083% Due 4/22/2026	0.00	10,415.00	10,415.00
10/25/2022	Interest	3137BYPQ7	3,276,032.16	FHLMC K726 A2 2.905% Due 4/25/2024	0.00	7,930.73	7,930.73
10/25/2022	Interest	3137B5JM6	3,850,000.00	FHLMC K034 A2 3.531% Due 7/25/2023	0.00	11,328.63	11,328.63
10/25/2022	Interest	3137B7MZ9	3,750,000.00	FHLMC K036 A2 3.527% Due 10/25/2023	0.00	11,021.87	11,021.87
10/25/2022	Paydown	3137BSRE5	3,000,000.00	FHLMC K059 A2 3.12% Due 9/25/2026	0.00	7,800.00	7,800.00
10/25/2022	Paydown	05601XAC3	1,000,000.00	BMW Vehicle Lease Trust 2022-1 A3 1.1% Due 3/25/2025	0.00	916.67	916.67
10/25/2022	Paydown	09690AAC7	950,000.00	BMW Vehicle Lease Trust 2021-2 A3 0.33% Due 12/26/2024	0.00	261.25	261.25
10/25/2022	Paydown	05602RAD3	1,065,000.00	BMW Vehicle Owner Trust 2022-A A3 3.21% Due 8/25/2026	0.00	2,848.88	2,848.88
10/25/2022	Paydown	3137B4WB8	3,350,000.00	FHLMC K033 A2 3.06% Due 7/25/2023	0.00	8,542.50	8,542.50
10/25/2022	Paydown	3137BSP72	1,500,000.00	FHLMC K058 A2 2.653% Due 8/25/2026	0.00	3,316.25	3,316.25
10/28/2022	Interest	6174468Q5	1,600,000.00	Morgan Stanley Callable Note Cont 4/28/2025 2.188% Due 4/28/2026	0.00	17,504.00	17,504.00
10/28/2022	Interest	459058JL8	6,300,000.00	Intl. Bank Recon & Development Note 0.5% Due 10/28/2025	0.00	15,750.00	15,750.00

City of Corona Consolidated

Cash Flow Report



Account #10003

As of May 31, 2022

Payment Date	Transaction Type	CUSIP	Quantity	Security Description	Principal Amount	Income	Total Amount
10/31/2022	Interest	912828T91	1,050,000.00	US Treasury Note 1.625% Due 10/31/2023	0.00	8,531.25	8,531.25
10/31/2022	Interest	912828X70	4,800,000.00	US Treasury Note 2% Due 4/30/2024	0.00	48,000.00	48,000.00
10/31/2022	Interest	91282CAT8	6,000,000.00	US Treasury Note 0.25% Due 10/31/2025	0.00	7,500.00	7,500.00
10/31/2022	Interest	91282CDG3	3,120,000.00	US Treasury Note 1.125% Due 10/31/2026	0.00	17,550.00	17,550.00
10/31/2022	Interest	9128283D0	4,000,000.00	US Treasury Note 2.25% Due 10/31/2024	0.00	45,000.00	45,000.00
OCT 2022					687,926.48	477,241.42	1,165,167.90
11/01/2022	Interest	06367WB85	2,761,000.00	Bank of Montreal Note 1.85% Due 5/1/2025	0.00	25,539.25	25,539.25
11/01/2022	Interest	78015K7C2	3,600,000.00	Royal Bank of Canada Note 2.25% Due 11/1/2024	0.00	40,500.00	40,500.00
11/07/2022	Interest	3135G06G3	6,300,000.00	FNMA Note 0.5% Due 11/7/2025	0.00	15,750.00	15,750.00
11/08/2022	Interest	14913Q3B3	2,593,000.00	Caterpillar Finl Service Note 2.15% Due 11/8/2024	0.00	27,874.75	27,874.75
11/10/2022	Interest	665859AW4	1,345,000.00	Northern Trust Company Callable Note Cont 4/10/2027 4% Due 5/10/2027	0.00	26,900.00	26,900.00
11/12/2022	Interest	023135BX3	4,865,000.00	Amazon.com Inc Callable Note Cont 4/12/2026 1% Due 5/12/2026	0.00	24,325.00	24,325.00
11/13/2022	Interest	14913R2V8	1,460,000.00	Caterpillar Financial Service Note 3.4% Due 5/13/2025	0.00	24,820.00	24,820.00
11/15/2022	Interest	91324PEC2	805,000.00	United Health Group Inc Callable Note Cont 4/15/2026 1.15% Due 5/15/2026	0.00	4,628.75	4,628.75
11/15/2022	Interest	91324PEG3	1,365,000.00	United Health Group Inc Callable Note Cont 4/15/2027 3.7% Due 5/15/2027	0.00	24,551.05	24,551.05
11/15/2022	Paydown	477870AC3	155,581.31	John Deere Owner Trust 2019-B A3 2.21% Due 12/15/2023	8,120.08	212.22	8,332.30

City of Corona Consolidated

Cash Flow Report



Account #10003

As of May 31, 2022

Payment Date	Transaction Type	CUSIP	Quantity	Security Description	Principal Amount	Income	Total Amount
11/15/2022	Paydown	58769EAC2	844,862.14	Mercedes-Benz Auto Lease Trust 2020-B A3 0.4% Due 11/15/2023	104,144.39	103.17	104,247.56
11/15/2022	Paydown	44935FAD6	730,000.00	Hyundai Auto Receivables Trust 2021-C A3 0.74% Due 5/15/2026	0.00	450.17	450.17
11/15/2022	Paydown	89238JAC9	955,000.00	Toyota Auto Receivables Trust 2021-D A3 0.71% Due 4/15/2026	0.00	565.04	565.04
11/15/2022	Paydown	02582JIT8	2,765,000.00	American Express Credit Trust 2022-2 A 3.39% Due 5/17/2027	0.00	7,811.13	7,811.13
11/15/2022	Paydown	43813DAC2	631,627.08	Honda Auto Receivables 2020-2 A3 0.82% Due 7/15/2024	24,168.89	349.20	24,518.09
11/15/2022	Paydown	44891VAC5	1,900,000.00	Hyundai Auto Lease Trust 2021-B A3 0.33% Due 6/17/2024	0.00	522.50	522.50
11/15/2022	Paydown	44891WAC3	1,205,000.00	Hyundai Auto Lease Trust 2022-A A3 1.16% Due 1/15/2025	0.00	1,164.83	1,164.83
11/15/2022	Paydown	448977AD0	1,350,000.00	Hyundai Auto Receivables Trust 2022-A A3 2.22% Due 10/15/2026	0.00	2,497.50	2,497.50
11/15/2022	Paydown	47787JAC2	1,010,000.00	John Deere Owner Trust 2022-A A3 2.32% Due 9/16/2026	0.00	1,952.67	1,952.67
11/15/2022	Paydown	47787NAC3	491,978.79	John Deere Owner Trust 2020-B A3 0.51% Due 11/15/2024	24,555.57	156.97	24,712.54
11/15/2022	Paydown	47789KAC7	1,132,379.21	John Deere Owner Trust 2020-A A3 1.1% Due 8/15/2024	41,019.22	851.55	41,870.77
11/15/2022	Paydown	47789QAC4	1,290,000.00	John Deere Owner Trust 2021-B A3 0.52% Due 3/16/2026	0.00	559.00	559.00
11/15/2022	Paydown	65479JAD5	842,733.01	Nissan Auto Receivables Owner 2019-C A3 1.93% Due 7/15/2024	31,866.50	1,100.86	32,967.36
11/15/2022	Paydown	89240BAC2	2,825,000.00	Toyota Auto Receivables Owners 2021-A A3 0.26% Due 5/15/2025	128,179.53	473.36	128,652.89
11/15/2022	Paydown	43815BAC4	1,650,000.00	Honda Auto Receivables Trust 2022-1 A3 1.88% Due 5/15/2026	0.00	2,585.00	2,585.00
11/15/2022	Paydown	44891RAC4	1,640,000.00	Hyundai Auto Receivables Trust 2020-C A3 0.38% Due 5/15/2025	77,952.03	396.04	78,348.07
11/15/2022	Paydown	44933LAC7	1,340,000.00	Hyundai Auto Receivables Trust 2021-A A3 0.38% Due 9/15/2025	70,320.25	424.33	70,744.58

City of Corona Consolidated

Cash Flow Report



Account #10003

As of May 31, 2022

Payment Date	Transaction Type	CUSIP	Quantity	Security Description	Principal Amount	Income	Total Amount
11/15/2022	Paydown	89236XAC0	1,136,219.11	Toyota Auto Receivables 2020-D A3 0.35% Due 1/15/2025	36,844.94	277.17	37,122.11
11/16/2022	Paydown	362554AC1	780,000.00	GM Financial Securitized Term 2021-4 A3 0.68% Due 9/16/2026	0.00	442.00	442.00
11/16/2022	Paydown	380146AC4	660,000.00	GM Financial Auto Receivables 2022-1 A3 1.26% Due 11/16/2026	0.00	693.00	693.00
11/18/2022	Paydown	43813KAC6	1,457,694.37	Honda Auto Receivables Trust 2020-3 A3 0.37% Due 10/18/2024	80,895.58	324.86	81,220.44
11/20/2022	Paydown	89238LAC4	2,565,000.00	Toyota Lease Owner Trust 2022-A A3 1.96% Due 2/20/2025	0.00	4,189.50	4,189.50
11/20/2022	Paydown	92348AAA3	556,980.52	Verizon Owner Trust 2019-C A1A 1.94% Due 4/22/2024	22,868.19	716.84	23,585.03
11/20/2022	Paydown	36262XAC8	2,145,000.00	GM Financial Auto Lease Trust 2021-3 A2 0.39% Due 10/21/2024	0.00	697.13	697.13
11/20/2022	Paydown	36265MAC9	2,105,000.00	GM Financial Auto Lease Trust 2022-1 A3 1.9% Due 3/20/2025	0.00	3,332.92	3,332.92
11/20/2022	Paydown	92290BAA9	2,260,000.00	Verizon Owner Trust 2020-B A 0.47% Due 2/20/2025	68,190.02	751.78	68,941.80
11/21/2022	Paydown	43813GAC5	770,000.00	Honda Auto Receivables Trust 2021-1 A3 0.27% Due 4/21/2025	38,439.54	147.32	38,586.86
11/21/2022	Paydown	43815GAC3	1,025,000.00	Honda Auto Receivables Trust 2021-4 A3 0.88% Due 1/21/2026	0.00	751.67	751.67
11/25/2022	Interest	3137B7MZ9	3,750,000.00	FHLMC K036 A2 3.527% Due 10/25/2023	0.00	11,021.87	11,021.87
11/25/2022	Interest	3137B5JM6	3,850,000.00	FHLMC K034 A2 3.531% Due 7/25/2023	0.00	11,328.63	11,328.63
11/25/2022	Interest	3137BYPQ7	3,276,032.16	FHLMC K726 A2 2.905% Due 4/25/2024	0.00	7,930.73	7,930.73
11/25/2022	Paydown	05601XAC3	1,000,000.00	BMW Vehicle Lease Trust 2022-1 A3 1.1% Due 3/25/2025	0.00	916.67	916.67
11/25/2022	Paydown	09690AAC7	950,000.00	BMW Vehicle Lease Trust 2021-2 A3 0.33% Due 12/26/2024	0.00	261.25	261.25
11/25/2022	Paydown	3137BSP72	1,500,000.00	FHLMC K058 A2 2.653% Due 8/25/2026	0.00	3,316.25	3,316.25

City of Corona Consolidated

Cash Flow Report



Account #10003

As of May 31, 2022

Payment Date	Transaction Type	CUSIP	Quantity	Security Description	Principal Amount	Income	Total Amount
11/25/2022	Paydown	05602RAD3	1,065,000.00	BMW Vehicle Owner Trust 2022-A A3 3.21% Due 8/25/2026	0.00	2,848.88	2,848.88
11/25/2022	Paydown	3137B4WB8	3,350,000.00	FHLMC K033 A2 3.06% Due 7/25/2023	0.00	8,542.50	8,542.50
11/25/2022	Paydown	3137BSRE5	3,000,000.00	FHLMC K059 A2 3.12% Due 9/25/2026	0.00	7,800.00	7,800.00
11/30/2022	Interest	91282CAZ4	3,800,000.00	US Treasury Note 0.375% Due 11/30/2025	0.00	7,125.00	7,125.00
NOV 2022					757,564.73	310,480.31	1,068,045.04
12/01/2022	Interest	46647PCH7	3,295,000.00	JP Morgan Chase & Co Callable Note Cont 6/1/2024 0.824% Due 6/1/2025	0.00	13,575.40	13,575.40
12/06/2022	Interest	74153WCQ0	1,975,000.00	Pricoa Global Funding Note 1.15% Due 12/6/2024	0.00	11,356.25	11,356.25
12/08/2022	Interest	3130A0F70	3,500,000.00	FHLB Note 3.375% Due 12/8/2023	0.00	59,062.50	59,062.50
12/10/2022	Interest	40139LBC6	3,000,000.00	Guardian Life Glob Fun Note 0.875% Due 12/10/2025	0.00	13,125.00	13,125.00
12/14/2022	Interest	3130A1XJ2	5,500,000.00	FHLB Note 2.875% Due 6/14/2024	0.00	79,062.51	79,062.51
12/15/2022	Interest	63743HFE7	940,000.00	National Rural Utilities Note 3.45% Due 6/15/2025	0.00	19,908.42	19,908.42
12/15/2022	Paydown	89238JAC9	955,000.00	Toyota Auto Receivables Trust 2021-D A3 0.71% Due 4/15/2026	0.00	565.04	565.04
12/15/2022	Paydown	89240BAC2	2,825,000.00	Toyota Auto Receivables Owners 2021-A A3 0.26% Due 5/15/2025	128,221.18	445.59	128,666.77
12/15/2022	Paydown	02582JIT8	2,765,000.00	American Express Credit Trust 2022-2 A 3.39% Due 5/17/2027	0.00	7,811.13	7,811.13
12/15/2022	Paydown	44935FAD6	730,000.00	Hyundai Auto Receivables Trust 2021-C A3 0.74% Due 5/15/2026	0.00	450.17	450.17
12/15/2022	Paydown	477870AC3	155,581.31	John Deere Owner Trust 2019-B A3 2.21% Due 12/15/2023	8,136.99	197.27	8,334.26
12/15/2022	Paydown	47787NAC3	491,978.79	John Deere Owner Trust 2020-B A3 0.51% Due 11/15/2024	24,565.18	146.54	24,711.72

City of Corona Consolidated

Cash Flow Report



Account #10003

As of May 31, 2022

Payment Date	Transaction Type	CUSIP	Quantity	Security Description	Principal Amount	Income	Total Amount
12/15/2022	Paydown	47789QAC4	1,290,000.00	John Deere Owner Trust 2021-B A3 0.52% Due 3/16/2026	0.00	559.00	559.00
12/15/2022	Paydown	43815BAC4	1,650,000.00	Honda Auto Receivables Trust 2022-1 A3 1.88% Due 5/15/2026	0.00	2,585.00	2,585.00
12/15/2022	Paydown	44891RAC4	1,640,000.00	Hyundai Auto Receivables Trust 2020-C A3 0.38% Due 5/15/2025	77,980.61	371.36	78,351.97
12/15/2022	Paydown	58769EAC2	844,862.14	Mercedes-Benz Auto Lease Trust 2020-B A3 0.4% Due 11/15/2023	103,167.33	68.45	103,235.78
12/15/2022	Paydown	44891WAC3	1,205,000.00	Hyundai Auto Lease Trust 2022-A A3 1.16% Due 1/15/2025	0.00	1,164.83	1,164.83
12/15/2022	Paydown	448977AD0	1,350,000.00	Hyundai Auto Receivables Trust 2022-A A3 2.22% Due 10/15/2026	0.00	2,497.50	2,497.50
12/15/2022	Paydown	44933LAC7	1,340,000.00	Hyundai Auto Receivables Trust 2021-A A3 0.38% Due 9/15/2025	70,343.10	402.07	70,745.17
12/15/2022	Paydown	65479JAD5	842,733.01	Nissan Auto Receivables Owner 2019-C A3 1.93% Due 7/15/2024	31,938.21	1,049.60	32,987.81
12/15/2022	Paydown	43813DAC2	631,627.08	Honda Auto Receivables 2020-2 A3 0.82% Due 7/15/2024	24,185.40	332.69	24,518.09
12/15/2022	Paydown	44891VAC5	1,900,000.00	Hyundai Auto Lease Trust 2021-B A3 0.33% Due 6/17/2024	0.00	522.50	522.50
12/15/2022	Paydown	47787JAC2	1,010,000.00	John Deere Owner Trust 2022-A A3 2.32% Due 9/16/2026	0.00	1,952.67	1,952.67
12/15/2022	Paydown	47789KAC7	1,132,379.21	John Deere Owner Trust 2020-A A3 1.1% Due 8/15/2024	41,132.03	813.95	41,945.98
12/15/2022	Paydown	89236XAC0	1,136,219.11	Toyota Auto Receivables 2020-D A3 0.35% Due 1/15/2025	36,728.81	266.42	36,995.23
12/16/2022	Paydown	362554AC1	780,000.00	GM Financial Securitized Term 2021-4 A3 0.68% Due 9/16/2026	0.00	442.00	442.00
12/16/2022	Paydown	380146AC4	660,000.00	GM Financial Auto Receivables 2022-1 A3 1.26% Due 11/16/2026	0.00	693.00	693.00
12/17/2022	Interest	3135G04Z3	6,200,000.00	FNMA Note 0.5% Due 6/17/2025	0.00	15,500.00	15,500.00
12/18/2022	Interest	89236TJK2	3,325,000.00	Toyota Motor Credit Corp Note 1.125% Due 6/18/2026	0.00	18,703.13	18,703.13

City of Corona Consolidated

Cash Flow Report



Account #10003

As of May 31, 2022

Payment Date	Transaction Type	CUSIP	Quantity	Security Description	Principal Amount	Income	Total Amount
12/18/2022	Paydown	43813KAC6	1,457,694.37	Honda Auto Receivables Trust 2020-3 A3 0.37% Due 10/18/2024	80,920.53	299.91	81,220.44
12/19/2022	Interest	06051GJD2	3,000,000.00	Bank of America Corp Callable Note Cont 6/19/2025 1.319% Due 6/19/2026	0.00	19,785.00	19,785.00
12/19/2022	Interest	3137EAEN5	1,800,000.00	FHLMC Note 2.75% Due 6/19/2023	0.00	24,750.00	24,750.00
12/20/2022	Interest	3130AQF40	4,300,000.00	FHLB Note 1% Due 12/20/2024	0.00	21,500.00	21,500.00
12/20/2022	Paydown	36265MAC9	2,105,000.00	GM Financial Auto Lease Trust 2022-1 A3 1.9% Due 3/20/2025	0.00	3,332.92	3,332.92
12/20/2022	Paydown	89238LAC4	2,565,000.00	Toyota Lease Owner Trust 2022-A A3 1.96% Due 2/20/2025	0.00	4,189.50	4,189.50
12/20/2022	Paydown	92348AAA3	556,980.52	Verizon Owner Trust 2019-C A1A 1.94% Due 4/22/2024	22,919.64	679.87	23,599.51
12/20/2022	Paydown	36262XAC8	2,145,000.00	GM Financial Auto Lease Trust 2021-3 A2 0.39% Due 10/21/2024	0.00	697.13	697.13
12/20/2022	Paydown	92290BAA9	2,260,000.00	Verizon Owner Trust 2020-B A 0.47% Due 2/20/2025	68,216.72	725.08	68,941.80
12/21/2022	Paydown	43813GAC5	770,000.00	Honda Auto Receivables Trust 2021-1 A3 0.27% Due 4/21/2025	38,448.83	138.67	38,587.50
12/21/2022	Paydown	43815GAC3	1,025,000.00	Honda Auto Receivables Trust 2021-4 A3 0.88% Due 1/21/2026	0.00	751.67	751.67
12/23/2022	Interest	46647PCK0	1,565,000.00	JP Morgan Chase & Co Callable Note Cont 6/23/2024 0.969% Due 6/23/2025	0.00	7,582.43	7,582.43
12/25/2022	Interest	3137B5JM6	3,850,000.00	FHLMC K034 A2 3.531% Due 7/25/2023	0.00	11,328.63	11,328.63
12/25/2022	Interest	3137B7MZ9	3,750,000.00	FHLMC K036 A2 3.527% Due 10/25/2023	0.00	11,021.87	11,021.87
12/25/2022	Interest	3137BYQP7	3,276,032.16	FHLMC K726 A2 2.905% Due 4/25/2024	0.00	7,930.73	7,930.73
12/25/2022	Paydown	05601XAC3	1,000,000.00	BMW Vehicle Lease Trust 2022-1 A3 1.1% Due 3/25/2025	0.00	916.67	916.67
12/25/2022	Paydown	05602RAD3	1,065,000.00	BMW Vehicle Owner Trust 2022-A A3 3.21% Due 8/25/2026	0.00	2,848.88	2,848.88

City of Corona Consolidated

Cash Flow Report



Account #10003

As of May 31, 2022

Payment Date	Transaction Type	CUSIP	Quantity	Security Description	Principal Amount	Income	Total Amount
12/25/2022	Paydown	09690AAC7	950,000.00	BMW Vehicle Lease Trust 2021-2 A3 0.33% Due 12/26/2024	0.00	261.25	261.25
12/25/2022	Paydown	3137B4WB8	3,350,000.00	FHLMC K033 A2 3.06% Due 7/25/2023	0.00	8,542.50	8,542.50
12/25/2022	Paydown	3137BSP72	1,500,000.00	FHLMC K058 A2 2.653% Due 8/25/2026	0.00	3,316.25	3,316.25
12/25/2022	Paydown	3137BSRE5	3,000,000.00	FHLMC K059 A2 3.12% Due 9/25/2026	0.00	7,800.00	7,800.00
12/31/2022	Interest	912828XX3	4,900,000.00	US Treasury Note 2% Due 6/30/2024	0.00	49,000.00	49,000.00
12/31/2022	Interest	912828V23	4,500,000.00	US Treasury Note 2.25% Due 12/31/2023	0.00	50,625.00	50,625.00
DEC 2022					756,904.56	491,653.95	1,248,558.51
01/01/2023	Paydown	3137B7MZ9	3,750,000.00	FHLMC K036 A2 3.527% Due 10/25/2023	2,077.33	1.22	2,078.55
01/07/2023	Interest	3135G0X24	4,220,000.00	FNMA Note 1.625% Due 1/7/2025	0.00	34,287.50	34,287.50
01/09/2023	Interest	06367TQW3	1,500,000.00	Bank of Montreal Note 0.625% Due 7/9/2024	0.00	4,687.50	4,687.50
01/11/2023	Interest	59217GER6	2,485,000.00	Metlife Note 1.875% Due 1/11/2027	0.00	23,296.88	23,296.88
01/13/2023	Interest	89236TJT3	2,700,000.00	Toyota Motor Credit Corp Note 1.45% Due 1/13/2025	0.00	19,575.00	19,575.00
01/14/2023	Interest	66815L2A6	1,870,000.00	Northwestern Mutual Gbl Note 0.8% Due 1/14/2026	0.00	7,480.00	7,480.00
01/14/2023	Interest	02665WCJ8	930,000.00	American Honda Finance Note 3.45% Due 7/14/2023	0.00	16,042.50	16,042.50
01/14/2023	Interest	64952WEK5	3,745,000.00	New York Life Global Note 1.45% Due 1/14/2025	0.00	27,151.25	27,151.25
01/15/2023	Interest	79466LAG9	3,100,000.00	Salesforce.com Inc Callable Note Cont 7/15/2022 0.625% Due 7/15/2024	0.00	9,687.51	9,687.51
01/15/2023	Paydown	89236XAC0	1,136,219.11	Toyota Auto Receivables 2020-D A3 0.35% Due 1/15/2025	36,611.45	255.71	36,867.16

City of Corona Consolidated

Cash Flow Report



Account #10003

As of May 31, 2022

Payment Date	Transaction Type	CUSIP	Quantity	Security Description	Principal Amount	Income	Total Amount
01/15/2023	Paydown	02582JIT8	2,765,000.00	American Express Credit Trust 2022-2 A 3.39% Due 5/17/2027	0.00	7,811.13	7,811.13
01/15/2023	Paydown	44891WAC3	1,205,000.00	Hyundai Auto Lease Trust 2022-A A3 1.16% Due 1/15/2025	0.00	1,164.83	1,164.83
01/15/2023	Paydown	448977AD0	1,350,000.00	Hyundai Auto Receivables Trust 2022-A A3 2.22% Due 10/15/2026	0.00	2,497.50	2,497.50
01/15/2023	Paydown	44933LAC7	1,340,000.00	Hyundai Auto Receivables Trust 2021-A A3 0.38% Due 9/15/2025	70,365.97	379.79	70,745.76
01/15/2023	Paydown	44935FAD6	730,000.00	Hyundai Auto Receivables Trust 2021-C A3 0.74% Due 5/15/2026	0.00	450.17	450.17
01/15/2023	Paydown	47787NAC3	491,978.79	John Deere Owner Trust 2020-B A3 0.51% Due 11/15/2024	24,574.80	136.10	24,710.90
01/15/2023	Paydown	47789QAC4	1,290,000.00	John Deere Owner Trust 2021-B A3 0.52% Due 3/16/2026	0.00	559.00	559.00
01/15/2023	Paydown	65479JAD5	842,733.01	Nissan Auto Receivables Owner 2019-C A3 1.93% Due 7/15/2024	32,010.07	998.24	33,008.31
01/15/2023	Paydown	89240BAC2	2,825,000.00	Toyota Auto Receivables Owners 2021-A A3 0.26% Due 5/15/2025	128,262.86	417.80	128,680.66
01/15/2023	Paydown	43813DAC2	631,627.08	Honda Auto Receivables 2020-2 A3 0.82% Due 7/15/2024	24,201.93	316.16	24,518.09
01/15/2023	Paydown	44891RAC4	1,640,000.00	Hyundai Auto Receivables Trust 2020-C A3 0.38% Due 5/15/2025	78,009.20	346.67	78,355.87
01/15/2023	Paydown	47789KAC7	1,132,379.21	John Deere Owner Trust 2020-A A3 1.1% Due 8/15/2024	41,245.14	776.24	42,021.38
01/15/2023	Paydown	44891VAC5	1,900,000.00	Hyundai Auto Lease Trust 2021-B A3 0.33% Due 6/17/2024	0.00	522.50	522.50
01/15/2023	Paydown	47787JAC2	1,010,000.00	John Deere Owner Trust 2022-A A3 2.32% Due 9/16/2026	0.00	1,952.67	1,952.67
01/15/2023	Paydown	43815BAC4	1,650,000.00	Honda Auto Receivables Trust 2022-1 A3 1.88% Due 5/15/2026	0.00	2,585.00	2,585.00
01/15/2023	Paydown	477870AC3	155,581.31	John Deere Owner Trust 2019-B A3 2.21% Due 12/15/2023	8,153.95	182.28	8,336.23
01/15/2023	Paydown	58769EAC2	844,862.14	Mercedes-Benz Auto Lease Trust 2020-B A3 0.4% Due 11/15/2023	102,189.77	34.06	102,223.83

City of Corona Consolidated

Cash Flow Report



Account #10003

As of May 31, 2022

Payment Date	Transaction Type	CUSIP	Quantity	Security Description	Principal Amount	Income	Total Amount
01/15/2023	Paydown	89238JAC9	955,000.00	Toyota Auto Receivables Trust 2021-D A3 0.71% Due 4/15/2026	0.00	565.04	565.04
01/16/2023	Interest	57629WDE7	2,272,000.00	Mass Mutual Global funding Note 1.2% Due 7/16/2026	0.00	13,632.00	13,632.00
01/16/2023	Paydown	362554AC1	780,000.00	GM Financial Securitized Term 2021-4 A3 0.68% Due 9/16/2026	0.00	442.00	442.00
01/16/2023	Paydown	380146AC4	660,000.00	GM Financial Auto Receivables 2022-1 A3 1.26% Due 11/16/2026	0.00	693.00	693.00
01/17/2023	Interest	24422EVN6	2,140,000.00	John Deere Capital Corp Note 0.45% Due 1/17/2024	0.00	4,815.00	4,815.00
01/18/2023	Paydown	43813KAC6	1,457,694.37	Honda Auto Receivables Trust 2020-3 A3 0.37% Due 10/18/2024	80,945.48	274.96	81,220.44
01/20/2023	Paydown	36262XAC8	2,145,000.00	GM Financial Auto Lease Trust 2021-3 A2 0.39% Due 10/21/2024	0.00	697.13	697.13
01/20/2023	Paydown	36265MAC9	2,105,000.00	GM Financial Auto Lease Trust 2022-1 A3 1.9% Due 3/20/2025	0.00	3,332.92	3,332.92
01/20/2023	Paydown	92290BAA9	2,260,000.00	Verizon Owner Trust 2020-B A 0.47% Due 2/20/2025	68,243.44	698.36	68,941.80
01/20/2023	Paydown	89238LAC4	2,565,000.00	Toyota Lease Owner Trust 2022-A A3 1.96% Due 2/20/2025	0.00	4,189.50	4,189.50
01/20/2023	Paydown	92348AAA3	556,980.52	Verizon Owner Trust 2019-C A1A 1.94% Due 4/22/2024	22,971.21	642.82	23,614.03
01/21/2023	Interest	90331HPL1	4,145,000.00	US Bank NA Callable Note Cont 12/21/2024 2.05% Due 1/21/2025	0.00	42,486.25	42,486.25
01/21/2023	Interest	3137EAEU9	6,300,000.00	FHLMC Note 0.375% Due 7/21/2025	0.00	11,812.50	11,812.50
01/21/2023	Paydown	43815GAC3	1,025,000.00	Honda Auto Receivables Trust 2021-4 A3 0.88% Due 1/21/2026	0.00	751.67	751.67
01/21/2023	Paydown	43813GAC5	770,000.00	Honda Auto Receivables Trust 2021-1 A3 0.27% Due 4/21/2025	38,458.12	130.02	38,588.14
01/25/2023	Interest	3137BYPQ7	3,276,032.16	FHLMC K726 A2 2.905% Due 4/25/2024	0.00	7,930.73	7,930.73
01/25/2023	Interest	3137B5JM6	3,850,000.00	FHLMC K034 A2 3.531% Due 7/25/2023	0.00	11,328.63	11,328.63

City of Corona Consolidated

Cash Flow Report



Account #10003

As of May 31, 2022

Payment Date	Transaction Type	CUSIP	Quantity	Security Description	Principal Amount	Income	Total Amount
01/25/2023	Interest	3137B7MZ9	3,750,000.00	FHLMC K036 A2 3.527% Due 10/25/2023	0.00	11,015.77	11,015.77
01/25/2023	Paydown	05602RAD3	1,065,000.00	BMW Vehicle Owner Trust 2022-A A3 3.21% Due 8/25/2026	0.00	2,848.88	2,848.88
01/25/2023	Paydown	09690AAC7	950,000.00	BMW Vehicle Lease Trust 2021-2 A3 0.33% Due 12/26/2024	79,061.50	261.25	79,322.75
01/25/2023	Paydown	3137BSP72	1,500,000.00	FHLMC K058 A2 2.653% Due 8/25/2026	0.00	3,316.25	3,316.25
01/25/2023	Paydown	05601XAC3	1,000,000.00	BMW Vehicle Lease Trust 2022-1 A3 1.1% Due 3/25/2025	0.00	916.67	916.67
01/25/2023	Paydown	3137B4WB8	3,350,000.00	FHLMC K033 A2 3.06% Due 7/25/2023	0.00	8,542.50	8,542.50
01/25/2023	Paydown	3137BSRE5	3,000,000.00	FHLMC K059 A2 3.12% Due 9/25/2026	0.00	7,800.00	7,800.00
01/31/2023	Interest	91282CAB7	6,000,000.00	US Treasury Note 0.25% Due 7/31/2025	0.00	7,500.00	7,500.00
JAN 2023					837,382.22	310,219.06	1,147,601.28
02/01/2023	Paydown	3137B7MZ9	3,750,000.00	FHLMC K036 A2 3.527% Due 10/25/2023	8,430.84	4.95	8,435.79
02/11/2023	Interest	06406RAJ6	2,000,000.00	Bank of NY Mellon Corp Note 3.45% Due 8/11/2023	0.00	34,500.00	34,500.00
02/12/2023	Interest	3137EAEP0	6,575,000.00	FHLMC Note 1.5% Due 2/12/2025	0.00	49,312.50	49,312.50
02/14/2023	Maturity	78012U3M5	500,000.00	Royal Bank of Canada Yankee CD 1.35% Due 2/14/2023	500,000.00	6,843.75	506,843.75
02/15/2023	Interest	69371RQ25	715,000.00	Paccar Financial Corp Note 2.15% Due 8/15/2024	0.00	7,686.25	7,686.25
02/15/2023	Interest	912828B66	5,000,000.00	US Treasury Note 2.75% Due 2/15/2024	0.00	68,750.00	68,750.00
02/15/2023	Interest	912828D56	5,000,000.00	US Treasury Note 2.375% Due 8/15/2024	0.00	59,375.00	59,375.00
02/15/2023	Paydown	02582JIT8	2,765,000.00	American Express Credit Trust 2022-2 A 3.39% Due 5/17/2027	0.00	7,811.13	7,811.13

City of Corona Consolidated

Cash Flow Report



Account #10003

As of May 31, 2022

Payment Date	Transaction Type	CUSIP	Quantity	Security Description	Principal Amount	Income	Total Amount
02/15/2023	Paydown	44891VAC5	1,900,000.00	Hyundai Auto Lease Trust 2021-B A3 0.33% Due 6/17/2024	237,423.81	522.50	237,946.31
02/15/2023	Paydown	47787NAC3	491,978.79	John Deere Owner Trust 2020-B A3 0.51% Due 11/15/2024	24,584.43	125.65	24,710.08
02/15/2023	Paydown	47789QAC4	1,290,000.00	John Deere Owner Trust 2021-B A3 0.52% Due 3/16/2026	0.00	559.00	559.00
02/15/2023	Paydown	43815BAC4	1,650,000.00	Honda Auto Receivables Trust 2022-1 A3 1.88% Due 5/15/2026	0.00	2,585.00	2,585.00
02/15/2023	Paydown	477870AC3	155,581.31	John Deere Owner Trust 2019-B A3 2.21% Due 12/15/2023	8,170.94	167.26	8,338.20
02/15/2023	Paydown	89238JAC9	955,000.00	Toyota Auto Receivables Trust 2021-D A3 0.71% Due 4/15/2026	0.00	565.04	565.04
02/15/2023	Paydown	89240BAC2	2,825,000.00	Toyota Auto Receivables Owners 2021-A A3 0.26% Due 5/15/2025	128,304.55	390.01	128,694.56
02/15/2023	Paydown	43813DAC2	631,627.08	Honda Auto Receivables 2020-2 A3 0.82% Due 7/15/2024	24,218.47	299.62	24,518.09
02/15/2023	Paydown	44891WAC3	1,205,000.00	Hyundai Auto Lease Trust 2022-A A3 1.16% Due 1/15/2025	0.00	1,164.83	1,164.83
02/15/2023	Paydown	448977AD0	1,350,000.00	Hyundai Auto Receivables Trust 2022-A A3 2.22% Due 10/15/2026	0.00	2,497.50	2,497.50
02/15/2023	Paydown	44935FAD6	730,000.00	Hyundai Auto Receivables Trust 2021-C A3 0.74% Due 5/15/2026	0.00	450.17	450.17
02/15/2023	Paydown	47787JAC2	1,010,000.00	John Deere Owner Trust 2022-A A3 2.32% Due 9/16/2026	0.00	1,952.67	1,952.67
02/15/2023	Paydown	47789KAC7	1,132,379.21	John Deere Owner Trust 2020-A A3 1.1% Due 8/15/2024	41,358.57	738.43	42,097.00
02/15/2023	Paydown	89236XAC0	1,136,219.11	Toyota Auto Receivables 2020-D A3 0.35% Due 1/15/2025	36,492.86	245.03	36,737.89
02/15/2023	Paydown	44891RAC4	1,640,000.00	Hyundai Auto Receivables Trust 2020-C A3 0.38% Due 5/15/2025	78,037.81	321.96	78,359.77
02/15/2023	Paydown	44933LAC7	1,340,000.00	Hyundai Auto Receivables Trust 2021-A A3 0.38% Due 9/15/2025	70,388.83	357.51	70,746.34
02/15/2023	Paydown	65479JAD5	842,733.01	Nissan Auto Receivables Owner 2019-C A3 1.93% Due 7/15/2024	32,082.10	946.75	33,028.85

City of Corona Consolidated

Cash Flow Report



Account #10003

As of May 31, 2022

Payment Date	Transaction Type	CUSIP	Quantity	Security Description	Principal Amount	Income	Total Amount
02/16/2023	Paydown	362554AC1	780,000.00	GM Financial Securitized Term 2021-4 A3 0.68% Due 9/16/2026	0.00	442.00	442.00
02/16/2023	Paydown	380146AC4	660,000.00	GM Financial Auto Receivables 2022-1 A3 1.26% Due 11/16/2026	0.00	693.00	693.00
02/18/2023	Paydown	43813KAC6	1,457,694.37	Honda Auto Receivables Trust 2020-3 A3 0.37% Due 10/18/2024	80,970.43	250.01	81,220.44
02/20/2023	Paydown	89238LAC4	2,565,000.00	Toyota Lease Owner Trust 2022-A A3 1.96% Due 2/20/2025	0.00	4,189.50	4,189.50
02/20/2023	Paydown	92348AAA3	556,980.52	Verizon Owner Trust 2019-C A1A 1.94% Due 4/22/2024	23,022.90	605.68	23,628.58
02/20/2023	Paydown	36262XAC8	2,145,000.00	GM Financial Auto Lease Trust 2021-3 A2 0.39% Due 10/21/2024	0.00	697.13	697.13
02/20/2023	Paydown	36265MAC9	2,105,000.00	GM Financial Auto Lease Trust 2022-1 A3 1.9% Due 3/20/2025	0.00	3,332.92	3,332.92
02/20/2023	Paydown	92290BAA9	2,260,000.00	Verizon Owner Trust 2020-B A 0.47% Due 2/20/2025	68,270.17	671.63	68,941.80
02/21/2023	Paydown	43813GAC5	770,000.00	Honda Auto Receivables Trust 2021-1 A3 0.27% Due 4/21/2025	38,467.42	121.36	38,588.78
02/21/2023	Paydown	43815GAC3	1,025,000.00	Honda Auto Receivables Trust 2021-4 A3 0.88% Due 1/21/2026	0.00	751.67	751.67
02/25/2023	Interest	3135G05X7	6,285,000.00	FNMA Note 0.375% Due 8/25/2025	0.00	11,784.38	11,784.38
02/25/2023	Interest	3137B7MZ9	3,750,000.00	FHLMC K036 A2 3.527% Due 10/25/2023	0.00	10,990.99	10,990.99
02/25/2023	Interest	3137BYPQ7	3,276,032.16	FHLMC K726 A2 2.905% Due 4/25/2024	0.00	7,930.73	7,930.73
02/25/2023	Interest	3137B5JM6	3,850,000.00	FHLMC K034 A2 3.531% Due 7/25/2023	0.00	11,328.63	11,328.63
02/25/2023	Paydown	3137BSRE5	3,000,000.00	FHLMC K059 A2 3.12% Due 9/25/2026	0.00	7,800.00	7,800.00
02/25/2023	Paydown	05601XAC3	1,000,000.00	BMW Vehicle Lease Trust 2022-1 A3 1.1% Due 3/25/2025	0.00	916.67	916.67
02/25/2023	Paydown	09690AAC7	950,000.00	BMW Vehicle Lease Trust 2021-2 A3 0.33% Due 12/26/2024	79,080.60	239.51	79,320.11

City of Corona Consolidated

Cash Flow Report



Account #10003

As of May 31, 2022

Payment Date	Transaction Type	CUSIP	Quantity	Security Description	Principal Amount	Income	Total Amount
02/25/2023	Paydown	05602RAD3	1,065,000.00	BMW Vehicle Owner Trust 2022-A A3 3.21% Due 8/25/2026	0.00	2,848.88	2,848.88
02/25/2023	Paydown	3137B4WB8	3,350,000.00	FHLMC K033 A2 3.06% Due 7/25/2023	554,066.91	8,542.50	562,609.41
02/25/2023	Paydown	3137BSP72	1,500,000.00	FHLMC K058 A2 2.653% Due 8/25/2026	0.00	3,316.25	3,316.25
02/28/2023	Interest	912828ZC7	7,000,000.00	US Treasury Note 1.125% Due 2/28/2025	0.00	39,375.00	39,375.00
02/28/2023	Interest	91282CCW9	1,570,000.00	US Treasury Note 0.75% Due 8/31/2026	0.00	5,887.50	5,887.50
FEB 2023					2,033,371.64	370,888.45	2,404,260.09
03/01/2023	Paydown	3137B7MZ9	3,750,000.00	FHLMC K036 A2 3.527% Due 10/25/2023	9,944.06	5.85	9,949.91
03/03/2023	Interest	808513BY0	1,300,000.00	Charles Schwab Corp Callable Note Cont 2/3/2027 2.45% Due 3/3/2027	0.00	15,925.00	15,925.00
03/05/2023	Interest	06051GHF9	2,550,000.00	Bank of America Corp Callable Note 1X 3/5/2023 3.55% Due 3/5/2024	0.00	45,262.50	45,262.50
03/08/2023	Interest	3130A0XE5	1,000,000.00	FHLB Note 3.25% Due 3/8/2024	0.00	16,250.00	16,250.00
03/08/2023	Interest	3130AB3H7	4,000,000.00	FHLB Note 2.375% Due 3/8/2024	0.00	47,500.00	47,500.00
03/10/2023	Interest	89114TZT2	1,900,000.00	Toronto-Dominion Bank Note 2.8% Due 3/10/2027	0.00	26,600.00	26,600.00
03/11/2023	Interest	89114QCB2	1,270,000.00	Toronto Dominion Bank Note 3.25% Due 3/11/2024	0.00	20,637.50	20,637.50
03/13/2023	Interest	3130A2UW4	4,000,000.00	FHLB Note 2.875% Due 9/13/2024	0.00	57,500.00	57,500.00
03/14/2023	Interest	58989V2D5	1,715,000.00	Met Tower Global Funding Note 1.25% Due 9/14/2026	0.00	10,718.75	10,718.75
03/15/2023	Interest	91282CBR1	2,900,000.00	US Treasury Note 0.25% Due 3/15/2024	0.00	3,625.00	3,625.00
03/15/2023	Interest	91282CED9	7,000,000.00	US Treasury Note 1.75% Due 3/15/2025	0.00	61,250.00	61,250.00

City of Corona Consolidated

Cash Flow Report



Account #10003

As of May 31, 2022

Payment Date	Transaction Type	CUSIP	Quantity	Security Description	Principal Amount	Income	Total Amount
03/15/2023	Paydown	43813DAC2	631,627.08	Honda Auto Receivables 2020-2 A3 0.82% Due 7/15/2024	24,235.02	283.07	24,518.09
03/15/2023	Paydown	44935FAD6	730,000.00	Hyundai Auto Receivables Trust 2021-C A3 0.74% Due 5/15/2026	0.00	450.17	450.17
03/15/2023	Paydown	47787JAC2	1,010,000.00	John Deere Owner Trust 2022-A A3 2.32% Due 9/16/2026	0.00	1,952.67	1,952.67
03/15/2023	Paydown	47789KAC7	1,132,379.21	John Deere Owner Trust 2020-A A3 1.1% Due 8/15/2024	41,472.30	700.53	42,172.83
03/15/2023	Paydown	89236XAC0	1,136,219.11	Toyota Auto Receivables 2020-D A3 0.35% Due 1/15/2025	36,373.01	234.39	36,607.40
03/15/2023	Paydown	44891WAC3	1,205,000.00	Hyundai Auto Lease Trust 2022-A A3 1.16% Due 1/15/2025	0.00	1,164.83	1,164.83
03/15/2023	Paydown	448977AD0	1,350,000.00	Hyundai Auto Receivables Trust 2022-A A3 2.22% Due 10/15/2026	0.00	2,497.50	2,497.50
03/15/2023	Paydown	44933LAC7	1,340,000.00	Hyundai Auto Receivables Trust 2021-A A3 0.38% Due 9/15/2025	70,411.71	335.22	70,746.93
03/15/2023	Paydown	65479JAD5	842,733.01	Nissan Auto Receivables Owner 2019-C A3 1.93% Due 7/15/2024	32,154.27	895.16	33,049.43
03/15/2023	Paydown	89238JAC9	955,000.00	Toyota Auto Receivables Trust 2021-D A3 0.71% Due 4/15/2026	0.00	565.04	565.04
03/15/2023	Paydown	44891RAC4	1,640,000.00	Hyundai Auto Receivables Trust 2020-C A3 0.38% Due 5/15/2025	78,066.42	297.25	78,363.67
03/15/2023	Paydown	44891VAC5	1,900,000.00	Hyundai Auto Lease Trust 2021-B A3 0.33% Due 6/17/2024	237,445.57	457.21	237,902.78
03/15/2023	Paydown	02582JIT8	2,765,000.00	American Express Credit Trust 2022-2 A 3.39% Due 5/17/2027	0.00	7,811.13	7,811.13
03/15/2023	Paydown	43815BAC4	1,650,000.00	Honda Auto Receivables Trust 2022-1 A3 1.88% Due 5/15/2026	0.00	2,585.00	2,585.00
03/15/2023	Paydown	477870AC3	155,581.31	John Deere Owner Trust 2019-B A3 2.21% Due 12/15/2023	8,187.95	152.22	8,340.17
03/15/2023	Paydown	47787NAC3	491,978.79	John Deere Owner Trust 2020-B A3 0.51% Due 11/15/2024	24,594.06	115.20	24,709.26
03/15/2023	Paydown	47789QAC4	1,290,000.00	John Deere Owner Trust 2021-B A3 0.52% Due 3/16/2026	0.00	559.00	559.00

City of Corona Consolidated

Cash Flow Report



Account #10003

As of May 31, 2022

Payment Date	Transaction Type	CUSIP	Quantity	Security Description	Principal Amount	Income	Total Amount
03/15/2023	Paydown	89240BAC2	2,825,000.00	Toyota Auto Receivables Owners 2021-A A3 0.26% Due 5/15/2025	128,346.25	362.21	128,708.46
03/16/2023	Paydown	362554AC1	780,000.00	GM Financial Securitized Term 2021-4 A3 0.68% Due 9/16/2026	0.00	442.00	442.00
03/16/2023	Paydown	380146AC4	660,000.00	GM Financial Auto Receivables 2022-1 A3 1.26% Due 11/16/2026	0.00	693.00	693.00
03/17/2023	Interest	931142ER0	785,000.00	Wal-Mart Stores Callable Note Cont 08/17/2026 1.05% Due 9/17/2026	0.00	4,121.25	4,121.25
03/18/2023	Interest	808513BN4	1,775,000.00	Charles Schwab Corp Callable Note Cont 2/18/2024 0.75% Due 3/18/2024	0.00	6,656.25	6,656.25
03/18/2023	Paydown	43813KAC6	1,457,694.37	Honda Auto Receivables Trust 2020-3 A3 0.37% Due 10/18/2024	80,995.40	225.04	81,220.44
03/19/2023	Paydown	3137B5JM6	3,850,000.00	FHLMC K034 A2 3.531% Due 7/25/2023	152,200.67	358.28	152,558.95
03/20/2023	Paydown	36262XAC8	2,145,000.00	GM Financial Auto Lease Trust 2021-3 A2 0.39% Due 10/21/2024	194,805.07	697.13	195,502.20
03/20/2023	Paydown	36265MAC9	2,105,000.00	GM Financial Auto Lease Trust 2022-1 A3 1.9% Due 3/20/2025	0.00	3,332.92	3,332.92
03/20/2023	Paydown	92290BAA9	2,260,000.00	Verizon Owner Trust 2020-B A 0.47% Due 2/20/2025	68,296.91	644.89	68,941.80
03/20/2023	Paydown	92348AAA3	556,980.52	Verizon Owner Trust 2019-C A1A 1.94% Due 4/22/2024	23,074.70	568.46	23,643.16
03/20/2023	Paydown	89238LAC4	2,565,000.00	Toyota Lease Owner Trust 2022-A A3 1.96% Due 2/20/2025	0.00	4,189.50	4,189.50
03/21/2023	Paydown	43813GAC5	770,000.00	Honda Auto Receivables Trust 2021-1 A3 0.27% Due 4/21/2025	38,476.71	112.71	38,589.42
03/21/2023	Paydown	43815GAC3	1,025,000.00	Honda Auto Receivables Trust 2021-4 A3 0.88% Due 1/21/2026	0.00	751.67	751.67
03/23/2023	Interest	3137EAEX3	6,295,000.00	FHLMC Note 0.375% Due 9/23/2025	0.00	11,803.13	11,803.13
03/25/2023	Interest	3137B7MZ9	3,750,000.00	FHLMC K036 A2 3.527% Due 10/25/2023	0.00	10,961.76	10,961.76
03/25/2023	Interest	3137BYPQ7	3,276,032.16	FHLMC K726 A2 2.905% Due 4/25/2024	0.00	7,930.73	7,930.73

City of Corona Consolidated

Cash Flow Report



Account #10003

As of May 31, 2022

Payment Date	Transaction Type	CUSIP	Quantity	Security Description	Principal Amount	Income	Total Amount
03/25/2023	Interest	3137B5JM6	3,850,000.00	FHLMC K034 A2 3.531% Due 7/25/2023	0.00	10,880.77	10,880.77
03/25/2023	Paydown	09690AAC7	950,000.00	BMW Vehicle Lease Trust 2021-2 A3 0.33% Due 12/26/2024	79,099.71	217.76	79,317.47
03/25/2023	Paydown	3137B4WB8	3,350,000.00	FHLMC K033 A2 3.06% Due 7/25/2023	555,766.51	7,129.63	562,896.14
03/25/2023	Paydown	3137BSRE5	3,000,000.00	FHLMC K059 A2 3.12% Due 9/25/2026	0.00	7,800.00	7,800.00
03/25/2023	Paydown	05601XAC3	1,000,000.00	BMW Vehicle Lease Trust 2022-1 A3 1.1% Due 3/25/2025	0.00	916.67	916.67
03/25/2023	Paydown	3137BSP72	1,500,000.00	FHLMC K058 A2 2.653% Due 8/25/2026	0.00	3,316.25	3,316.25
03/25/2023	Paydown	05602RAD3	1,065,000.00	BMW Vehicle Owner Trust 2022-A A3 3.21% Due 8/25/2026	0.00	2,848.88	2,848.88
03/31/2023	Interest	91282CAM3	3,200,000.00	US Treasury Note 0.25% Due 9/30/2025	0.00	4,000.00	4,000.00
03/31/2023	Interest	91282CCZ2	3,130,000.00	US Treasury Note 0.875% Due 9/30/2026	0.00	13,693.75	13,693.75
MAR 2023					1,883,946.30	430,984.83	2,314,931.13
04/01/2023	Interest	13063DRK6	3,385,000.00	California State Taxable GO 2.4% Due 10/1/2024	0.00	40,620.00	40,620.00
04/01/2023	Paydown	3137B7MZ9	3,750,000.00	FHLMC K036 A2 3.527% Due 10/25/2023	27,423.72	16.12	27,439.84
04/07/2023	Interest	69371RR73	2,970,000.00	Paccar Financial Corp Note 2.85% Due 4/7/2025	0.00	42,322.50	42,322.50
04/10/2023	Interest	02665WCQ2	2,260,000.00	American Honda Finance Note 3.625% Due 10/10/2023	0.00	40,962.50	40,962.50
04/14/2023	Interest	78016EZ59	1,270,000.00	Royal Bank of Canada Note 3.375% Due 4/14/2025	0.00	21,431.25	21,431.25
04/15/2023	Interest	3135G0W66	3,500,000.00	FNMA Note 1.625% Due 10/15/2024	0.00	28,437.50	28,437.50
04/15/2023	Paydown	44891RAC4	1,640,000.00	Hyundai Auto Receivables Trust 2020-C A3 0.38% Due 5/15/2025	78,095.05	272.53	78,367.58

City of Corona Consolidated

Cash Flow Report



Account #10003

As of May 31, 2022

Payment Date	Transaction Type	CUSIP	Quantity	Security Description	Principal Amount	Income	Total Amount
04/15/2023	Paydown	44891VAC5	1,900,000.00	Hyundai Auto Lease Trust 2021-B A3 0.33% Due 6/17/2024	237,467.34	391.91	237,859.25
04/15/2023	Paydown	44933LAC7	1,340,000.00	Hyundai Auto Receivables Trust 2021-A A3 0.38% Due 9/15/2025	70,434.60	312.92	70,747.52
04/15/2023	Paydown	47787NAC3	491,978.79	John Deere Owner Trust 2020-B A3 0.51% Due 11/15/2024	24,603.69	104.75	24,708.44
04/15/2023	Paydown	47789QAC4	1,290,000.00	John Deere Owner Trust 2021-B A3 0.52% Due 3/16/2026	0.00	559.00	559.00
04/15/2023	Paydown	65479JAD5	842,733.01	Nissan Auto Receivables Owner 2019-C A3 1.93% Due 7/15/2024	32,226.62	843.44	33,070.06
04/15/2023	Paydown	89240BAC2	2,825,000.00	Toyota Auto Receivables Owners 2021-A A3 0.26% Due 5/15/2025	128,387.95	334.41	128,722.36
04/15/2023	Paydown	02582JIT8	2,765,000.00	American Express Credit Trust 2022-2 A 3.39% Due 5/17/2027	0.00	7,811.13	7,811.13
04/15/2023	Paydown	43813DAC2	631,627.08	Honda Auto Receivables 2020-2 A3 0.82% Due 7/15/2024	24,251.58	266.51	24,518.09
04/15/2023	Paydown	43815BAC4	1,650,000.00	Honda Auto Receivables Trust 2022-1 A3 1.88% Due 5/15/2026	0.00	2,585.00	2,585.00
04/15/2023	Paydown	477870AC3	155,581.31	John Deere Owner Trust 2019-B A3 2.21% Due 12/15/2023	8,205.01	137.14	8,342.15
04/15/2023	Paydown	47789KAC7	1,132,379.21	John Deere Owner Trust 2020-A A3 1.1% Due 8/15/2024	41,586.34	662.51	42,248.85
04/15/2023	Paydown	89236XAC0	1,136,219.11	Toyota Auto Receivables 2020-D A3 0.35% Due 1/15/2025	36,251.92	223.78	36,475.70
04/15/2023	Paydown	44891WAC3	1,205,000.00	Hyundai Auto Lease Trust 2022-A A3 1.16% Due 1/15/2025	0.00	1,164.83	1,164.83
04/15/2023	Paydown	448977AD0	1,350,000.00	Hyundai Auto Receivables Trust 2022-A A3 2.22% Due 10/15/2026	0.00	2,497.50	2,497.50
04/15/2023	Paydown	44935FAD6	730,000.00	Hyundai Auto Receivables Trust 2021-C A3 0.74% Due 5/15/2026	0.00	450.17	450.17
04/15/2023	Paydown	47787JAC2	1,010,000.00	John Deere Owner Trust 2022-A A3 2.32% Due 9/16/2026	0.00	1,952.67	1,952.67
04/15/2023	Paydown	89238JAC9	955,000.00	Toyota Auto Receivables Trust 2021-D A3 0.71% Due 4/15/2026	0.00	565.04	565.04

City of Corona Consolidated

Cash Flow Report



Account #10003

As of May 31, 2022

Payment Date	Transaction Type	CUSIP	Quantity	Security Description	Principal Amount	Income	Total Amount
04/16/2023	Paydown	362554AC1	780,000.00	GM Financial Securitized Term 2021-4 A3 0.68% Due 9/16/2026	0.00	442.00	442.00
04/16/2023	Paydown	380146AC4	660,000.00	GM Financial Auto Receivables 2022-1 A3 1.26% Due 11/16/2026	0.00	693.00	693.00
04/18/2023	Paydown	43813KAC6	1,457,694.37	Honda Auto Receivables Trust 2020-3 A3 0.37% Due 10/18/2024	81,020.37	200.07	81,220.44
04/19/2023	Paydown	3137B5JM6	3,850,000.00	FHLMC K034 A2 3.531% Due 7/25/2023	9,114.10	21.45	9,135.55
04/20/2023	Interest	4581X0DV7	6,390,000.00	Inter-American Dev Bank Note 0.875% Due 4/20/2026	0.00	27,956.25	27,956.25
04/20/2023	Paydown	89238LAC4	2,565,000.00	Toyota Lease Owner Trust 2022-A A3 1.96% Due 2/20/2025	0.00	4,189.50	4,189.50
04/20/2023	Paydown	92348AAA3	556,980.52	Verizon Owner Trust 2019-C A1A 1.94% Due 4/22/2024	23,126.61	531.16	23,657.77
04/20/2023	Paydown	36262XAC8	2,145,000.00	GM Financial Auto Lease Trust 2021-3 A2 0.39% Due 10/21/2024	194,844.04	633.81	195,477.85
04/20/2023	Paydown	36265MAC9	2,105,000.00	GM Financial Auto Lease Trust 2022-1 A3 1.9% Due 3/20/2025	0.00	3,332.92	3,332.92
04/20/2023	Paydown	92290BAA9	2,260,000.00	Verizon Owner Trust 2020-B A 0.47% Due 2/20/2025	68,323.66	618.14	68,941.80
04/21/2023	Paydown	43815GAC3	1,025,000.00	Honda Auto Receivables Trust 2021-4 A3 0.88% Due 1/21/2026	0.00	751.67	751.67
04/21/2023	Paydown	43813GAC5	770,000.00	Honda Auto Receivables Trust 2021-1 A3 0.27% Due 4/21/2025	38,486.01	104.05	38,590.06
04/22/2023	Interest	3135G03U5	5,270,000.00	FNMA Note 0.625% Due 4/22/2025	0.00	16,468.75	16,468.75
04/22/2023	Interest	46647PBK1	1,000,000.00	JP Morgan Chase & Co Callable Note Cont 4/22/2025 2.083% Due 4/22/2026	0.00	10,415.00	10,415.00
04/25/2023	Interest	3137B5JM6	3,850,000.00	FHLMC K034 A2 3.531% Due 7/25/2023	0.00	10,853.96	10,853.96
04/25/2023	Interest	3137B7MZ9	3,750,000.00	FHLMC K036 A2 3.527% Due 10/25/2023	0.00	10,881.16	10,881.16
04/25/2023	Paydown	3137BSRE5	3,000,000.00	FHLMC K059 A2 3.12% Due 9/25/2026	0.00	7,800.00	7,800.00

City of Corona Consolidated

Cash Flow Report



Account #10003

As of May 31, 2022

Payment Date	Transaction Type	CUSIP	Quantity	Security Description	Principal Amount	Income	Total Amount
04/25/2023	Paydown	3137BYPQ7	3,276,032.16	FHLMC K726 A2 2.905% Due 4/25/2024	2,124.28	7,930.73	10,055.01
04/25/2023	Paydown	05602RAD3	1,065,000.00	BMW Vehicle Owner Trust 2022-A A3 3.21% Due 8/25/2026	0.00	2,848.88	2,848.88
04/25/2023	Paydown	3137B4WB8	3,350,000.00	FHLMC K033 A2 3.06% Due 7/25/2023	557,471.33	5,712.42	563,183.75
04/25/2023	Paydown	3137BSP72	1,500,000.00	FHLMC K058 A2 2.653% Due 8/25/2026	0.00	3,316.25	3,316.25
04/25/2023	Paydown	05601XAC3	1,000,000.00	BMW Vehicle Lease Trust 2022-1 A3 1.1% Due 3/25/2025	0.00	916.67	916.67
04/25/2023	Paydown	09690AAC7	950,000.00	BMW Vehicle Lease Trust 2021-2 A3 0.33% Due 12/26/2024	79,118.83	196.01	79,314.84
04/28/2023	Interest	6174468Q5	1,600,000.00	Morgan Stanley Callable Note Cont 4/28/2025 2.188% Due 4/28/2026	0.00	17,504.00	17,504.00
04/28/2023	Interest	459058JL8	6,300,000.00	Intl. Bank Recon & Development Note 0.5% Due 10/28/2025	0.00	15,750.00	15,750.00
04/30/2023	Interest	9128283D0	4,000,000.00	US Treasury Note 2.25% Due 10/31/2024	0.00	45,000.00	45,000.00
04/30/2023	Interest	912828T91	1,050,000.00	US Treasury Note 1.625% Due 10/31/2023	0.00	8,531.25	8,531.25
04/30/2023	Interest	91282CDG3	3,120,000.00	US Treasury Note 1.125% Due 10/31/2026	0.00	17,550.00	17,550.00
04/30/2023	Interest	912828X70	4,800,000.00	US Treasury Note 2% Due 4/30/2024	0.00	48,000.00	48,000.00
04/30/2023	Interest	91282CAT8	6,000,000.00	US Treasury Note 0.25% Due 10/31/2025	0.00	7,500.00	7,500.00
APR 2023					1,762,563.05	471,574.21	2,234,137.26
05/01/2023	Interest	78015K7C2	3,600,000.00	Royal Bank of Canada Note 2.25% Due 11/1/2024	0.00	40,500.00	40,500.00
05/01/2023	Interest	06367WB85	2,761,000.00	Bank of Montreal Note 1.85% Due 5/1/2025	0.00	25,539.25	25,539.25
05/01/2023	Paydown	3137B7MZ9	3,750,000.00	FHLMC K036 A2 3.527% Due 10/25/2023	55,808.72	32.81	55,841.53

City of Corona Consolidated

Cash Flow Report



Account #10003

As of May 31, 2022

Payment Date	Transaction Type	CUSIP	Quantity	Security Description	Principal Amount	Income	Total Amount
05/07/2023	Interest	3135G06G3	6,300,000.00	FNMA Note 0.5% Due 11/7/2025	0.00	15,750.00	15,750.00
05/08/2023	Interest	14913Q3B3	2,593,000.00	Caterpillar Finl Service Note 2.15% Due 11/8/2024	0.00	27,874.75	27,874.75
05/10/2023	Interest	665859AW4	1,345,000.00	Northern Trust Company Callable Note Cont 4/10/2027 4% Due 5/10/2027	0.00	26,900.00	26,900.00
05/12/2023	Interest	023135BX3	4,865,000.00	Amazon.com Inc Callable Note Cont 4/12/2026 1% Due 5/12/2026	0.00	24,325.00	24,325.00
05/13/2023	Interest	14913R2V8	1,460,000.00	Caterpillar Financial Service Note 3.4% Due 5/13/2025	0.00	24,820.00	24,820.00
05/15/2023	Interest	91324PEG3	1,365,000.00	United Health Group Inc Callable Note Cont 4/15/2027 3.7% Due 5/15/2027	0.00	25,252.50	25,252.50
05/15/2023	Interest	91324PEC2	805,000.00	United Health Group Inc Callable Note Cont 4/15/2026 1.15% Due 5/15/2026	0.00	4,628.75	4,628.75
05/15/2023	Paydown	43815BAC4	1,650,000.00	Honda Auto Receivables Trust 2022-1 A3 1.88% Due 5/15/2026	0.00	2,585.00	2,585.00
05/15/2023	Paydown	477870AC3	155,581.31	John Deere Owner Trust 2019-B A3 2.21% Due 12/15/2023	8,222.11	122.03	8,344.14
05/15/2023	Paydown	89238JAC9	955,000.00	Toyota Auto Receivables Trust 2021-D A3 0.71% Due 4/15/2026	43,140.03	565.04	43,705.07
05/15/2023	Paydown	44891VAC5	1,900,000.00	Hyundai Auto Lease Trust 2021-B A3 0.33% Due 6/17/2024	237,489.11	326.61	237,815.72
05/15/2023	Paydown	44935FAD6	730,000.00	Hyundai Auto Receivables Trust 2021-C A3 0.74% Due 5/15/2026	0.00	450.17	450.17
05/15/2023	Paydown	47787JAC2	1,010,000.00	John Deere Owner Trust 2022-A A3 2.32% Due 9/16/2026	0.00	1,952.67	1,952.67
05/15/2023	Paydown	02582JIT8	2,765,000.00	American Express Credit Trust 2022-2 A 3.39% Due 5/17/2027	0.00	7,811.13	7,811.13
05/15/2023	Paydown	44891WAC3	1,205,000.00	Hyundai Auto Lease Trust 2022-A A3 1.16% Due 1/15/2025	0.00	1,164.83	1,164.83
05/15/2023	Paydown	448977AD0	1,350,000.00	Hyundai Auto Receivables Trust 2022-A A3 2.22% Due 10/15/2026	0.00	2,497.50	2,497.50

City of Corona Consolidated

Cash Flow Report



Account #10003

As of May 31, 2022

Payment Date	Transaction Type	CUSIP	Quantity	Security Description	Principal Amount	Income	Total Amount
05/15/2023	Paydown	44933LAC7	1,340,000.00	Hyundai Auto Receivables Trust 2021-A A3 0.38% Due 9/15/2025	70,457.48	290.62	70,748.10
05/15/2023	Paydown	47787NAC3	491,978.79	John Deere Owner Trust 2020-B A3 0.51% Due 11/15/2024	24,613.33	94.29	24,707.62
05/15/2023	Paydown	47789QAC4	1,290,000.00	John Deere Owner Trust 2021-B A3 0.52% Due 3/16/2026	56,030.42	559.00	56,589.42
05/15/2023	Paydown	65479JAD5	842,733.01	Nissan Auto Receivables Owner 2019-C A3 1.93% Due 7/15/2024	32,299.13	791.61	33,090.74
05/15/2023	Paydown	89240BAC2	2,825,000.00	Toyota Auto Receivables Owners 2021-A A3 0.26% Due 5/15/2025	128,429.68	306.59	128,736.27
05/15/2023	Paydown	43813DAC2	631,627.08	Honda Auto Receivables 2020-2 A3 0.82% Due 7/15/2024	24,268.15	249.94	24,518.09
05/15/2023	Paydown	44891RAC4	1,640,000.00	Hyundai Auto Receivables Trust 2020-C A3 0.38% Due 5/15/2025	78,123.68	247.80	78,371.48
05/15/2023	Paydown	47789KAC7	1,132,379.21	John Deere Owner Trust 2020-A A3 1.1% Due 8/15/2024	41,700.71	624.39	42,325.10
05/15/2023	Paydown	89236XAC0	1,136,219.11	Toyota Auto Receivables 2020-D A3 0.35% Due 1/15/2025	36,129.55	213.21	36,342.76
05/16/2023	Paydown	362554AC1	780,000.00	GM Financial Securitized Term 2021-4 A3 0.68% Due 9/16/2026	0.00	442.00	442.00
05/16/2023	Paydown	380146AC4	660,000.00	GM Financial Auto Receivables 2022-1 A3 1.26% Due 11/16/2026	0.00	693.00	693.00
05/18/2023	Paydown	43813KAC6	1,457,694.37	Honda Auto Receivables Trust 2020-3 A3 0.37% Due 10/18/2024	81,045.36	175.08	81,220.44
05/19/2023	Paydown	3137B5JM6	3,850,000.00	FHLMC K034 A2 3.531% Due 7/25/2023	669,494.27	1,575.99	671,070.26
05/20/2023	Paydown	89238LAC4	2,565,000.00	Toyota Lease Owner Trust 2022-A A3 1.96% Due 2/20/2025	0.00	4,189.50	4,189.50
05/20/2023	Paydown	36262XAC8	2,145,000.00	GM Financial Auto Lease Trust 2021-3 A2 0.39% Due 10/21/2024	194,883.01	570.49	195,453.50
05/20/2023	Paydown	36265MAC9	2,105,000.00	GM Financial Auto Lease Trust 2022-1 A3 1.9% Due 3/20/2025	0.00	3,332.92	3,332.92
05/20/2023	Paydown	92348AAA3	556,980.52	Verizon Owner Trust 2019-C A1A 1.94% Due 4/22/2024	23,178.65	493.77	23,672.42

City of Corona Consolidated

Cash Flow Report



Account #10003

As of May 31, 2022

Payment Date	Transaction Type	CUSIP	Quantity	Security Description	Principal Amount	Income	Total Amount
05/20/2023	Paydown	92290BAA9	2,260,000.00	Verizon Owner Trust 2020-B A 0.47% Due 2/20/2025	68,350.42	591.38	68,941.80
05/21/2023	Paydown	43815GAC3	1,025,000.00	Honda Auto Receivables Trust 2021-4 A3 0.88% Due 1/21/2026	46,476.86	751.67	47,228.53
05/21/2023	Paydown	43813GAC5	770,000.00	Honda Auto Receivables Trust 2021-1 A3 0.27% Due 4/21/2025	38,495.31	95.39	38,590.70
05/25/2023	Interest	3137B5JM6	3,850,000.00	FHLMC K034 A2 3.531% Due 7/25/2023	0.00	8,883.97	8,883.97
05/25/2023	Interest	3137B7MZ9	3,750,000.00	FHLMC K036 A2 3.527% Due 10/25/2023	0.00	10,717.13	10,717.13
05/25/2023	Paydown	3137BSRE5	3,000,000.00	FHLMC K059 A2 3.12% Due 9/25/2026	0.00	7,800.00	7,800.00
05/25/2023	Paydown	3137BYPQ7	3,276,032.16	FHLMC K726 A2 2.905% Due 4/25/2024	3,911.30	7,925.59	11,836.89
05/25/2023	Paydown	05601XAC3	1,000,000.00	BMW Vehicle Lease Trust 2022-1 A3 1.1% Due 3/25/2025	90,444.13	916.67	91,360.80
05/25/2023	Paydown	3137B4WB8	3,350,000.00	FHLMC K033 A2 3.06% Due 7/25/2023	559,181.37	4,290.87	563,472.24
05/25/2023	Paydown	05602RAD3	1,065,000.00	BMW Vehicle Owner Trust 2022-A A3 3.21% Due 8/25/2026	0.00	2,848.88	2,848.88
05/25/2023	Paydown	09690AAC7	950,000.00	BMW Vehicle Lease Trust 2021-2 A3 0.33% Due 12/26/2024	79,137.95	174.25	79,312.20
05/25/2023	Paydown	3137BSP72	1,500,000.00	FHLMC K058 A2 2.653% Due 8/25/2026	0.00	3,316.25	3,316.25
05/31/2023	Interest	91282CAZ4	3,800,000.00	US Treasury Note 0.375% Due 11/30/2025	0.00	7,125.00	7,125.00
MAY 2023					2,691,310.73	303,385.29	2,994,696.02
TOTAL					16,465,930.92	4,901,234.86	21,367,165.78

City of Corona Consolidated

Holdings by Maturity



Account #10003

As of May 31, 2022

CUSIP	Security Description	Par Value/Units	Purchase Date Book Yield	Cost Value Book Value	Mkt Price Mkt YTM	Market Value Accrued Int.	% of Port. Gain/Loss	Moody S&P	Term (yrs) Duration
90LAIF\$00	Local Agency Investment Fund State Pool	113,494,697.40	Various 0.73%	113,494,697.40 113,494,697.40	1.00 0.73%	113,494,697.40 101,498.22	27.40% 0.00	NR NR	0.00 0.00
60934N807	Federated Investors Govt Oblig Fund Inst.	628,505.60	Various 0.43%	628,505.60 628,505.60	1.00 0.43%	628,505.60 0.00	0.15% 0.00	Aaa AAA	0.00 0.00
47789JAD8	John Deere Owner Trust 2019-A A3 2.91% Due 7/17/2023	6,544.70	08/27/2019 1.90%	6,680.96 6,680.96	100.03 2.12%	6,546.58 8.46	0.00% (134.38)	Aaa NR	0.12 0.04
43815NAC8	Honda Auto Receivables Trust 2019-3 A3 1.78% Due 8/15/2023	504,468.32	08/20/2019 1.79%	504,464.13 504,464.13	99.94 2.06%	504,177.75 399.09	0.12% (286.38)	Aaa AAA	0.16 0.21
3137BM6P6	FHLMC K721 A2 3.09% Due 8/25/2022	1,591,288.32	Various 2.22%	1,647,172.65 1,647,172.65	100.06 1.67%	1,592,181.11 4,097.56	0.39% (54,991.54)	Aaa NR	0.23 0.18
58769EAC2	Mercedes-Benz Auto Lease Trust 2020-B A3 0.4% Due 11/15/2023	844,862.14	09/15/2020 0.40%	844,819.30 844,819.30	99.39 2.14%	839,692.41 150.20	0.20% (5,126.89)	NR AAA	0.33 0.35
78012U3M5	Royal Bank of Canada Yankee CD 1.35% Due 2/14/2023	500,000.00	02/11/2022 1.35%	500,000.00 500,000.00	99.22 2.44%	496,115.50 2,006.25	0.12% (3,884.50)	P-1 A-1+	0.71 0.70
43813KAC6	Honda Auto Receivables Trust 2020-3 A3 0.37% Due 10/18/2024	1,457,694.37	09/22/2020 0.38%	1,457,480.23 1,457,480.23	98.69 2.46%	1,438,565.05 194.76	0.35% (18,915.18)	NR AAA	0.76 0.63
477870AC3	John Deere Owner Trust 2019-B A3 2.21% Due 12/15/2023	155,581.31	07/16/2019 2.23%	155,548.29 155,548.29	100.09 1.87%	155,717.60 152.82	0.04% 169.31	Aaa NR	0.79 0.25
47787NAC3	John Deere Owner Trust 2020-B A3 0.51% Due 11/15/2024	491,978.79	07/14/2020 0.52%	491,903.82 491,903.82	98.78 2.47%	485,954.50 111.52	0.12% (5,949.32)	Aaa NR	0.83 0.63
44891RAC4	Hyundai Auto Receivables Trust 2020-C A3 0.38% Due 5/15/2025	1,640,000.00	10/20/2020 0.39%	1,639,622.31 1,639,622.31	98.29 2.70%	1,611,874.00 276.98	0.39% (27,748.31)	NR AAA	0.87 0.74
89240BAC2	Toyota Auto Receivables Owners 2021-A A3 0.26% Due 5/15/2025	2,825,000.00	02/02/2021 0.27%	2,824,475.68 2,824,475.68	97.99 2.72%	2,768,180.78 326.44	0.67% (56,294.90)	Aaa NR	0.92 0.82
3137B4WB8	FHLMC K033 A2 3.06% Due 7/25/2023	3,350,000.00	07/23/2019 2.18%	3,458,875.00 3,458,875.00	100.64 2.22%	3,371,594.10 1,708.50	0.81% (87,280.90)	Aaa NR	0.94 0.98
44891VAC5	Hyundai Auto Lease Trust 2021-B A3 0.33% Due 6/17/2024	1,900,000.00	06/08/2021 0.34%	1,899,715.00 1,899,715.00	97.79 2.73%	1,858,055.60 278.67	0.45% (41,659.40)	Aaa AAA	1.00 0.92
43813GAC5	Honda Auto Receivables Trust 2021-1 A3 0.27% Due 4/21/2025	770,000.00	02/17/2021 0.27%	769,985.91 769,985.91	97.85 2.96%	753,441.92 57.75	0.18% (16,543.99)	Aaa NR	1.02 0.80

City of Corona Consolidated

Holdings by Maturity



Account #10003

As of May 31, 2022

CUSIP	Security Description	Par Value/Units	Purchase Date Book Yield	Cost Value Book Value	Mkt Price Mkt YTM	Market Value Accrued Int.	% of Port. Gain/Loss	Moody S&P	Term (yrs) Duration
92348AAA3	Verizon Owner Trust 2019-C A1A 1.94% Due 4/22/2024	556,980.52	10/01/2019 1.95%	556,937.57 556,937.57	100.00 1.96%	556,957.68 330.17	0.13% 20.11	NR AAA	1.02 0.30
3137EAEN5	FHLMC Note 2.75% Due 6/19/2023	1,800,000.00	07/20/2018 2.86%	1,790,964.00 1,790,964.00	100.66 2.11%	1,811,883.60 22,275.00	0.44% 20,919.60	Aaa AA+	1.05 1.02
43813DAC2	Honda Auto Receivables 2020-2 A3 0.82% Due 7/15/2024	631,627.08	05/18/2020 0.83%	631,577.37 631,577.37	99.16 2.41%	626,322.69 230.19	0.15% (5,254.68)	Aaa AAA	1.08 0.53
65479JAD5	Nissan Auto Receivables Owner 2019-C A3 1.93% Due 7/15/2024	842,733.01	10/16/2019 1.94%	842,688.52 842,688.52	99.91 2.22%	841,965.28 722.88	0.20% (723.24)	Aaa AAA	1.09 0.32
09690AAC7	BMW Vehicle Lease Trust 2021-2 A3 0.33% Due 12/26/2024	950,000.00	09/08/2021 0.34%	949,901.96 949,901.96	97.55 2.74%	926,689.86 52.25	0.22% (23,212.10)	Aaa NR	1.11 1.03
02665WCJ8	American Honda Finance Note 3.45% Due 7/14/2023	930,000.00	07/11/2018 3.49%	928,391.10 928,391.10	100.92 2.61%	938,553.21 12,210.13	0.23% 10,162.11	A3 A-	1.12 1.08
3137B5JM6	FHLMC K034 A2 3.531% Due 7/25/2023	3,850,000.00	08/28/2018 3.03%	3,931,662.11 3,931,662.11	100.86 2.47%	3,883,294.80 11,328.63	0.94% (48,367.31)	NR NR	1.13 1.01
47789KAC7	John Deere Owner Trust 2020-A A3 1.1% Due 8/15/2024	1,132,379.21	Various 1.00%	1,134,819.63 1,134,819.63	99.33 2.53%	1,124,786.62 553.60	0.27% (10,033.01)	Aaa NR	1.14 0.47
06406RAJ6	Bank of NY Mellon Corp Note 3.45% Due 8/11/2023	2,000,000.00	05/16/2019 2.79%	2,052,600.00 2,052,600.00	101.16 2.46%	2,023,110.00 21,083.33	0.49% (29,490.00)	A1 A	1.20 1.16
3137B7MZ9	FHLMC K036 A2 3.527% Due 10/25/2023	3,750,000.00	Various 2.97%	3,837,910.16 3,837,910.16	100.85 2.66%	3,781,856.25 2,204.38	0.91% (56,053.91)	Aaa NR	1.20 1.21
44933LAC7	Hyundai Auto Receivables Trust 2021-A A3 0.38% Due 9/15/2025	1,340,000.00	04/20/2021 0.38%	1,339,859.03 1,339,859.03	97.14 3.00%	1,301,666.63 226.31	0.31% (38,192.40)	NR AAA	1.21 1.10
36262XAC8	GM Financial Auto Lease Trust 2021-3 A2 0.39% Due 10/21/2024	2,145,000.00	08/10/2021 0.39%	2,144,970.83 2,144,970.83	97.19 2.83%	2,084,755.53 255.61	0.50% (60,215.30)	NR AAA	1.22 1.16
89236XAC0	Toyota Auto Receivables 2020-D A3 0.35% Due 1/15/2025	1,136,219.11	10/06/2020 0.36%	1,136,007.43 1,136,007.43	98.78 2.51%	1,122,303.85 176.75	0.27% (13,703.58)	NR AAA	1.31 0.57
02665WCQ2	American Honda Finance Note 3.625% Due 10/10/2023	2,260,000.00	10/03/2018 3.64%	2,258,146.80 2,258,146.80	101.05 2.83%	2,283,664.46 11,606.04	0.55% 25,517.66	A3 A-	1.36 1.31
92290BAA9	Verizon Owner Trust 2020-B A 0.47% Due 2/20/2025	2,260,000.00	08/04/2020 0.48%	2,259,525.40 2,259,525.40	98.55 2.61%	2,227,126.04 324.56	0.54% (32,399.36)	Aaa NR	1.39 0.68
05601XAC3	BMW Vehicle Lease Trust 2022-1 A3 1.1% Due 3/25/2025	1,000,000.00	01/11/2022 1.11%	999,850.50 999,850.50	97.26 3.13%	972,617.00 183.33	0.23% (27,233.50)	NR AAA	1.40 1.36

City of Corona Consolidated

Holdings by Maturity



Account #10003

As of May 31, 2022

CUSIP	Security Description	Par Value/Units	Purchase Date Book Yield	Cost Value Book Value	Mkt Price Mkt YTM	Market Value Accrued Int.	% of Port. Gain/Loss	Moody S&P	Term (yrs) Duration
912828T91	US Treasury Note 1.625% Due 10/31/2023	1,050,000.00	05/29/2019 2.05%	1,031,091.80 1,031,091.80	99.05 2.31%	1,040,033.40 1,483.70	0.25% 8,941.60	Aaa AA+	1.42 1.39
3130A0F70	FHLB Note 3.375% Due 12/8/2023	3,500,000.00	01/16/2019 2.73%	3,602,165.00 3,602,165.00	101.40 2.43%	3,549,024.50 56,765.63	0.87% (53,140.50)	Aaa AA+	1.52 1.45
44891WAC3	Hyundai Auto Lease Trust 2022-A A3 1.16% Due 1/15/2025	1,205,000.00	01/11/2022 1.16%	1,204,973.37 1,204,973.37	97.23 3.07%	1,171,567.28 621.24	0.28% (33,406.09)	Aaa AAA	1.54 1.47
912828V23	US Treasury Note 2.25% Due 12/31/2023	4,500,000.00	06/21/2019 1.80%	4,588,417.97 4,588,417.97	99.82 2.37%	4,491,738.00 42,513.81	1.09% (96,679.97)	Aaa AA+	1.59 1.53
36265MAC9	GM Financial Auto Lease Trust 2022-1 A3 1.9% Due 3/20/2025	2,105,000.00	02/15/2022 1.91%	2,104,981.90 2,104,981.90	97.88 3.25%	2,060,418.21 1,222.07	0.50% (44,563.69)	Aaa NR	1.60 1.59
24422EVN6	John Deere Capital Corp Note 0.45% Due 1/17/2024	2,140,000.00	03/01/2021 0.47%	2,138,480.60 2,138,480.60	96.44 2.70%	2,063,726.12 3,584.50	0.50% (74,754.48)	A2 A	1.63 1.60
912828B66	US Treasury Note 2.75% Due 2/15/2024	5,000,000.00	Various 2.21%	5,121,796.88 5,121,796.88	100.54 2.43%	5,026,760.00 40,262.43	1.22% (95,036.88)	Aaa AA+	1.71 1.65
3137BYPQ7	FHLMC K726 A2 2.905% Due 4/25/2024	3,276,032.16	04/22/2019 2.72%	3,299,450.68 3,299,450.68	99.96 2.83%	3,274,833.13 7,930.73	0.79% (24,617.55)	NR AAA	1.72 1.67
89238LAC4	Toyota Lease Owner Trust 2022-A A3 1.96% Due 2/20/2025	2,565,000.00	02/23/2022 1.98%	2,564,596.27 2,564,596.27	97.97 3.17%	2,512,861.25 1,536.15	0.61% (51,735.02)	NR AAA	1.76 1.70
06051GHF9	Bank of America Corp Callable Note 1X 3/5/2023 3.55% Due 3/5/2024	2,550,000.00	Various 3.18%	2,570,550.00 2,570,550.00	100.42 2.73%	2,560,582.50 21,625.42	0.62% (9,967.50)	A2 A-	1.76 1.69
3130A0XE5	FHLB Note 3.25% Due 3/8/2024	1,000,000.00	03/28/2019 2.27%	1,045,410.00 1,045,410.00	101.26 2.52%	1,012,579.00 7,493.06	0.25% (32,831.00)	Aaa AA+	1.77 1.70
3130AB3H7	FHLB Note 2.375% Due 3/8/2024	4,000,000.00	04/29/2019 2.37%	4,000,280.00 4,000,280.00	99.68 2.56%	3,987,232.00 21,902.78	0.97% (13,048.00)	Aaa AA+	1.77 1.71
89114QCB2	Toronto Dominion Bank Note 3.25% Due 3/11/2024	1,270,000.00	03/26/2019 2.97%	1,286,078.20 1,286,078.20	100.46 2.98%	1,275,872.48 9,172.22	0.31% (10,205.72)	A1 A	1.78 1.71
91282CBR1	US Treasury Note 0.25% Due 3/15/2024	2,900,000.00	03/30/2021 0.33%	2,892,976.56 2,892,976.56	96.18 2.45%	2,789,098.20 1,536.68	0.67% (103,878.36)	Aaa AA+	1.79 1.77
808513BN4	Charles Schwab Corp Callable Note Cont 2/18/2024 0.75% Due 3/18/2024	1,775,000.00	03/16/2021 0.77%	1,774,112.50 1,774,112.50	96.66 2.66%	1,715,778.90 2,699.48	0.41% (58,333.60)	A2 A	1.80 1.76

City of Corona Consolidated

Holdings by Maturity



Account #10003

As of May 31, 2022

CUSIP	Security Description	Par Value/Units	Purchase Date Book Yield	Cost Value Book Value	Mkt Price Mkt YTM	Market Value Accrued Int.	% of Port. Gain/Loss	Moody S&P	Term (yrs) Duration
44935FAD6	Hyundai Auto Receivables Trust 2021-C A3 0.74% Due 5/15/2026	730,000.00	11/09/2021 0.75%	729,837.06 729,837.06	95.92 3.22%	700,216.00 240.09	0.17% (29,621.06)	NR AAA	1.83 1.67
89238JAC9	Toyota Auto Receivables Trust 2021-D A3 0.71% Due 4/15/2026	955,000.00	11/09/2021 0.71%	954,979.66 954,979.66	95.88 3.71%	915,691.25 301.36	0.22% (39,288.41)	NR AAA	1.84 1.39
43815GAC3	Honda Auto Receivables Trust 2021-4 A3 0.88% Due 1/21/2026	1,025,000.00	11/16/2021 0.89%	1,024,783.93 1,024,783.93	96.10 3.20%	985,044.48 250.56	0.24% (39,739.45)	Aaa NR	1.85 1.70
05602RAD3	BMW Vehicle Owner Trust 2022-A A3 3.21% Due 8/25/2026	1,065,000.00	05/10/2022 3.23%	1,064,944.62 1,064,944.62	99.89 3.28%	1,063,851.93 1,234.51	0.26% (1,092.69)	Aaa AAA	1.87 2.04
47789QAC4	John Deere Owner Trust 2021-B A3 0.52% Due 3/16/2026	1,290,000.00	07/13/2021 0.52%	1,289,884.93 1,289,884.93	95.16 3.53%	1,227,511.11 298.13	0.30% (62,373.82)	Aaa NR	1.88 1.63
912828X70	US Treasury Note 2% Due 4/30/2024	4,800,000.00	Various 1.84%	4,833,281.25 4,833,281.25	99.09 2.49%	4,756,123.20 8,347.82	1.15% (77,158.05)	Aaa AA+	1.92 1.86
362554AC1	GM Financial Securitized Term 2021-4 A3 0.68% Due 9/16/2026	780,000.00	10/13/2021 0.68%	779,980.11 779,980.11	96.24 3.15%	750,695.40 221.00	0.18% (29,284.71)	Aaa AAA	1.96 1.54
3130A1XJ2	FHLB Note 2.875% Due 6/14/2024	5,500,000.00	Various 1.95%	5,740,000.40 5,740,000.40	100.60 2.57%	5,532,763.51 73,352.43	1.35% (207,236.89)	Aaa AA+	2.04 1.94
912828XX3	US Treasury Note 2% Due 6/30/2024	4,900,000.00	Various 1.81%	4,942,253.91 4,942,253.91	98.90 2.55%	4,846,021.60 41,149.18	1.18% (96,232.31)	Aaa AA+	2.08 2.01
06367TQW3	Bank of Montreal Note 0.625% Due 7/9/2024	1,500,000.00	02/09/2022 1.89%	1,455,540.00 1,455,540.00	94.87 3.16%	1,423,108.50 3,697.92	0.34% (32,431.50)	A2 A-	2.11 2.06
79466LAG9	Salesforce.com Inc Callable Note Cont 7/15/2022 0.625% Due 7/15/2024	3,100,000.00	Various 0.92%	3,076,192.60 3,076,192.60	95.40 2.88%	2,957,322.50 7,319.44	0.72% (118,870.10)	A2 A+	2.13 2.08
380146AC4	GM Financial Auto Receivables 2022-1 A3 1.26% Due 11/16/2026	660,000.00	01/11/2022 1.27%	659,942.65 659,942.65	96.82 3.29%	639,020.59 346.50	0.15% (20,922.06)	NR AAA	2.13 1.58
43815BAC4	Honda Auto Receivables Trust 2022-1 A3 1.88% Due 5/15/2026	1,650,000.00	02/15/2022 1.89%	1,649,751.84 1,649,751.84	97.03 3.37%	1,600,917.47 1,378.67	0.39% (48,834.37)	Aaa AAA	2.17 2.02
69371RQ25	Paccar Financial Corp Note 2.15% Due 8/15/2024	715,000.00	08/08/2019 2.20%	713,419.85 713,419.85	98.15 3.02%	701,742.47 4,526.35	0.17% (11,677.38)	A1 A+	2.21 2.12

City of Corona Consolidated

Holdings by Maturity



Account #10003

As of May 31, 2022

CUSIP	Security Description	Par Value/Units	Purchase Date Book Yield	Cost Value Book Value	Mkt Price Mkt YTM	Market Value Accrued Int.	% of Port. Gain/Loss	Moody S&P	Term (yrs) Duration
912828D56	US Treasury Note 2.375% Due 8/15/2024	5,000,000.00	12/12/2019 1.75%	5,140,234.38 5,140,234.38	99.51 2.60%	4,975,390.00 34,772.10	1.21% (164,844.38)	Aaa AA+	2.21 2.12
448977AD0	Hyundai Auto Receivables Trust 2022-A A3 2.22% Due 10/15/2026	1,350,000.00	03/09/2022 2.23%	1,349,948.03 1,349,948.03	97.76 3.36%	1,319,723.56 1,332.00	0.32% (30,224.47)	NR AAA	2.26 2.00
3130A2UW4	FHLB Note 2.875% Due 9/13/2024	4,000,000.00	09/13/2019 1.79%	4,206,760.00 4,206,760.00	100.46 2.67%	4,018,212.00 24,916.67	0.98% (188,548.00)	Aaa AA+	2.29 2.18
13063DRK6	California State Taxable GO 2.4% Due 10/1/2024	3,385,000.00	10/16/2019 1.91%	3,462,753.45 3,462,753.45	98.31 3.15%	3,327,928.90 13,540.00	0.81% (134,824.55)	Aa2 AA-	2.34 2.24
47787JAC2	John Deere Owner Trust 2022-A A3 2.32% Due 9/16/2026	1,010,000.00	03/10/2022 2.34%	1,009,776.59 1,009,776.59	97.52 3.69%	984,937.86 1,041.42	0.24% (24,838.73)	Aaa NR	2.34 1.84
3135G0W66	FNMA Note 1.625% Due 10/15/2024	3,500,000.00	Various 1.21%	3,564,275.00 3,564,275.00	97.51 2.72%	3,412,769.50 7,267.36	0.83% (151,505.50)	Aaa AA+	2.38 2.30
9128283D0	US Treasury Note 2.25% Due 10/31/2024	4,000,000.00	11/07/2019 1.77%	4,090,468.75 4,090,468.75	99.07 2.65%	3,962,968.00 7,826.09	0.96% (127,500.75)	Aaa AA+	2.42 2.33
78015K7C2	Royal Bank of Canada Note 2.25% Due 11/1/2024	3,600,000.00	12/05/2019 2.26%	3,598,128.00 3,598,128.00	97.85 3.18%	3,522,520.80 6,750.00	0.85% (75,607.20)	A1 A	2.42 2.32
14913Q3B3	Caterpillar Finl Service Note 2.15% Due 11/8/2024	2,593,000.00	Various 1.88%	2,624,484.21 2,624,484.21	98.20 2.92%	2,546,359.71 3,561.77	0.62% (78,124.50)	A2 A	2.44 2.35
74153WCQ0	Prcoa Global Funding Note 1.15% Due 12/6/2024	1,975,000.00	12/01/2021 1.19%	1,972,965.75 1,972,965.75	95.03 3.22%	1,876,919.53 10,914.62	0.46% (96,046.22)	Aa3 AA-	2.52 2.43
3130AQF40	FHLB Note 1% Due 12/20/2024	4,300,000.00	12/21/2021 1.02%	4,297,205.00 4,297,205.00	95.87 2.68%	4,122,478.80 18,991.67	1.00% (174,726.20)	Aaa AA+	2.56 2.48
3135G0X24	FNMA Note 1.625% Due 1/7/2025	4,220,000.00	Various 1.30%	4,282,878.20 4,282,878.20	97.32 2.70%	4,106,760.52 27,430.00	1.00% (176,117.68)	Aaa AA+	2.61 2.51
89236TJT3	Toyota Motor Credit Corp Note 1.45% Due 1/13/2025	2,700,000.00	01/10/2022 1.50%	2,696,382.00 2,696,382.00	96.01 3.05%	2,592,202.50 15,007.50	0.63% (104,179.50)	A1 A+	2.62 2.52
64952WEK5	New York Life Global Note 1.45% Due 1/14/2025	3,745,000.00	01/11/2022 1.49%	3,740,955.40 3,740,955.40	95.82 3.12%	3,588,402.83 20,665.12	0.87% (152,552.57)	Aaa AA+	2.63 2.52
90331HPL1	US Bank NA Callable Note Cont 12/21/2024 2.05% Due 1/21/2025	4,145,000.00	01/16/2020 2.10%	4,136,171.15 4,136,171.15	97.10 3.20%	4,024,890.34 30,684.51	0.98% (111,280.81)	A1 AA-	2.65 2.52
3137EAEP0	FHLMC Note 1.5% Due 2/12/2025	6,575,000.00	02/13/2020 1.52%	6,569,937.25 6,569,937.25	96.78 2.75%	6,362,969.40 29,861.46	1.54% (206,967.85)	Aaa AA+	2.71 2.60

City of Corona Consolidated

Holdings by Maturity



Account #10003

As of May 31, 2022

CUSIP	Security Description	Par Value/Units	Purchase Date Book Yield	Cost Value Book Value	Mkt Price Mkt YTM	Market Value Accrued Int.	% of Port. Gain/Loss	Moody S&P	Term (yrs) Duration
912828ZC7	US Treasury Note 1.125% Due 2/28/2025	7,000,000.00	03/18/2020 0.81%	7,108,007.81 7,108,007.81	95.88 2.69%	6,711,250.00 19,901.49	1.62% (396,757.81)	Aaa AA+	2.75 2.67
91282CED9	US Treasury Note 1.75% Due 3/15/2025	7,000,000.00	04/05/2022 2.65%	6,823,085.94 6,823,085.94	97.43 2.71%	6,820,079.00 25,964.67	1.65% (3,006.94)	Aaa AA+	2.79 2.69
69371RR73	Paccar Financial Corp Note 2.85% Due 4/7/2025	2,970,000.00	03/31/2022 2.86%	2,969,227.80 2,969,227.80	99.07 3.19%	2,942,396.82 12,696.75	0.71% (26,830.98)	A1 A+	2.85 2.70
78016EZ59	Royal Bank of Canada Note 3.375% Due 4/14/2025	1,270,000.00	04/07/2022 3.39%	1,269,530.10 1,269,530.10	99.65 3.50%	1,265,589.29 5,595.94	0.31% (3,940.81)	A1 A	2.87 2.70
3135G03U5	FNMA Note 0.625% Due 4/22/2025	5,270,000.00	04/22/2020 0.67%	5,259,143.80 5,259,143.80	94.09 2.77%	4,958,342.74 3,568.23	1.20% (300,801.06)	Aaa AA+	2.90 2.83
06367WB85	Bank of Montreal Note 1.85% Due 5/1/2025	2,761,000.00	07/23/2021 0.85%	2,862,660.02 2,862,660.02	95.35 3.54%	2,632,674.24 4,256.54	0.64% (229,985.78)	A2 A-	2.92 2.80
14913R2V8	Caterpillar Financial Service Note 3.4% Due 5/13/2025	1,460,000.00	05/10/2022 3.44%	1,458,145.80 1,458,145.80	100.73 3.14%	1,470,625.88 2,482.00	0.36% 12,480.08	A2 A	2.95 2.78
02582JIT8	American Express Credit Trust 2022-2 A 3.39% Due 5/17/2027	2,765,000.00	05/17/2022 3.42%	2,764,388.38 2,764,388.38	100.51 3.23%	2,779,145.74 1,822.60	0.67% 14,757.36	NR AAA	2.96 2.77
46647PCH7	JP Morgan Chase & Co Callable Note Cont 6/1/2024 0.824% Due 6/1/2025	3,295,000.00	05/24/2021 0.92%	3,299,268.65 3,299,268.65	94.72 2.84%	3,120,915.27 13,575.40	0.76% (178,353.38)	A2 A-	3.01 2.91
63743HFE7	National Rural Utilities Note 3.45% Due 6/15/2025	940,000.00	04/27/2022 3.46%	939,746.20 939,746.20	99.99 3.45%	939,928.56 2,432.25	0.23% 182.36	A2 A-	3.04 2.86
3135G04Z3	FNMA Note 0.5% Due 6/17/2025	6,200,000.00	Various 0.51%	6,196,731.90 6,196,731.90	93.41 2.77%	5,791,277.40 14,122.22	1.40% (405,454.50)	Aaa AA+	3.05 2.98
46647PCK0	JP Morgan Chase & Co Callable Note Cont 6/23/2024 0.969% Due 6/23/2025	1,565,000.00	Various 1.05%	1,565,968.20 1,565,968.20	94.62 2.95%	1,480,831.17 6,655.68	0.36% (85,137.03)	A2 A-	3.07 2.97
3137EAEU9	FHLMC Note 0.375% Due 7/21/2025	6,300,000.00	Various 0.45%	6,277,899.60 6,277,899.60	92.86 2.76%	5,850,469.80 8,531.25	1.41% (427,429.80)	Aaa AA+	3.14 3.08
91282CAB7	US Treasury Note 0.25% Due 7/31/2025	6,000,000.00	03/12/2021 0.72%	5,879,062.50 5,879,062.50	92.43 2.76%	5,545,548.00 5,013.81	1.34% (333,514.50)	Aaa AA+	3.17 3.11
3135G05X7	FNMA Note 0.375% Due 8/25/2025	6,285,000.00	Various 0.46%	6,260,439.20 6,260,439.20	92.57 2.79%	5,818,118.78 6,285.00	1.41% (442,320.42)	Aaa AA+	3.24 3.17
3137EAEEX3	FHLMC Note 0.375% Due 9/23/2025	6,295,000.00	Various 0.44%	6,276,346.05 6,276,346.05	92.41 2.79%	5,816,894.75 4,458.96	1.40% (459,451.30)	Aaa AA+	3.32 3.25

City of Corona Consolidated

Holdings by Maturity



Account #10003

As of May 31, 2022

CUSIP	Security Description	Par Value/Units	Purchase Date Book Yield	Cost Value Book Value	Mkt Price Mkt YTM	Market Value Accrued Int.	% of Port. Gain/Loss	Moody S&P	Term (yrs) Duration
91282CAM3	US Treasury Note 0.25% Due 9/30/2025	3,200,000.00	03/29/2021 0.74%	3,130,375.00 3,130,375.00	92.01 2.78%	2,944,249.60 1,355.19	0.71% (186,125.40)	Aaa AA+	3.34 3.27
459058JL8	Intl. Bank Recon & Development Note 0.5% Due 10/28/2025	6,300,000.00	Various 0.59%	6,272,360.85 6,272,360.85	92.44 2.84%	5,824,009.80 2,887.50	1.41% (448,351.05)	Aaa AAA	3.41 3.33
91282CAT8	US Treasury Note 0.25% Due 10/31/2025	6,000,000.00	02/19/2021 0.53%	5,923,125.00 5,923,125.00	91.82 2.78%	5,508,984.00 1,304.35	1.33% (414,141.00)	Aaa AA+	3.42 3.36
3135G06G3	FNMA Note 0.5% Due 11/7/2025	6,300,000.00	Various 0.57%	6,279,895.00 6,279,895.00	92.56 2.79%	5,831,280.00 2,100.00	1.41% (448,615.00)	Aaa AA+	3.44 3.36
91282CAZ4	US Treasury Note 0.375% Due 11/30/2025	3,800,000.00	03/26/2021 0.77%	3,731,867.19 3,731,867.19	91.97 2.80%	3,494,962.60 38.93	0.84% (236,904.59)	Aaa AA+	3.50 3.43
40139LBC6	Guardian Life Glob Fun Note 0.875% Due 12/10/2025	3,000,000.00	Various 1.12%	2,969,700.00 2,969,700.00	90.80 3.68%	2,723,949.00 12,468.76	0.66% (245,751.00)	Aa2 AA+	3.53 3.40
66815L2A6	Northwestern Mutual Gbl Note 0.8% Due 1/14/2026	1,870,000.00	12/06/2021 1.47%	1,820,388.90 1,820,388.90	90.93 3.49%	1,700,396.61 5,693.11	0.41% (119,992.29)	Aaa AA+	3.63 3.50
3137BSRE5	FHLMC K059 A2 3.12% Due 9/25/2026	3,000,000.00	02/18/2022 1.98%	3,128,437.50 3,128,437.50	99.73 3.16%	2,992,014.00 7,800.00	0.72% (136,423.50)	NR AAA	3.82 3.89
4581X0DV7	Inter-American Dev Bank Note 0.875% Due 4/20/2026	6,390,000.00	04/13/2021 0.97%	6,360,733.80 6,360,733.80	92.57 2.91%	5,915,171.88 6,367.81	1.43% (445,561.92)	Aaa AAA	3.89 3.77
46647PBK1	JP Morgan Chase & Co Callable Note Cont 4/22/2025 2.083% Due 4/22/2026	1,000,000.00	05/20/2021 1.41%	1,037,330.00 1,037,330.00	95.07 3.59%	950,727.00 2,256.58	0.23% (86,603.00)	A2 A-	3.90 3.68
6174468Q5	Morgan Stanley Callable Note Cont 4/28/2025 2.188% Due 4/28/2026	1,600,000.00	05/18/2022 3.87%	1,511,376.00 1,511,376.00	95.42 3.61%	1,526,640.00 3,209.07	0.37% 15,264.00	A1 A-	3.91 3.69
023135BX3	Amazon.com Inc Callable Note Cont 4/12/2026 1% Due 5/12/2026	4,865,000.00	05/10/2021 1.09%	4,843,983.20 4,843,983.20	92.26 3.10%	4,488,604.68 2,567.64	1.08% (355,378.52)	A1 AA	3.95 3.82
91324PEC2	United Health Group Inc Callable Note Cont 4/15/2026 1.15% Due 5/15/2026	805,000.00	Various 1.08%	807,605.05 807,605.05	92.13 3.29%	741,625.57 411.44	0.18% (65,979.48)	A3 A+	3.96 3.81
89236TJK2	Toyota Motor Credit Corp Note 1.125% Due 6/18/2026	3,325,000.00	06/15/2021 1.13%	3,323,537.00 3,323,537.00	91.45 3.40%	3,040,652.65 16,936.72	0.74% (282,884.35)	A1 A+	4.05 3.88
06051GJD2	Bank of America Corp Callable Note Cont 6/19/2025 1.319% Due 6/19/2026	3,000,000.00	Various 1.39%	3,007,920.00 3,007,920.00	92.48 3.47%	2,774,445.00 17,806.50	0.67% (233,475.00)	A2 A-	4.05 3.86

City of Corona Consolidated

Holdings by Maturity



Account #10003

As of May 31, 2022

CUSIP	Security Description	Par Value/Units	Purchase Date Book Yield	Cost Value Book Value	Mkt Price Mkt YTM	Market Value Accrued Int.	% of Port. Gain/Loss	Moody S&P	Term (yrs) Duration
57629WDE7	Mass Mutual Global funding Note 1.2% Due 7/16/2026	2,272,000.00	08/10/2021 1.21%	2,271,369.92 2,271,369.92	91.00 3.56%	2,067,560.90 10,224.00	0.50% (203,809.02)	Aa3 AA+	4.13 3.94
3137BSP72	FHLMC K058 A2 2.653% Due 8/25/2026	1,500,000.00	11/12/2021 1.35%	1,586,425.78 1,586,425.78	97.98 3.15%	1,469,658.00 3,316.25	0.36% (116,767.78)	NR NR	4.15 3.90
91282CCW9	US Treasury Note 0.75% Due 8/31/2026	1,570,000.00	09/23/2021 0.90%	1,558,899.61 1,558,899.61	91.74 2.83%	1,440,291.31 2,975.75	0.35% (118,608.30)	Aaa AA+	4.25 4.12
58989V2D5	Met Tower Global Funding Note 1.25% Due 9/14/2026	1,715,000.00	09/07/2021 1.27%	1,713,422.20 1,713,422.20	90.29 3.72%	1,548,428.91 4,585.24	0.37% (164,993.29)	Aa3 AA-	4.29 4.09
931142ER0	Wal-Mart Stores Callable Note Cont 08/17/2026 1.05% Due 9/17/2026	785,000.00	09/08/2021 1.09%	783,516.35 783,516.35	91.82 3.10%	720,786.22 1,694.29	0.17% (62,730.13)	Aa2 AA	4.30 4.13
91282CCZ2	US Treasury Note 0.875% Due 9/30/2026	3,130,000.00	10/18/2021 1.19%	3,083,172.27 3,083,172.27	92.07 2.83%	2,881,922.46 4,639.41	0.70% (201,249.81)	Aaa AA+	4.34 4.19
91282CDG3	US Treasury Note 1.125% Due 10/31/2026	3,120,000.00	11/15/2021 1.25%	3,100,987.50 3,100,987.50	92.97 2.83%	2,900,626.56 3,052.17	0.70% (200,360.94)	Aaa AA+	4.42 4.25
59217GER6	Metlife Note 1.875% Due 1/11/2027	2,485,000.00	01/03/2022 1.90%	2,482,167.10 2,482,167.10	92.68 3.61%	2,303,023.45 18,119.79	0.56% (179,143.65)	Aa3 AA-	4.62 4.32
808513BY0	Charles Schwab Corp Callable Note Cont 2/3/2027 2.45% Due 3/3/2027	1,300,000.00	03/09/2022 2.73%	1,282,866.00 1,282,866.00	95.27 3.54%	1,238,541.20 7,785.56	0.30% (44,324.80)	A2 A	4.76 4.41
89114TZT2	Toronto-Dominion Bank Note 2.8% Due 3/10/2027	1,900,000.00	03/09/2022 2.97%	1,884,933.00 1,884,933.00	95.65 3.80%	1,817,338.60 11,970.00	0.44% (67,594.40)	A1 A	4.78 4.38
665859AW4	Northern Trust Company Callable Note Cont 4/10/2027 4% Due 5/10/2027	1,345,000.00	05/05/2022 4.04%	1,342,821.10 1,342,821.10	102.52 3.43%	1,378,876.52 3,138.33	0.33% 36,055.42	A2 A+	4.86 4.39
91324PEG3	United Health Group Inc Callable Note Cont 4/15/2027 3.7% Due 5/15/2027	1,365,000.00	05/17/2022 3.69%	1,365,638.40 1,365,638.40	101.02 3.47%	1,378,928.46 1,543.21	0.33% 13,290.06	A3 A+	4.88 4.43
TOTAL PORTFOLIO		424,667,592.04	1.29%	425,817,742.06	2.27%	413,438,205.05	100.00% (12,379,537.01)	Aa1 AA	1.87 1.79
TOTAL MARKET VALUE PLUS ACCRUED						414,544,421.97			

City of Corona Consolidated

Account #10003

Issuer Report

As of May 31, 2022



Issue Name	Par	Cost	Market Value	MVACC	% Portfolio
Local Agency Investment Fund	\$113,494,697.40	\$113,494,697.40	\$113,494,697.40	\$113,596,195.62	27.40%
Government of United States	\$72,970,000.00	\$72,979,104.32	\$70,136,045.93	\$70,378,183.51	16.98%
Federal Home Loan Mortgage Corp	\$41,287,320.48	\$41,805,080.78	\$40,207,648.94	\$40,311,161.66	9.72%
Federal National Mortgage Association	\$31,775,000.00	\$31,843,363.10	\$29,918,548.94	\$29,979,321.75	7.23%
Federal Home Loan Bank	\$22,300,000.00	\$22,891,820.40	\$22,222,289.81	\$22,425,712.05	5.41%
Inter-American Dev Bank	\$6,390,000.00	\$6,360,733.80	\$5,915,171.88	\$5,921,539.69	1.43%
Honda ABS	\$6,038,789.77	\$6,038,043.41	\$5,908,469.36	\$5,910,980.38	1.43%
Intl Bank Recon and Development	\$6,300,000.00	\$6,272,360.85	\$5,824,009.80	\$5,826,897.30	1.41%
Toyota Motor Corp	\$6,025,000.00	\$6,019,919.00	\$5,632,855.15	\$5,664,799.37	1.37%
JP Morgan Chase & Co	\$5,860,000.00	\$5,902,566.85	\$5,552,473.44	\$5,574,961.10	1.34%
Bank of America Corp	\$5,550,000.00	\$5,578,470.00	\$5,335,027.50	\$5,374,459.42	1.30%
Royal Bank of Canada	\$5,370,000.00	\$5,367,658.10	\$5,284,225.59	\$5,298,577.78	1.28%
Hyundai Auto Receivables	\$5,060,000.00	\$5,059,266.43	\$4,933,480.19	\$4,935,555.57	1.19%
Toyota ABS	\$4,916,219.11	\$4,915,462.77	\$4,806,175.88	\$4,806,980.43	1.16%
Amazon.com Inc	\$4,865,000.00	\$4,843,983.20	\$4,488,604.68	\$4,491,172.32	1.08%
GM Financial Automobile Leasing Trust	\$4,250,000.00	\$4,249,952.73	\$4,145,173.74	\$4,146,651.42	1.00%
Bank of Montreal Chicago	\$4,261,000.00	\$4,318,200.02	\$4,055,782.74	\$4,063,737.20	0.98%
US Bancorp	\$4,145,000.00	\$4,136,171.15	\$4,024,890.34	\$4,055,574.85	0.98%
Caterpillar Inc	\$4,053,000.00	\$4,082,630.01	\$4,016,985.59	\$4,023,029.36	0.97%
John Deere ABS	\$4,086,484.01	\$4,088,614.22	\$3,985,454.27	\$3,987,620.22	0.96%
Metlife Inc	\$4,200,000.00	\$4,195,589.30	\$3,851,452.36	\$3,874,157.39	0.93%
Paccar Financial	\$3,685,000.00	\$3,682,647.65	\$3,644,139.29	\$3,661,362.39	0.88%
New York Life Global Funding	\$3,745,000.00	\$3,740,955.40	\$3,588,402.83	\$3,609,067.95	0.87%
State of California	\$3,385,000.00	\$3,462,753.45	\$3,327,928.90	\$3,341,468.90	0.81%
Honda Motor Corporation	\$3,190,000.00	\$3,186,537.90	\$3,222,217.67	\$3,246,033.84	0.78%
Toronto Dominion Holdings	\$3,170,000.00	\$3,171,011.20	\$3,093,211.08	\$3,114,353.30	0.75%
Hyundai Auto Lease Securitization	\$3,105,000.00	\$3,104,688.37	\$3,029,622.88	\$3,030,522.79	0.73%
Charles Schwab Corp/The	\$3,075,000.00	\$3,056,978.50	\$2,954,320.10	\$2,964,805.14	0.72%
Salesforce.com Inc	\$3,100,000.00	\$3,076,192.60	\$2,957,322.50	\$2,964,641.94	0.72%
Verizon Owner Trust	\$2,816,980.52	\$2,816,462.97	\$2,784,083.72	\$2,784,738.45	0.67%

City of Corona Consolidated

Account #10003

Issuer Report

As of May 31, 2022



Issue Name	Par	Cost	Market Value	MVACC	% Portfolio
American Express ABS	\$2,765,000.00	\$2,764,388.38	\$2,779,145.74	\$2,780,968.34	0.67%
Guardian Life Global Funding	\$3,000,000.00	\$2,969,700.00	\$2,723,949.00	\$2,736,417.76	0.66%
Toyota Lease Owner Trust	\$2,565,000.00	\$2,564,596.27	\$2,512,861.25	\$2,514,397.40	0.61%
United Health Group Inc	\$2,170,000.00	\$2,173,243.45	\$2,120,554.03	\$2,122,508.68	0.51%
Mass Mutual Insurance	\$2,272,000.00	\$2,271,369.92	\$2,067,560.90	\$2,077,784.90	0.50%
Deere & Company	\$2,140,000.00	\$2,138,480.60	\$2,063,726.12	\$2,067,310.62	0.50%
Bank of New York	\$2,000,000.00	\$2,052,600.00	\$2,023,110.00	\$2,044,193.33	0.49%
BMW Vehicle Lease Trust	\$1,950,000.00	\$1,949,752.46	\$1,899,306.86	\$1,899,542.44	0.46%
Prudential Financial Inc	\$1,975,000.00	\$1,972,965.75	\$1,876,919.53	\$1,887,834.15	0.46%
Northwestern Mutual Gbl	\$1,870,000.00	\$1,820,388.90	\$1,700,396.61	\$1,706,089.72	0.41%
Morgan Stanley	\$1,600,000.00	\$1,511,376.00	\$1,526,640.00	\$1,529,849.07	0.37%
GM Financial Securitized Term Auto Trust	\$1,440,000.00	\$1,439,922.76	\$1,389,715.99	\$1,390,283.49	0.34%
Northern Trust Corp	\$1,345,000.00	\$1,342,821.10	\$1,378,876.52	\$1,382,014.85	0.33%
BMW ABS	\$1,065,000.00	\$1,064,944.62	\$1,063,851.93	\$1,065,086.44	0.26%
National Rural Utilities	\$940,000.00	\$939,746.20	\$939,928.56	\$942,360.81	0.23%
Nissan ABS	\$842,733.01	\$842,688.52	\$841,965.28	\$842,688.16	0.20%
Mercedes-Benz Auto Lease Trust	\$844,862.14	\$844,819.30	\$839,692.41	\$839,842.61	0.20%
Wal-Mart Stores	\$785,000.00	\$783,516.35	\$720,786.22	\$722,480.51	0.17%
Federated Govt Obligation Money Market Fund	\$628,505.60	\$628,505.60	\$628,505.60	\$628,505.60	0.15%
TOTAL	\$424,667,592.04	\$425,817,742.06	\$413,438,205.05	\$414,544,421.97	100.00%



Chandler Asset Management, Inc. ("Chandler") is an SEC registered investment adviser. For additional information about our firm, please see our current disclosures (Form ADV). To obtain a copy of our current disclosures, you may contact your client service representative by calling the number on the front of this statement or you may visit our website at www.chandlerasset.com.

Information contained in this monthly statement is confidential and is provided for informational purposes only and should not be construed as specific investment or legal advice. The information contained herein was obtained from sources believed to be reliable as of the date of this statement, but may become outdated or superseded at any time without notice.

Custody: Your qualified custodian bank maintains control of all assets reflected in this statement and we urge you to compare this statement to the one you receive from your qualified custodian. Chandler does not have any authority to withdraw or deposit funds from/to the custodian account.

Valuation: Prices are provided by IDC, an independent pricing source. In the event IDC does not provide a price or if the price provided is not reflective of fair market value, Chandler will obtain pricing from an alternative approved third party pricing source in accordance with our written valuation policy and procedures. Our valuation procedures are also disclosed in Item 5 of our Form ADV Part 2A.

Performance: Performance results are presented gross-of-advisory fees and represent the client's Total Return. The deduction of advisory fees lowers performance results. These results include the reinvestment of dividends and other earnings. Past performance may not be indicative of future results. Therefore, clients should not assume that future performance of any specific investment or investment strategy will be profitable or equal to past performance levels. All investment strategies have the potential for profit or loss. Economic factors, market conditions or changes in investment strategies, contributions or withdrawals may materially alter the performance and results of your portfolio.

Source ice Data Indices, LLC ("ICE"), used with permission. ICE PERMITS USE OF THE ICE INDICES AND RELATED DATA ON AN "AS IS" BASIS; ICE, ITS AFFILIATES AND THEIR RESPECTIVE THIRD PARTY SUPPLIERS DISCLAIM ANY AND ALL WARRANTIES AND REPRESENTATIONS, EXPRESS AND/OR IMPLIED, INCLUDING ANY WARRANTIES OF MERCHANTABILITY OR FITNESS FOR A PARTICULAR PURPOSE OR USE, INCLUDING THE INDICES, INDEX DATA AND ANY DATA INCLUDED IN, RELATED TO, OR DERIVED THEREFROM. NEITHER ICE DATA, ITS AFFILIATES OR THEIR RESPECTIVE THIRD PARTY PROVIDERS GUARANTEE THE QUALITY, ADEQUACY, ACCURACY, TIMELINESS OR COMPLETENESS OF THE INDICES OR THE INDEX DATA OR ANY COMPONENT THEREOF, AND THE INDICES AND INDEX DATA AND ALL COMPONENTS THEREOF ARE PROVIDED ON AN "AS IS" BASIS AND LICENSEE'S USE IS AT LICENSEE'S OWN RISK. ICE DATA, ITS AFFILIATES AND THEIR RESPECTIVE THIRD PARTY DO NOT SPONSOR, ENDORSE, OR RECOMMEND CHANDLER, OR ANY OF ITS PRODUCTS OR SERVICES.

Index returns assume reinvestment of all distributions. Historical performance results for investment indexes generally do not reflect the deduction of transaction and/or custodial charges or the deduction of an investment management fee, the incurrence of which would have the effect of decreasing historical performance results. It is not possible to invest directly in an index.

Ratings: Ratings information have been provided by Moody's, S&P and Fitch through data feeds we believe to be reliable as of the date of this statement, however we cannot guarantee its accuracy.

Security level ratings for U.S. Agency issued mortgage-backed securities ("MBS") reflect the issuer rating because the securities themselves are not rated. The issuing U.S. Agency guarantees the full and timely payment of both principal and interest and carries a AA+/Aaa/AAA by S&P, Moody's and Fitch respectively.



Benchmark Index	Disclosure
ICE BofA 1-5 Yr US Treasury & Agency Index	The ICE BofA 1-5 Year US Treasury & Agency Index tracks the performance of US dollar denominated US Treasury and nonsubordinated US agency debt issued in the US domestic market. Qualifying securities must have an investment grade rating (based on an average of Moody's, S&P and Fitch). Qualifying securities must have at least one year remaining term to final maturity and less than five years remaining term to final maturity, at least 18 months to maturity at time of issuance, a fixed coupon schedule, and a minimum amount outstanding of \$1 billion for sovereigns and \$250 million for agencies.

Portfolio Performance

May 31, 2022

Date	City of Corona	City of Corona Internal Account	City of Corona Consolidated Account
7/31/2006			
8/31/2006	0.744%	0.530%	0.633%
9/30/2006	0.559%	0.506%	0.533%
10/31/2006	0.585%	0.445%	0.517%
10/31/2006	0.585%	0.445%	0.517%
11/30/2006	0.655%	0.488%	0.573%
12/31/2006	-0.102%	0.203%	0.044%
1/31/2007	0.159%	0.350%	0.250%
2/28/2007	1.021%	0.604%	0.798%
3/31/2007	0.334%	0.407%	0.372%
4/30/2007	0.403%	0.415%	0.409%
5/31/2007	-0.330%	0.247%	-0.031%
6/30/2007	0.360%	0.413%	0.390%
7/31/2007	0.984%	0.429%	0.672%
8/31/2007	0.940%	0.464%	0.809%
9/30/2007	0.824%	0.415%	0.728%
10/31/2007	0.451%	0.410%	0.443%
11/30/2007	1.608%	0.401%	1.392%
12/31/2007	0.414%	0.404%	0.413%
1/31/2008	1.952%	0.388%	1.600%
2/29/2008	0.908%	0.329%	0.730%
3/31/2008	0.102%	0.321%	0.164%
4/30/2008	-0.683%	0.278%	-0.482%
5/31/2008	-0.519%	0.263%	-0.340%
6/30/2008	0.310%	0.237%	0.288%
7/31/2008	0.468%	0.237%	0.406%
8/31/2008	0.494%	0.232%	0.431%
9/30/2008	-0.920%	0.227%	-0.704%
10/31/2008	0.620%	0.231%	0.549%
11/30/2008	2.483%	0.208%	2.067%
12/31/2008	2.145%	0.206%	1.875%
1/31/2009	-0.248%	0.175%	-0.192%
2/28/2009	0.166%	0.141%	0.160%
3/31/2009	0.639%	0.153%	0.555%
4/30/2009	0.500%	0.132%	0.454%
5/31/2009	0.334%	0.134%	0.307%
6/30/2009	-0.121%	0.114%	-0.067%
7/31/2009	0.518%	0.089%	0.428%
8/31/2009	0.662%	0.074%	0.544%
9/30/2009	0.353%	0.062%	0.301%
10/31/2009	0.444%	0.054%	0.386%
11/30/2009	0.866%	0.050%	0.775%
12/31/2009	-1.061%	0.049%	-0.960%
1/31/2010	0.957%	0.048%	0.855%
2/28/2010	0.398%	0.041%	0.322%
3/31/2010	-0.270%	0.046%	-0.218%
4/30/2010	0.514%	0.048%	0.446%
5/31/2010	0.464%	0.047%	0.419%
6/30/2010	0.895%	0.042%	0.743%
7/31/2010	0.670%	0.049%	0.548%
8/31/2010	0.389%	0.043%	0.329%
9/30/2010	0.322%	0.041%	0.285%
10/31/2010	0.490%	0.041%	0.444%
11/30/2010	-0.447%	0.037%	-0.400%
12/31/2010	-0.424%	0.038%	-0.381%
1/31/2011	0.246%	0.038%	0.227%
2/28/2011	-0.060%	0.034%	-0.044%
3/31/2011	0.030%	0.037%	0.031%
4/30/2011	0.678%	0.050%	0.599%
5/31/2011	0.519%	0.036%	0.459%
6/30/2011	-0.059%	0.032%	-0.040%
7/31/2011	0.658%	0.046%	0.536%
8/31/2011	0.423%	0.031%	0.354%
9/30/2011	-0.178%	0.031%	-0.143%
10/31/2011	0.293%	0.035%	0.254%
11/30/2011	-0.053%	0.031%	-0.038%

Date	City of Corona	City of Corona Internal Account	City of Corona Consolidated Account
12/31/2011	0.307%	0.030%	0.264%
1/31/2012	0.542%	0.035%	0.466%
2/29/2012	-0.011%	0.030%	-0.002%
3/31/2012	-0.125%	0.032%	-0.095%
4/30/2012	0.449%	0.029%	0.372%
5/31/2012	0.072%	0.031%	0.064%
6/30/2012	0.107%	0.030%	0.089%
7/31/2012	0.431%	0.029%	0.332%
8/31/2012	0.181%	0.030%	0.151%
9/30/2012	0.046%	0.028%	0.042%
10/31/2012	-0.035%	0.028%	-0.024%
11/30/2012	0.243%	0.026%	0.210%
12/31/2012	-0.043%	0.028%	-0.034%
1/31/2013	-0.100%	0.023%	-0.084%
2/28/2013	0.218%	0.022%	0.185%
3/31/2013	0.056%	0.024%	0.052%
4/30/2013	0.225%	0.020%	0.213%
5/31/2013	-0.474%	0.022%	-0.442%
6/30/2013	-0.505%	0.020%	-0.424%
7/31/2013	0.280%	0.022%	0.240%
8/31/2013	-0.238%	0.023%	-0.200%
9/30/2013	0.493%	0.021%	0.438%
10/31/2013	0.339%	0.021%	0.305%
11/30/2013	0.150%	0.022%	0.137%
12/31/2013	-0.423%	0.025%	-0.379%
1/31/2014	0.483%	0.018%	0.434%
2/28/2014	0.175%	0.018%	0.148%
3/31/2014	-0.271%	0.020%	-0.228%
4/30/2014	0.274%	0.017%	0.239%
5/31/2014	0.380%	0.020%	0.338%
6/30/2014	-0.058%	0.019%	-0.047%
7/31/2014	-0.200%	0.019%	-0.157%
8/31/2014	0.289%	0.021%	0.242%
9/30/2014	-0.151%	0.020%	-0.124%
10/31/2014	0.392%	0.020%	0.333%
11/30/2014	0.320%	0.021%	0.273%
12/31/2014	-0.210%	0.023%	-0.175%
1/31/2015	0.961%	0.023%	0.800%
2/28/2015	-0.419%	0.020%	-0.297%
3/31/2015	0.404%	0.024%	0.325%
4/30/2015	0.035%	0.021%	0.032%
5/31/2015	0.082%	0.025%	0.071%
6/30/2015	-0.143%	0.024%	-0.105%
7/31/2015	0.166%	0.026%	0.131%
8/31/2015	-0.009%	0.028%	0.000%
9/30/2015	0.490%	0.027%	0.401%
10/31/2015	-0.089%	0.027%	-0.069%
11/30/2015	-0.240%	0.030%	-0.201%
12/31/2015	-0.085%	0.034%	-0.070%
1/31/2016	0.917%	0.034%	0.836%
2/29/2016	0.206%	0.036%	0.180%
3/31/2016	0.383%	0.043%	0.333%
4/30/2016	0.044%	0.041%	0.043%
5/31/2016	-0.121%	0.073%	-0.097%
6/30/2016	0.796%	0.048%	0.683%
7/31/2016	0.045%	0.020%	0.040%
8/31/2016	-0.215%	0.052%	-0.185%
9/30/2016	0.105%	0.053%	0.099%
10/31/2016	-0.128%	0.054%	-0.099%

Date	City of Corona	City of Corona Internal Account	City of Corona Consolidated Account
11/30/2016	-0.814%	0.055%	-0.696%
12/31/2016	0.063%	0.074%	0.064%
1/31/2017	0.177%	0.065%	0.163%
2/28/2017	0.203%	0.059%	0.175%
3/31/2017	0.092%	0.062%	0.086%
4/30/2017	0.330%	0.071%	0.282%
5/31/2017	0.236%	0.079%	0.205%
6/30/2017	-0.062%	0.081%	-0.036%
7/31/2017	0.305%	0.086%	0.259%
8/31/2017	0.304%	0.092%	0.269%
9/30/2017	-0.233%	0.092%	-0.181%
10/31/2017	-0.032%	0.094%	-0.007%
11/30/2017	-0.269%	0.096%	-0.213%
12/31/2017	0.026%	0.105%	0.036%
1/31/2018	-0.471%	0.123%	-0.382%
2/28/2018	-0.167%	0.108%	-0.108%
3/31/2018	0.219%	0.129%	0.201%
4/30/2018	-0.200%	0.154%	-0.132%
5/31/2018	0.467%	0.151%	0.405%
6/30/2018	-0.007%	0.151%	0.030%
7/31/2018	-0.005%	0.218%	0.043%
8/31/2018	0.458%	0.169%	0.419%
9/30/2018	-0.167%	0.168%	-0.123%
10/31/2018	0.039%	0.232%	0.062%
11/30/2018	0.384%	0.180%	0.357%
12/31/2018	0.968%	0.196%	0.882%
1/31/2019	0.514%	0.241%	0.477%
2/28/2019	0.166%	0.185%	0.169%
3/31/2019	0.774%	0.206%	0.670%
4/30/2019	0.192%	0.233%	0.200%
5/31/2019	0.822%	0.208%	0.704%
6/30/2019	0.687%	0.201%	0.612%
7/31/2019	-0.046%	0.235%	0.008%
8/31/2019	1.074%	0.199%	0.993%
9/30/2019	-0.144%	0.186%	-0.113%
10/31/2019	0.331%	0.218%	0.320%
11/30/2019	-0.005%	0.169%	0.008%
12/31/2019	0.194%	0.177%	0.193%
1/31/2020	0.845%	0.202%	0.804%
2/29/2020	1.016%	0.150%	0.911%
3/31/2020	0.494%	0.151%	0.461%
4/30/2020	0.757%	0.172%	0.707%
5/31/2020	0.513%	0.115%	0.480%
6/30/2020	0.284%	0.102%	0.272%
7/31/2020	0.259%	0.098%	0.238%
8/31/2020	0.049%	0.066%	0.051%
9/30/2020	0.012%	0.056%	0.016%
10/31/2020	-0.041%	0.060%	-0.034%
11/30/2020	0.137%	0.048%	0.133%
12/31/2020	0.164%	0.047%	0.159%
1/31/2021	-0.022%	0.049%	-0.018%
2/28/2021	-0.335%	0.031%	-0.299%
3/31/2021	-0.129%	0.031%	-0.117%
4/30/2021	0.212%	0.035%	0.195%
5/31/2021	0.228%	0.027%	0.213%
6/30/2021	-0.209%	0.022%	-0.181%
7/31/2021	0.329%	0.024%	0.283%
8/31/2021	-0.040%	0.019%	-0.029%
9/30/2021	-0.253%	0.017%	-0.208%
10/31/2021	-0.464%	0.026%	-0.378%
11/30/2021	-0.053%	0.017%	-0.041%
12/31/2021	-0.152%	0.018%	-0.120%
1/31/2022	-0.932%	0.025%	-0.739%
2/28/2022	-0.504%	0.021%	-0.372%
3/31/2022	-1.740%	0.031%	-1.247%
4/30/2022	-0.885%	0.048%	-0.635%
5/31/2022	0.580%	0.000%	0.446%

City of Corona Consolidated

Account #10003

Corona Supplemental

As of May 31, 2022



Investments	Par Value	Market Value	Book Value	% of Portfolio	Term	Days to Maturity	YTM
ABS	\$41,746,068.56	\$40,918,999.50	\$41,743,603.21	9.80%			
Agency	\$75,045,000.00	\$71,983,056.30	\$75,650,330.40	17.77%	1,559	1,011	3.761
CMO	\$20,317,320.48	\$20,365,431.39	\$20,889,933.88	4.91%			
Corporate	\$83,891,000.00	\$80,348,242.85	\$83,835,719.15	19.69%			
LAIF	\$113,494,697.40	\$113,494,697.40	\$113,494,697.40	26.65%	1	1	0.680
Money Market Fund	\$628,505.60	\$628,505.60	\$628,505.60	0.15%			
Municipal Bonds	\$3,385,000.00	\$3,327,928.90	\$3,462,753.45	0.81%			
Negotiable CD	\$500,000.00	\$496,115.50	\$500,000.00	0.12%	203	113	0.250
Supranational	\$12,690,000.00	\$11,739,181.68	\$12,633,094.65	2.97%			
US Treasury	\$72,970,000.00	\$70,136,045.93	\$72,979,104.32	17.14%	1,699	864	4.337
TOTAL PORTFOLIO	\$424,667,592.04	\$413,438,205.05	\$425,817,742.06	100.00%	1289	802	1.2196
AVERAGE DAILY BALANCE			\$402,932,346.00				