



City of Corona Investment Portfolio Report Month Ending July 31, 2023

In accordance with the City Investment Policy, a monthly investment report shall be filed with the City Council which provides a clear picture of the status of the current investments. The report for the month ending July 31, 2023 has been prepared by Chandler Asset Management. We hereby certify that this report accurately reflects all pooled investments and is in compliance with the City's Investment Policy. Combined with anticipated revenues, the portfolio contains sufficient investment liquidity to meet budgeted expenditures for the next six months.

SUBMITTED BY:

DocuSigned by:

Chad Willardson

AC0F9B8DE62B4FC...

Chad T. Willardson
City Treasurer

DocuSigned by:

Brett Channing

B677664CB5E54C0...

Brett Channing
Assistant City Manager

DocuSigned by:

Kim Sitton

AE0AA49B0BD44E7...

Kim Sitton
Finance Director

REVIEWED BY:

DS

EN

DocuSigned by:

Christine Thompson

C477487B2FB3438...

Christine Thompson
Accounting Manager

Investment Summary

	City's Investment	Pension Trust	Total Investment
Beginning balance June 30, 2023	\$ 513,924,113	\$ 32,721,061	\$ 546,645,174
Acquisitions / Additions:			
Agency Notes	54,547,321		54,547,321
US Corporate Notes	-		-
LAIF	19,300,000		19,300,000
Money Market Fund	50,658,179	45,033	50,703,212
	<u>\$ 124,505,500</u>	<u>\$ 45,033</u>	<u>\$ 124,550,533</u>
Dispositions / Withdrawals:			
Agency Notes	51,992,103		51,992,103
US Corporate Notes	1,364,400		1,364,400
LAIF	17,200,000		17,200,000
Money Market Fund	50,076,248	-	50,076,248
	<u>\$ 120,632,751</u>	<u>\$ -</u>	<u>\$ 120,632,751</u>
Gain/(Loss) on Dispositions	\$ (68,243)	\$ -	\$ (68,243)
Ending balance, July 31, 2023	<u>\$ 517,728,619</u>	<u>\$ 32,766,094</u>	<u>\$ 550,494,713</u>

City of Corona Consolidated

Account #10003

Portfolio Summary

As of July 31, 2023



PORTFOLIO CHARACTERISTICS

Average Modified Duration	1.60
Average Coupon	2.96%
Average Purchase YTM	2.81%
Average Market YTM	4.94%
Average S&P/Moody Rating	AA+/Aa1
Average Final Maturity	1.83 yrs
Average Life	1.67 yrs

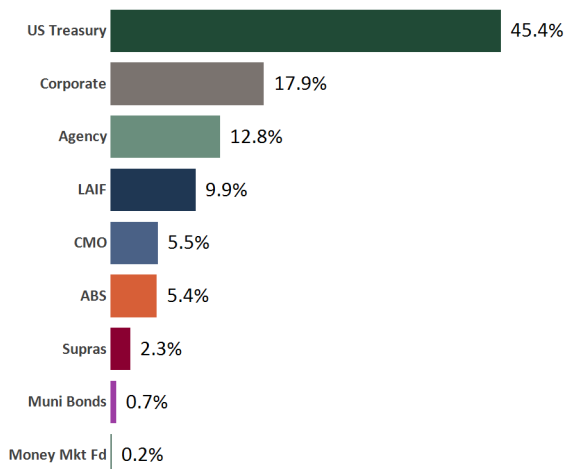
ACCOUNT SUMMARY

	Beg. Values as of 6/30/23	End Values as of 7/31/23
Market Value	495,996,061	500,418,938
Accrued Interest	2,478,481	2,121,640
Total Market Value	498,474,541	502,540,578
Income Earned	1,116,371	1,415,909
Cont/WD		2,100,000
Par	516,323,591	520,728,022
Book Value	513,924,113	517,728,619
Cost Value	513,924,113	517,728,619

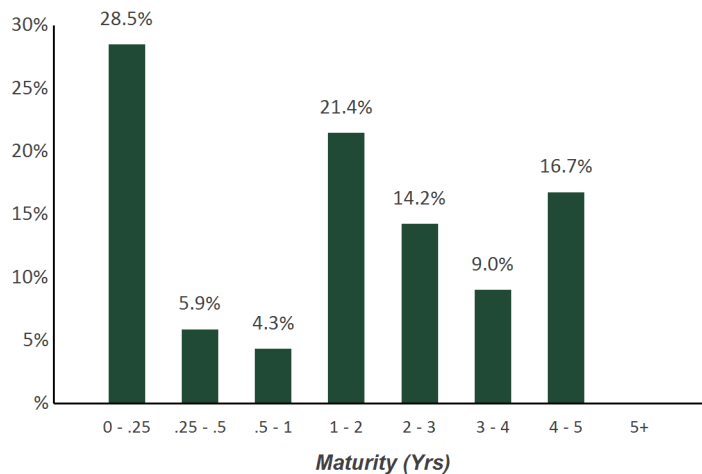
TOP ISSUERS

Government of United States	45.4%
Local Agency Investment Fund	9.9%
Federal Home Loan Mortgage Corp	9.0%
Federal National Mortgage Assoc	5.9%
Federal Home Loan Bank	2.7%
Inter-American Dev Bank	1.2%
Intl Bank Recon and Development	1.1%
Bank of America Corp	1.1%
Total	76.4%

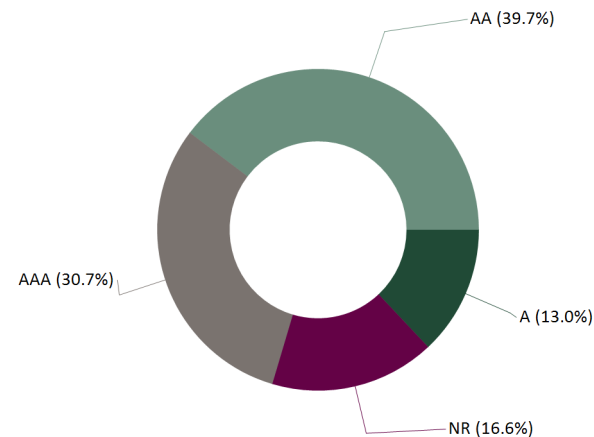
SECTOR ALLOCATION



MATURITY DISTRIBUTION



CREDIT QUALITY (S&P)



Statement of Compliance

As of July 31, 2023



City of Corona Consolidated

This portfolio is a consolidation of assets managed by Chandler Asset Management and assets managed internally by Client. Chandler relies on Client to provide accurate information for reporting assets and producing this compliance statement.

Investment Type	Minimum Rating	Max%	Max % Issuer	Max Maturity	Miscellaneous	Comment
U.S. Treasuries		100%		5 years		Complies
Federal Agencies		100%		5 years	20% max agency callable securities	Complies
Supranational Obligations	"AA" rating or higher by a NRSRO	30%	10%	5 years	Washington D.C. based issuers: IADB, IBRD, and IFC	Complies
Municipal Securities (CA, Local Agency)	"A" rating or higher by a NRSRO	25%	5%	5 years		Complies
Municipal Securities (CA, Other States)	"A" rating or higher by a NRSRO	25%	5%	5 years		Complies
Corporate Medium Term Notes	"A" rating category or higher by a NRSRO	30%	5%	5 years	U.S. domiciled corporations or U.S. licensed depository	Complies
Asset-Backed, Mortgage-Backed, Mortgage Pass-Through Securities, and Collateralized Mortgage Obligations (Non-Agency)	"AA" rating category or better by a NRSRO	20%	5%	5 years	Non-Government issued	Complies
Agency Mortgage Securities		100%		5 years		Complies
Negotiable Certificates of Deposit (NCD)	"A-1/P-1" or better short term debt rating; and "A2/A" or better long term debt rating;	20%	5%	3 years	May not exceed shareholder's equity of issuing bank or net worth of issuing S&L or Federal Association; Issued by a nationally or state chartered bank, a federal association, or a state licensed branch of a foreign owned bank (insured by federal government)	Complies
FDIC Insured Time Deposits (Non-negotiable CD)			5%			Complies
Collateralized Time Deposits (Non-negotiable CD)			5%			Complies
Banker's Acceptances		20%	25%	180 days		Complies
Commercial Paper	"A-1/P-1" rating for issuer's Commercial Paper; "A2/A" or higher rating on long term debt	40% if AUM >\$100 million (sunsetting 1/1/26)	5%	270 days	10% max of the outstanding commercial paper of any single issuer; U.S. domiciled corporations with assets > \$500 million	Complies
Money Market Mutual Funds	"AAA" or Highest rating by two NRSROs	20%	20%		Have an SEC registered investment adviser with > 5 years experience and AUM >\$500 million; 20% max combined Money Market Mutual Funds and Mutual Funds	Complies

Mutual Funds	"AAA" or Highest rating by two NRSROs	10%			Have an SEC registered investment adviser with > 5 years experience and AUM >\$500 million; 20% max combined Money Market Mutual Funds and Mutual Funds	<i>Complies</i>
Local Agency Investment Fund (LAIF)					Limit set by LAIF	<i>Complies</i>
Local Government Investment Pool						<i>Complies</i>
Repurchase Agreements		10%	5%	14 days	102% Collateralized	<i>Complies</i>
Max Per Issuer					5% max per issuer, unless otherwise specified in the policy, other than U.S. Government, its Agencies and instrumentalities, Money Market Mutual Funds, and LAIF	<i>Complies</i>
Maximum Maturity				5 years		<i>Complies</i>

City of Corona Consolidated

Account #10003

Holdings Report

As of July 31, 2023



CUSIP	Security Description	Par Value/Units	Purchase Date Book Yield	Cost Value Book Value	Mkt Price Mkt YTM	Market Value Accrued Int.	% of Port. Gain/Loss	Moody/S&P Fitch	Maturity Duration
ABS									
44891VAC5	Hyundai Auto Lease Trust 2021-B A3 0.33% Due 6/17/2024	347,635.86	06/08/2021 0.34%	347,583.72 347,583.72	99.70 4.84%	346,595.73 50.99	0.07% (987.99)	Aaa / AAA NR	0.88 0.07
43813DAC2	Honda Auto Receivables 2020-2 A3 0.82% Due 7/15/2024	54,035.67	05/18/2020 0.83%	54,031.42 54,031.42	99.66 5.55%	53,851.78 19.69	0.01% (179.64)	Aaa / AAA NR	0.96 0.07
43813KAC6	Honda Auto Receivables Trust 2020-3 A3 0.37% Due 10/18/2024	311,404.42	09/22/2020 0.38%	311,358.67 311,358.67	98.79 5.87%	307,644.84 41.61	0.06% (3,713.83)	NR / AAA AAA	1.22 0.22
36262XAC8	GM Financial Auto Lease Trust 2021-3 A2 0.39% Due 10/21/2024	1,139,649.62	08/10/2021 0.39%	1,139,634.12 1,139,634.12	98.86 5.68%	1,126,659.89 135.81	0.22% (12,974.23)	NR / AAA AAA	1.23 0.21
47787NAC3	John Deere Owner Trust 2020-B A3 0.51% Due 11/15/2024	51,922.31	07/14/2020 0.52%	51,914.40 51,914.40	99.44 5.09%	51,633.62 11.77	0.01% (280.78)	Aaa / NR AAA	1.30 0.12
09690AAC7	BMW Vehicle Lease Trust 2021-2 A3 0.33% Due 12/26/2024	339,955.78	09/08/2021 0.34%	339,920.70 339,920.70	99.03 5.61%	336,657.19 18.70	0.07% (3,263.51)	Aaa / NR AAA	1.41 0.18
89236XAC0	Toyota Auto Receivables 2020-D A3 0.35% Due 1/15/2025	206,941.31	10/06/2020 0.36%	206,902.75 206,902.75	99.10 5.75%	205,083.82 32.19	0.04% (1,818.93)	NR / AAA AAA	1.46 0.16
44891WAC3	Hyundai Auto Lease Trust 2022-A A3 1.16% Due 1/15/2025	1,193,104.95	01/11/2022 1.16%	1,193,078.58 1,193,078.58	98.57 5.74%	1,176,013.72 615.11	0.23% (17,064.86)	Aaa / AAA NR	1.46 0.31
92290BAA9	Verizon Owner Trust 2020-B A 0.47% Due 2/20/2025	197,389.12	08/04/2020 0.48%	197,347.66 197,347.66	99.47 5.13%	196,349.08 28.35	0.04% (998.58)	Aaa / NR AAA	1.56 0.11
89238LAC4	Toyota Lease Owner Trust 2022-A A3 1.96% Due 2/20/2025	2,565,000.00	02/23/2022 1.98%	2,564,596.27 2,564,596.27	98.13 5.93%	2,516,996.03 1,536.15	0.50% (47,600.24)	NR / AAA AAA	1.56 0.47
36265MAC9	GM Financial Auto Lease Trust 2022-1 A3 1.9% Due 3/20/2025	2,105,000.00	02/15/2022 1.91%	2,104,981.90 2,104,981.90	98.41 5.79%	2,071,437.88 1,222.07	0.41% (33,544.02)	Aaa / NR AAA	1.64 0.41
05601XAC3	BMW Vehicle Lease Trust 2022-1 A3 1.1% Due 3/25/2025	721,417.68	01/11/2022 1.11%	721,309.82 721,309.82	98.49 5.71%	710,556.02 132.26	0.14% (10,753.80)	NR / AAA AAA	1.65 0.32
43813GAC5	Honda Auto Receivables Trust 2021-1 A3 0.27% Due 4/21/2025	277,683.05	02/17/2021 0.27%	277,677.97 277,677.97	97.95 5.74%	271,980.83 20.83	0.05% (5,697.14)	Aaa / NR AAA	1.73 0.37
44891RAC4	Hyundai Auto Receivables Trust 2020-C A3 0.38% Due 5/15/2025	502,579.56	10/20/2020 0.39%	502,463.83 502,463.83	98.35 5.91%	494,304.59 84.88	0.10% (8,159.24)	NR / AAA AAA	1.79 0.30

City of Corona Consolidated

Holdings Report



Account #10003

As of July 31, 2023

CUSIP	Security Description	Par Value/Units	Purchase Date Book Yield	Cost Value Book Value	Mkt Price Mkt YTM	Market Value Accrued Int.	% of Port. Gain/Loss	Moody/S&P Fitch	Maturity Duration
ABS									
89240BAC2	Toyota Auto Receivables Owners 2021-A A3 0.26% Due 5/15/2025	1,017,443.22	02/02/2021 0.27%	1,017,254.39 1,017,254.39	98.04 5.69%	997,455.56 117.57	0.20% (19,798.83)	Aaa / NR AAA	1.79 0.36
44933LAC7	Hyundai Auto Receivables Trust 2021-A A3 0.38% Due 9/15/2025	719,970.15	04/20/2021 0.38%	719,894.42 719,894.42	97.55 5.94%	702,338.81 121.59	0.14% (17,555.61)	NR / AAA AAA	2.13 0.44
43815GAC3	Honda Auto Receivables Trust 2021-4 A3 0.88% Due 1/21/2026	999,274.89	11/16/2021 0.89%	999,064.24 999,064.24	96.34 5.78%	962,658.46 244.27	0.19% (36,405.78)	Aaa / NR AAA	2.48 0.75
47789QAC4	John Deere Owner Trust 2021-B A3 0.52% Due 3/16/2026	1,066,842.13	07/13/2021 0.52%	1,066,746.97 1,066,746.97	96.03 6.04%	1,024,505.57 246.56	0.20% (42,241.40)	Aaa / NR AAA	2.63 0.72
89238JAC9	Toyota Auto Receivables Trust 2021-D A3 0.71% Due 4/15/2026	933,091.67	11/09/2021 0.71%	933,071.80 933,071.80	96.19 5.87%	897,526.88 294.44	0.18% (35,544.92)	NR / AAA AAA	2.71 0.74
44935FAD6	Hyundai Auto Receivables Trust 2021-C A3 0.74% Due 5/15/2026	713,825.84	11/09/2021 0.75%	713,666.51 713,666.51	96.37 5.85%	687,898.26 234.77	0.14% (25,768.25)	NR / AAA AAA	2.79 0.71
43815BAC4	Honda Auto Receivables Trust 2022-1 A3 1.88% Due 5/15/2026	1,650,000.00	02/15/2022 1.89%	1,649,751.84 1,649,751.84	95.90 5.78%	1,582,358.27 1,378.67	0.32% (67,393.57)	Aaa / AAA NR	2.79 1.06
05602RAD3	BMW Vehicle Owner Trust 2022-A A3 3.21% Due 8/25/2026	1,065,000.00	05/10/2022 3.23%	1,064,944.62 1,064,944.62	97.48 5.62%	1,038,200.34 569.78	0.21% (26,744.28)	Aaa / AAA NR	3.07 1.06
362554AC1	GM Financial Securitized Term 2021-4 A3 0.68% Due 9/16/2026	753,638.30	10/13/2021 0.68%	753,619.08 753,619.08	95.88 5.90%	722,613.27 213.53	0.14% (31,005.81)	Aaa / AAA NR	3.13 0.79
47787JAC2	John Deere Owner Trust 2022-A A3 2.32% Due 9/16/2026	1,010,000.00	03/10/2022 2.34%	1,009,776.59 1,009,776.59	96.55 5.82%	975,165.10 1,041.42	0.19% (34,611.49)	Aaa / NR AAA	3.13 0.99
448977AD0	Hyundai Auto Receivables Trust 2022-A A3 2.22% Due 10/15/2026	1,350,000.00	03/09/2022 2.23%	1,349,948.03 1,349,948.03	96.42 5.58%	1,301,609.26 1,332.00	0.26% (48,338.77)	NR / AAA AAA	3.21 1.08
380146AC4	GM Financial Auto Receivables 2022-1 A3 1.26% Due 11/16/2026	660,000.00	01/11/2022 1.27%	659,942.65 659,942.65	95.78 5.92%	632,146.03 346.50	0.13% (27,796.62)	NR / AAA AAA	3.30 0.91
02582JIT8	American Express Credit Trust 2022-2 A 3.39% Due 5/17/2027	2,765,000.00	05/17/2022 3.42%	2,764,388.38 2,764,388.38	96.77 5.35%	2,675,613.08 4,165.93	0.53% (88,775.30)	NR / AAA AAA	3.80 1.69

City of Corona Consolidated

Holdings Report



Account #10003

As of July 31, 2023

CUSIP	Security Description	Par Value/Units	Purchase Date Book Yield	Cost Value Book Value	Mkt Price Mkt YTM	Market Value Accrued Int.	% of Port. Gain/Loss	Moody/S&P Fitch	Maturity Duration
ABS									
92348KAV5	Verizon Master Trust 2022-5 A1A 3.72% Due 7/20/2027	1,150,000.00	08/02/2022 3.75%	1,149,949.40 1,149,949.40	99.05 5.09%	1,139,023.25 1,307.17	0.23% (10,926.15)	NR / AAA AAA	3.97 1.02
47800CAC0	John Deere Owner Trust 2023-A A3 5.01% Due 11/15/2027	1,880,000.00	02/22/2023 5.07%	1,879,657.46 1,879,657.46	99.14 5.48%	1,863,895.92 4,186.13	0.37% (15,761.54)	Aaa / NR AAA	4.30 2.08
Total ABS		27,747,805.53	1.89%	27,744,478.19	5.68%	27,068,773.08 19,750.74	5.39% (675,705.11)	Aaa / AAA AAA	2.57 0.83
AGENCY									
3130A1XJ2	FHLB Note 2.875% Due 6/14/2024	5,500,000.00	Various 1.95%	5,740,000.40 5,740,000.40	97.83 5.46%	5,380,754.51 20,644.10	1.07% (359,245.89)	Aaa / AA+ NR	0.87 0.84
3130A2UW4	FHLB Note 2.875% Due 9/13/2024	4,000,000.00	09/13/2019 1.79%	4,206,760.00 4,206,760.00	97.28 5.42%	3,891,116.00 44,083.33	0.78% (315,644.00)	Aaa / AA+ AAA	1.12 1.07
3135G0W66	FNMA Note 1.625% Due 10/15/2024	3,500,000.00	Various 1.21%	3,564,275.00 3,564,275.00	95.71 5.34%	3,350,000.50 16,746.52	0.67% (214,274.50)	Aaa / AA+ AAA	1.21 1.16
3130AQF40	FHLB Note 1% Due 12/20/2024	4,300,000.00	12/21/2021 1.02%	4,297,205.00 4,297,205.00	94.36 5.27%	4,057,424.10 4,897.22	0.81% (239,780.90)	Aaa / AA+ AAA	1.39 1.34
3135G0X24	FNMA Note 1.625% Due 1/7/2025	4,220,000.00	Various 1.30%	4,282,878.20 4,282,878.20	95.12 5.20%	4,014,215.92 4,571.67	0.80% (268,662.28)	Aaa / AA+ AAA	1.44 1.38
3137EAEP0	FHLMC Note 1.5% Due 2/12/2025	6,575,000.00	02/13/2020 1.52%	6,569,937.25 6,569,937.25	94.72 5.13%	6,227,741.38 46,298.96	1.25% (342,195.87)	Aaa / AA+ AAA	1.54 1.47
3135G03U5	FNMA Note 0.625% Due 4/22/2025	5,270,000.00	04/22/2020 0.67%	5,259,143.80 5,259,143.80	92.70 5.10%	4,885,158.25 9,057.81	0.97% (373,985.55)	Aaa / AA+ AAA	1.73 1.67
3135G04Z3	FNMA Note 0.5% Due 6/17/2025	6,200,000.00	Various 0.51%	6,196,731.90 6,196,731.90	92.03 5.00%	5,705,860.00 3,788.89	1.14% (490,871.90)	Aaa / AA+ AAA	1.88 1.82
3137EAEU9	FHLMC Note 0.375% Due 7/21/2025	6,300,000.00	Various 0.45%	6,277,899.60 6,277,899.60	91.54 4.93%	5,766,875.10 656.25	1.15% (511,024.50)	Aaa / AA+ AAA	1.98 1.92
3135G05X7	FNMA Note 0.375% Due 8/25/2025	6,285,000.00	Various 0.46%	6,260,439.20 6,260,439.20	91.18 4.91%	5,730,851.55 10,213.13	1.14% (529,587.65)	Aaa / AA+ AAA	2.07 2.01
3137EAEX3	FHLMC Note 0.375% Due 9/23/2025	6,295,000.00	Various 0.44%	6,276,346.05 6,276,346.05	90.98 4.85%	5,727,342.08 8,393.34	1.14% (549,003.97)	Aaa / AA+ AAA	2.15 2.08
3135G06G3	FNMA Note 0.5% Due 11/7/2025	6,300,000.00	Various 0.57%	6,279,895.00 6,279,895.00	90.76 4.86%	5,717,709.91 7,350.00	1.14% (562,185.09)	Aaa / AA+ AAA	2.27 2.20

City of Corona Consolidated

Holdings Report



Account #10003

As of July 31, 2023

CUSIP	Security Description	Par Value/Units	Purchase Date Book Yield	Cost Value Book Value	Mkt Price Mkt YTM	Market Value Accrued Int.	% of Port. Gain/Loss	Moody/S&P Fitch	Maturity Duration
AGENCY									
880591EZ1	Tennessee Valley Authority Note 3.875% Due 3/15/2028	3,500,000.00	05/04/2023 3.56%	3,548,755.00 3,548,755.00	98.42 4.26%	3,444,532.00 45,585.07	0.69% (104,223.00)	Aaa / AA+ AAA	4.63 4.13
Total Agency		68,245,000.00	1.08%	68,760,266.40	5.05%	63,899,581.30 222,286.29	12.76% (4,860,685.10)	Aaa / AA+ AAA	1.85 1.76
CMO									
3137B7MZ9	FHLMC K036 A2 3.527% Due 10/25/2023	845,407.94	05/16/2019 2.57%	878,365.65 878,365.65	99.46 5.59%	840,817.37 496.96	0.17% (37,548.28)	Aaa / NR AAA	0.24 0.15
3137BSP72	FHLMC K058 A2 2.653% Due 8/25/2026	1,500,000.00	11/12/2021 1.35%	1,586,425.78 1,586,425.78	93.58 4.93%	1,403,653.50 3,316.25	0.28% (182,772.28)	NR / NR AAA	3.07 2.83
3137BSRE5	FHLMC K059 A2 3.12% Due 9/25/2026	3,000,000.00	02/18/2022 1.98%	3,128,437.50 3,128,437.50	94.80 4.94%	2,843,970.00 7,800.00	0.57% (284,467.50)	NR / AAA AAA	3.16 2.84
3137FBBX3	FHLMC K068 A2 3.244% Due 8/25/2027	2,650,000.00	11/02/2022 4.79%	2,482,408.20 2,482,408.20	94.16 4.84%	2,495,343.35 7,163.83	0.50% 12,935.15	Aaa / NR NR	4.07 3.65
3137FEBQ2	FHLMC K072 A2 3.444% Due 12/25/2027	4,690,000.00	07/20/2023 4.60%	4,471,072.27 4,471,072.27	94.69 4.80%	4,440,848.44 13,460.30	0.89% (30,223.83)	NR / NR AAA	4.41 3.92
3137F4D41	FHLMC K074 A2 3.6% Due 1/25/2028	3,000,000.00	03/16/2023 4.93%	2,911,054.69 2,911,054.69	95.26 4.78%	2,857,920.00 1,800.00	0.57% (53,134.69)	NR / NR AAA	4.49 3.97
3137FETN0	FHLMC K073 A2 3.35% Due 1/25/2028	6,000,000.00	Various 4.55%	5,707,999.69 5,707,999.69	94.30 4.79%	5,657,772.00 3,350.00	1.13% (50,227.69)	NR / NR AAA	4.49 3.98
3137FG6X8	FHLMC K077 A2 3.85% Due 5/25/2028	5,320,000.00	Various 4.60%	5,229,125.01 5,229,125.01	96.19 4.74%	5,117,536.76 3,413.66	1.02% (111,588.25)	NR / NR AAA	4.82 4.22
3137FGR31	FHLMC K078 A2 3.854% Due 6/25/2028	1,997,000.00	06/22/2023 4.42%	1,951,677.46 1,951,677.46	96.21 4.73%	1,921,359.63 1,282.74	0.38% (30,317.83)	NR / NR AAA	4.91 4.25
Total CMO		29,002,407.94	4.09%	28,346,566.25	4.83%	27,579,221.05 42,083.74	5.50% (767,345.20)	Aaa / AAA AAA	4.19 3.71

City of Corona Consolidated

Holdings Report



Account #10003

As of July 31, 2023

CUSIP	Security Description	Par Value/Units	Purchase Date Book Yield	Cost Value Book Value	Mkt Price Mkt YTM	Market Value Accrued Int.	% of Port. Gain/Loss	Moody/S&P Fitch	Maturity Duration
CORPORATE									
79466LAG9	Salesforce.com Inc Callable Note Cont 7/15/2022 0.625% Due 7/15/2024	3,100,000.00	Various 0.92%	3,076,192.60 3,076,192.60	95.53 5.49%	2,961,547.80 861.11	0.59% (114,644.80)	A2 / A+ NR	0.96 0.93
78015K7C2	Royal Bank of Canada Note 2.25% Due 11/1/2024	3,600,000.00	12/05/2019 2.26%	3,598,128.00 3,598,128.00	96.09 5.53%	3,459,132.00 20,250.00	0.69% (138,996.00)	A1 / A AA-	1.26 1.20
14913Q3B3	Caterpillar Finl Service Note 2.15% Due 11/8/2024	2,593,000.00	Various 1.88%	2,624,484.21 2,624,484.21	96.12 5.35%	2,492,425.31 12,853.36	0.50% (132,058.90)	A2 / A A+	1.28 1.22
74153WCQ0	Pricoa Global Funding Note 1.15% Due 12/6/2024	1,975,000.00	12/01/2021 1.19%	1,972,965.75 1,972,965.75	93.88 5.94%	1,854,135.93 3,469.97	0.37% (118,829.82)	Aa3 / AA- AA-	1.35 1.30
89236TJT3	Toyota Motor Credit Corp Note 1.45% Due 1/13/2025	2,700,000.00	01/10/2022 1.50%	2,696,382.00 2,696,382.00	94.70 5.29%	2,556,978.30 1,957.50	0.51% (139,403.70)	A1 / A+ A+	1.46 1.40
64952WEK5	New York Life Global Note 1.45% Due 1/14/2025	3,745,000.00	01/11/2022 1.49%	3,740,955.40 3,740,955.40	94.26 5.62%	3,530,096.92 2,564.28	0.70% (210,858.48)	Aaa / AA+ AAA	1.46 1.40
90331HPL1	US Bank NA Callable Note Cont 12/21/2024 2.05% Due 1/21/2025	4,145,000.00	01/16/2020 2.10%	4,136,171.15 4,136,171.15	94.85 5.75%	3,931,648.56 2,360.35	0.78% (204,522.59)	A2 / A+ A+	1.48 1.42
69371RR73	Paccar Financial Corp Note 2.85% Due 4/7/2025	2,970,000.00	03/31/2022 2.86%	2,969,227.80 2,969,227.80	96.10 5.30%	2,854,226.43 26,804.25	0.57% (115,001.37)	A1 / A+ NR	1.69 1.60
78016EZ59	Royal Bank of Canada Note 3.375% Due 4/14/2025	1,270,000.00	04/07/2022 3.39%	1,269,530.10 1,269,530.10	96.46 5.58%	1,225,031.84 12,739.69	0.25% (44,498.26)	A1 / A AA-	1.71 1.61
06367WB85	Bank of Montreal Note 1.85% Due 5/1/2025	2,761,000.00	07/23/2021 0.85%	2,862,660.02 2,862,660.02	93.83 5.60%	2,590,629.73 12,769.63	0.52% (272,030.29)	A2 / A- AA-	1.75 1.67
14913R2V8	Caterpillar Financial Service Note 3.4% Due 5/13/2025	1,460,000.00	05/10/2022 3.44%	1,458,145.80 1,458,145.80	97.02 5.16%	1,416,562.08 10,755.33	0.28% (41,583.72)	A2 / A A+	1.79 1.69
46647PCH7	JP Morgan Chase & Co Callable Note Cont 6/1/2024 0.824% Due 6/1/2025	3,295,000.00	05/24/2021 2.03%	3,299,268.65 3,299,268.65	95.65 5.97%	3,151,746.58 4,525.13	0.63% (147,522.07)	A1 / A- AA-	1.84 1.75
63743HFE7	National Rural Utilities Note 3.45% Due 6/15/2025	940,000.00	04/27/2022 3.46%	939,746.20 939,746.20	96.39 5.50%	906,048.14 4,143.83	0.18% (33,698.06)	A2 / A- A	1.88 1.77
46647PCK0	JP Morgan Chase & Co Callable Note Cont 6/23/2024 0.969% Due 6/23/2025	1,565,000.00	Various 2.17%	1,565,968.20 1,565,968.20	95.49 5.99%	1,494,412.24 1,600.73	0.30% (71,555.96)	A1 / A- AA-	1.90 1.81
66815L2J7	Northwestern Mutual Glbl Note 4% Due 7/1/2025	2,350,000.00	06/27/2022 4.01%	2,349,201.00 2,349,201.00	97.09 5.62%	2,281,511.60 7,833.33	0.46% (67,689.40)	Aaa / AA+ AAA	1.92 1.81

City of Corona Consolidated

Holdings Report



Account #10003

As of July 31, 2023

CUSIP	Security Description	Par Value/Units	Purchase Date Book Yield	Cost Value Book Value	Mkt Price Mkt YTM	Market Value Accrued Int.	% of Port. Gain/Loss	Moody/S&P Fitch	Maturity Duration
CORPORATE									
40139LBC6	Guardian Life Glob Fun Note 0.875% Due 12/10/2025	3,000,000.00	Various 1.12%	2,969,700.00 2,969,700.00	89.36 5.76%	2,680,776.00 3,718.76	0.53% (288,924.00)	Aa1 / AA+ NR	2.36 2.27
66815L2A6	Northwestern Mutual Glbl Note 0.8% Due 1/14/2026	1,870,000.00	12/06/2021 1.47%	1,820,388.90 1,820,388.90	89.47 5.44%	1,673,171.28 706.44	0.33% (147,217.62)	Aaa / AA+ AAA	2.46 2.37
46647PBK1	JP Morgan Chase & Co Callable Note Cont 4/22/2025 2.083% Due 4/22/2026	1,000,000.00	05/20/2021 2.29%	1,037,330.00 1,037,330.00	94.04 5.75%	940,419.00 5,728.25	0.19% (96,911.00)	A1 / A- AA-	2.73 1.65
6174468Q5	Morgan Stanley Callable Note Cont 4/28/2025 2.188% Due 4/28/2026	1,600,000.00	05/18/2022 4.99%	1,511,376.00 1,511,376.00	94.09 5.79%	1,505,392.00 9,043.73	0.30% (5,984.00)	A1 / A- A+	2.75 1.66
023135BX3	Amazon.com Inc Callable Note Cont 4/12/2026 1% Due 5/12/2026	4,865,000.00	05/10/2021 1.09%	4,843,983.20 4,843,983.20	90.30 4.77%	4,392,905.26 10,675.97	0.88% (451,077.94)	A1 / AA AA-	2.78 2.68
91324PEC2	United Health Group Inc Callable Note Cont 4/15/2026 1.15% Due 5/15/2026	805,000.00	Various 1.08%	807,605.05 807,605.05	90.53 4.82%	728,772.14 1,954.36	0.15% (78,832.91)	A2 / A+ A	2.79 2.68
89236TJK2	Toyota Motor Credit Corp Note 1.125% Due 6/18/2026	3,325,000.00	06/15/2021 1.13%	3,323,537.00 3,323,537.00	89.88 4.94%	2,988,529.95 4,467.97	0.60% (335,007.05)	A1 / A+ A+	2.88 2.77
06051GJD2	Bank of America Corp Callable Note Cont 6/19/2025 1.319% Due 6/19/2026	3,000,000.00	Various 2.28%	3,007,920.00 3,007,920.00	91.87 5.94%	2,756,004.00 4,616.50	0.55% (251,916.00)	A1 / A- AA-	2.89 1.81
57629WDE7	Mass Mutual Global funding Note 1.2% Due 7/16/2026	2,272,000.00	08/10/2021 1.21%	2,271,369.92 2,271,369.92	88.50 5.46%	2,010,676.84 1,136.00	0.40% (260,693.08)	Aa3 / AA+ AA+	2.96 2.83
58989V2D5	Met Tower Global Funding Note 1.25% Due 9/14/2026	1,715,000.00	09/07/2021 1.27%	1,713,422.20 1,713,422.20	87.61 5.64%	1,502,444.62 8,158.16	0.30% (210,977.58)	Aa3 / AA- AA-	3.13 2.97
931142ER0	Wal-Mart Stores Callable Note Cont 08/17/2026 1.05% Due 9/17/2026	785,000.00	09/08/2021 1.09%	783,516.35 783,516.35	89.60 4.66%	703,380.41 3,068.04	0.14% (80,135.94)	Aa2 / AA AA	3.13 3.00
59217GER6	Metlife Note 1.875% Due 1/11/2027	2,485,000.00	01/03/2022 1.90%	2,482,167.10 2,482,167.10	89.13 5.37%	2,214,808.44 2,588.54	0.44% (267,358.66)	Aa3 / AA- AA-	3.45 3.25
808513BY0	Charles Schwab Corp Callable Note Cont 2/3/2027 2.45% Due 3/3/2027	1,300,000.00	03/09/2022 2.73%	1,282,866.00 1,282,866.00	90.32 5.46%	1,174,148.30 13,093.89	0.24% (108,717.70)	A2 / A- A	3.59 3.32
89114TZT2	Toronto-Dominion Bank Note 2.8% Due 3/10/2027	1,900,000.00	03/09/2022 2.97%	1,884,933.00 1,884,933.00	91.89 5.30%	1,745,970.80 20,836.67	0.35% (138,962.20)	A1 / A NR	3.61 3.32

City of Corona Consolidated

Holdings Report



Account #10003

As of July 31, 2023

CUSIP	Security Description	Par Value/Units	Purchase Date Book Yield	Cost Value Book Value	Mkt Price Mkt YTM	Market Value Accrued Int.	% of Port. Gain/Loss	Moody/S&P Fitch	Maturity Duration
CORPORATE									
06051GHT9	Bank of America Corp Callable Note 1X 4/23/2026 3.559% Due 4/23/2027	3,000,000.00	Various 4.94%	2,906,255.64 2,906,255.64	94.92 5.59%	2,847,474.00 29,065.16	0.57% (58,781.64)	A1 / A- AA-	3.73 2.53
665859AW4	Northern Trust Company Callable Note Cont 4/10/2027 4% Due 5/10/2027	1,345,000.00	05/05/2022 4.04%	1,342,821.10 1,342,821.10	96.67 4.98%	1,300,148.28 12,105.00	0.26% (42,672.82)	A2 / A+ A+	3.78 3.42
91324PEG3	United Health Group Inc Callable Note Cont 4/15/2027 3.7% Due 5/15/2027	1,365,000.00	05/17/2022 3.69%	1,365,638.40 1,365,638.40	96.59 4.69%	1,318,512.21 10,662.16	0.26% (47,126.19)	A2 / A+ A	3.79 3.46
22160KAM7	Costco Wholesale Corp Callable Note Cont 2/18/2027 3% Due 5/18/2027	2,500,000.00	07/15/2022 3.53%	2,441,975.00 2,441,975.00	94.72 4.53%	2,367,995.00 15,208.33	0.47% (73,980.00)	Aa3 / A+ NR	3.80 3.51
89115A2C5	Toronto-Dominion Bank Note 4.108% Due 6/8/2027	1,400,000.00	08/26/2022 4.18%	1,395,310.00 1,395,310.00	96.07 5.25%	1,344,991.20 8,467.04	0.27% (50,318.80)	A1 / A NR	3.86 3.48
756109AU8	Realty Income Corp Callable Note Cont 10/15/2027 3.65% Due 1/15/2028	4,500,000.00	Various 4.99%	4,242,810.00 4,242,810.00	94.04 5.16%	4,231,935.00 7,300.00	0.84% (10,875.00)	A3 / A- NR	4.46 4.03
24422EWR6	John Deere Capital Corp Note 4.75% Due 1/20/2028	2,450,000.00	01/23/2023 4.40%	2,487,705.50 2,487,705.50	99.76 4.81%	2,444,149.40 3,555.90	0.49% (43,556.10)	A2 / A A+	4.48 3.98
91324PEP3	United Health Group Inc Callable Note Cont 1/15/2028 5.25% Due 2/15/2028	1,500,000.00	02/16/2023 4.76%	1,532,220.00 1,532,220.00	102.31 4.67%	1,534,669.50 36,312.50	0.31% 2,449.50	A2 / A+ A	4.55 3.86
57636QAW4	MasterCard Inc Callable Note Cont 2/9/28 4.875% Due 3/9/2028	2,090,000.00	03/06/2023 4.90%	2,087,972.70 2,087,972.70	101.05 4.61%	2,111,963.81 40,188.96	0.43% 23,991.11	Aa3 / A+ NR	4.61 3.95
037833ET3	Apple Inc Callable Note Cont 4/10/2028 4% Due 5/10/2028	1,650,000.00	05/08/2023 4.01%	1,649,083.50 1,649,083.50	98.25 4.41%	1,621,179.45 14,850.00	0.33% (27,904.05)	Aaa / AA+ NR	4.78 4.26
58933YBH7	Merck & Co Callable Note Cont 4/17/2028 4.05% Due 5/17/2028	1,975,000.00	05/08/2023 4.05%	1,975,392.25 1,975,392.25	98.37 4.43%	1,942,716.65 16,441.88	0.39% (32,675.60)	A1 / A+ NR	4.80 4.27
74340XCG4	Prologis LP Callable Note Cont 5/15/2028 4.875% Due 6/15/2028	2,630,000.00	Various 5.00%	2,616,154.70 2,616,154.70	99.49 4.99%	2,616,592.26 11,752.81	0.52% 437.56	A3 / A NR	4.88 4.21
Total Corporate		94,796,000.00	2.63%	94,342,480.39	5.32%	89,405,859.26 421,191.51	17.87% (4,936,621.13)	A1 / A+ AA-	2.76 2.47

City of Corona Consolidated

Holdings Report



Account #10003

As of July 31, 2023

CUSIP	Security Description	Par Value/Units	Purchase Date Book Yield	Cost Value Book Value	Mkt Price Mkt YTM	Market Value Accrued Int.	% of Port. Gain/Loss	Moody/S&P Fitch	Maturity Duration
LAIF									
90LAIF\$00	Local Agency Investment Fund State Pool	49,776,879.61	Various 3.44%	49,776,879.61 49,776,879.61	1.00 3.44%	49,776,879.61 123,659.40	9.93% 0.00	NR / NR NR	0.00 0.00
Total LAIF		49,776,879.61	3.44%	49,776,879.61	3.44%	49,776,879.61 123,659.40	9.93% 0.00	NR / NR NR	0.00 0.00
MONEY MARKET FUND									
60934N807	Federated Investors Govt Oblig Fund Inst.	267,705.27	07/18/2023 4.89%	267,705.27 267,705.27	1.00 4.89%	267,705.27 0.00	0.05% 0.00	Aaa / AAA AAA	0.00 0.00
60934N807	Federated Investors Govt Oblig Fund Inst.	497,223.15	Various 4.89%	497,223.15 497,223.15	1.00 4.89%	497,223.15 0.00	0.10% 0.00	Aaa / AAA AAA	0.00 0.00
Total Money Market Fund		764,928.42	4.89%	764,928.42	4.89%	764,928.42 0.00	0.15% 0.00	Aaa / AAA AAA	0.00 0.00
MUNICIPAL BONDS									
13063DRK6	California State Taxable GO 2.4% Due 10/1/2024	3,385,000.00	10/16/2019 1.91%	3,462,753.45 3,462,753.45	96.52 5.51%	3,267,323.86 27,080.00	0.66% (195,429.59)	Aa2 / AA- AA	1.17 1.12
Total Municipal Bonds		3,385,000.00	1.91%	3,462,753.45	5.51%	3,267,323.86 27,080.00	0.66% (195,429.59)	Aa2 / AA- AA	1.17 1.12
SUPRANATIONAL									
459058JL8	Intl. Bank Recon & Development Note 0.5% Due 10/28/2025	6,300,000.00	Various 0.59%	6,272,360.85 6,272,360.85	90.89 4.84%	5,726,051.11 8,137.51	1.14% (546,309.74)	Aaa / AAA AAA	2.25 2.18
4581X0DV7	Inter-American Dev Bank Note 0.875% Due 4/20/2026	6,390,000.00	04/13/2021 0.97%	6,360,733.80 6,360,733.80	90.41 4.67%	5,776,943.40 15,686.56	1.15% (583,790.40)	Aaa / AAA AAA	2.72 2.62
Total Supranational		12,690,000.00	0.78%	12,633,094.65	4.75%	11,502,994.51 23,824.07	2.29% (1,130,100.14)	Aaa / AAA AAA	2.49 2.40
US TREASURY									
912797GG6	US Treasury Bill 5.017% Due 8/15/2023	20,000,000.00	05/16/2023 5.15%	19,749,150.00 19,749,150.00	98.75 5.15%	19,749,150.00 211,828.89	3.97% 0.00	P-1 / A-1+ F-1+	0.04 0.04

City of Corona Consolidated

Holdings Report



Account #10003

As of July 31, 2023

CUSIP	Security Description	Par Value/Units	Purchase Date Book Yield	Cost Value Book Value	Mkt Price Mkt YTM	Market Value Accrued Int.	% of Port. Gain/Loss	Moody/S&P Fitch	Maturity Duration
US TREASURY									
912796CQ0	US Treasury Bill 5.085% Due 9/14/2023	21,500,000.00	06/15/2023 5.22%	21,226,681.25 21,226,681.25	98.73 5.22%	21,226,681.25 139,696.25	4.25% 0.00	P-1 / A-1+ F-1+	0.12 0.12
912797FB8	US Treasury Bill 5.252% Due 10/19/2023	50,750,000.00	Various 5.40%	50,076,248.64 50,076,248.64	98.67 5.40%	50,076,248.64 88,846.33	9.98% 0.00	P-1 / A-1+ F-1+	0.22 0.21
912797FU6	US Treasury Bill 5.132% Due 12/14/2023	30,000,000.00	06/15/2023 5.34%	29,225,923.33 29,225,923.33	97.42 5.34%	29,225,923.33 196,726.67	5.85% 0.00	P-1 / A-1+ F-1+	0.37 0.36
912828B66	US Treasury Note 2.75% Due 2/15/2024	5,000,000.00	Various 2.21%	5,121,796.88 5,121,796.88	98.59 5.43%	4,929,295.00 63,432.32	0.99% (192,501.88)	Aaa / AA+ AAA	0.55 0.52
912828X70	US Treasury Note 2% Due 4/30/2024	3,150,000.00	Various 1.79%	3,177,480.46 3,177,480.46	97.53 5.40%	3,072,235.95 15,921.19	0.61% (105,244.51)	Aaa / AA+ AAA	0.75 0.73
912828XX3	US Treasury Note 2% Due 6/30/2024	4,900,000.00	Various 1.81%	4,942,253.91 4,942,253.91	96.98 5.42%	4,752,044.50 8,521.74	0.95% (190,209.41)	Aaa / AA+ AAA	0.92 0.89
912828D56	US Treasury Note 2.375% Due 8/15/2024	5,000,000.00	12/12/2019 1.75%	5,140,234.38 5,140,234.38	96.96 5.41%	4,848,240.00 54,782.46	0.98% (291,994.38)	Aaa / AA+ AAA	1.04 1.00
9128283D0	US Treasury Note 2.25% Due 10/31/2024	4,000,000.00	11/07/2019 1.77%	4,090,468.75 4,090,468.75	96.35 5.31%	3,853,908.00 22,744.57	0.77% (236,560.75)	Aaa / AA+ AAA	1.25 1.20
912828ZC7	US Treasury Note 1.125% Due 2/28/2025	7,000,000.00	03/18/2020 0.81%	7,108,007.81 7,108,007.81	93.98 5.13%	6,578,635.00 32,955.16	1.32% (529,372.81)	Aaa / AA+ AAA	1.58 1.53
91282CED9	US Treasury Note 1.75% Due 3/15/2025	7,000,000.00	04/05/2022 2.65%	6,823,085.94 6,823,085.94	94.81 5.12%	6,636,875.00 46,270.38	1.33% (186,210.94)	Aaa / AA+ AAA	1.62 1.56
91282CAB7	US Treasury Note 0.25% Due 7/31/2025	6,000,000.00	03/12/2021 0.72%	5,879,062.50 5,879,062.50	91.26 4.89%	5,475,468.00 40.76	1.09% (403,594.50)	Aaa / AA+ AAA	2.00 1.95
91282CAM3	US Treasury Note 0.25% Due 9/30/2025	3,200,000.00	03/29/2021 0.74%	3,130,375.00 3,130,375.00	90.79 4.78%	2,905,251.20 2,688.52	0.58% (225,123.80)	Aaa / AA+ AAA	2.17 2.11
91282CAT8	US Treasury Note 0.25% Due 10/31/2025	6,000,000.00	02/19/2021 0.53%	5,923,125.00 5,923,125.00	90.47 4.77%	5,428,128.00 3,790.76	1.08% (494,997.00)	Aaa / AA+ AAA	2.25 2.19
91282CAZ4	US Treasury Note 0.375% Due 11/30/2025	3,800,000.00	03/26/2021 0.77%	3,731,867.19 3,731,867.19	90.48 4.73%	3,438,259.00 2,413.93	0.68% (293,608.19)	Aaa / AA+ AAA	2.34 2.27
91282CCW9	US Treasury Note 0.75% Due 8/31/2026	1,570,000.00	09/23/2021 0.90%	1,558,899.61 1,558,899.61	89.36 4.48%	1,403,003.81 4,927.58	0.28% (155,895.80)	Aaa / AA+ AAA	3.09 2.98
91282CCZ2	US Treasury Note 0.875% Due 9/30/2026	3,130,000.00	10/18/2021 1.19%	3,083,172.27 3,083,172.27	89.61 4.43%	2,804,774.22 9,204.00	0.56% (278,398.05)	Aaa / AA+ AAA	3.17 3.05

City of Corona Consolidated

Holdings Report



Account #10003

As of July 31, 2023

CUSIP	Security Description	Par Value/Units	Purchase Date Book Yield	Cost Value Book Value	Mkt Price Mkt YTM	Market Value Accrued Int.	% of Port. Gain/Loss	Moody/S&P Fitch	Maturity Duration
US TREASURY									
91282CDG3	US Treasury Note 1.125% Due 10/31/2026	3,120,000.00	11/15/2021 1.25%	3,100,987.50 3,100,987.50	90.07 4.44%	2,810,315.04 8,870.38	0.56% (290,672.46)	Aaa / AA+ AAA	3.25 3.12
91282CET4	US Treasury Note 2.625% Due 5/31/2027	2,400,000.00	06/09/2022 3.07%	2,351,156.25 2,351,156.25	93.97 4.35%	2,255,344.80 10,672.13	0.45% (95,811.45)	Aaa / AA+ AAA	3.84 3.57
91282CEW7	US Treasury Note 3.25% Due 6/30/2027	6,650,000.00	Various 3.12%	6,690,380.86 6,690,380.86	96.17 4.32%	6,395,172.00 18,793.48	1.28% (295,208.86)	Aaa / AA+ AAA	3.92 3.62
91282CFB2	US Treasury Note 2.75% Due 7/31/2027	1,300,000.00	08/22/2022 3.12%	1,277,960.94 1,277,960.94	94.29 4.32%	1,225,809.00 97.15	0.24% (52,151.94)	Aaa / AA+ AAA	4.00 3.73
91282CFH9	US Treasury Note 3.125% Due 8/31/2027	3,450,000.00	Various 3.45%	3,399,517.58 3,399,517.58	95.62 4.31%	3,298,927.95 45,117.19	0.67% (100,589.63)	Aaa / AA+ AAA	4.09 3.73
91282CFM8	US Treasury Note 4.125% Due 9/30/2027	2,800,000.00	Various 4.37%	2,770,000.01 2,770,000.01	99.34 4.30%	2,781,626.40 38,815.57	0.56% 11,626.39	Aaa / AA+ AAA	4.17 3.74
91282CFZ9	US Treasury Note 3.875% Due 11/30/2027	4,600,000.00	Various 3.74%	4,628,085.94 4,628,085.94	98.46 4.27%	4,529,201.40 30,195.35	0.91% (98,884.54)	Aaa / AA+ AAA	4.34 3.92
91282CGC9	US Treasury Note 3.875% Due 12/31/2027	7,000,000.00	Various 3.78%	7,028,945.31 7,028,945.31	98.48 4.26%	6,893,362.00 23,586.95	1.38% (135,583.31)	Aaa / AA+ AAA	4.42 4.00
91282CGH8	US Treasury Note 3.5% Due 1/31/2028	7,000,000.00	02/16/2023 4.05%	6,828,007.81 6,828,007.81	97.00 4.24%	6,789,727.00 665.76	1.35% (38,280.81)	Aaa / AA+ AAA	4.51 4.11
91282CGP0	US Treasury Note 4% Due 2/29/2028	7,000,000.00	02/23/2023 4.16%	6,949,960.94 6,949,960.94	99.10 4.22%	6,937,112.00 117,173.91	1.40% (12,848.94)	Aaa / AA+ AAA	4.59 4.08
91282CHE4	US Treasury Note 3.625% Due 5/31/2028	7,000,000.00	06/14/2023 4.00%	6,884,335.94 6,884,335.94	97.61 4.18%	6,832,658.00 42,984.97	1.37% (51,677.94)	Aaa / AA+ AAA	4.84 4.35
Total US Treasury		234,320,000.00	3.93%	231,897,172.00	5.02%	227,153,376.49 1,241,764.35	45.45% (4,743,795.51)	Aaa / AAA AAA	1.47 1.37
TOTAL PORTFOLIO		520,728,021.50	3.08%	517,728,619.36	4.94%	500,418,937.58 2,121,640.10	100.00% (17,309,681.78)	Aa1 / AA+ AAA	1.83 1.60
TOTAL MARKET VALUE PLUS ACCRUED						502,540,577.68			

City of Corona Consolidated

Transaction Ledger



Account #10003

As of July 31, 2023

Transaction Type	Settlement Date	CUSIP	Quantity	Security Description	Price	Acq/Disp Yield	Amount	Interest Pur/Sold	Total Amount	Gain/Loss
ACQUISITIONS										
Purchase	07/01/2023	60934N807	47,000.00	Federated Investors Govt Oblig Fund Inst.	1.000	4.70%	47,000.00	0.00	47,000.00	0.00
Purchase	07/05/2023	60934N807	116,776.83	Federated Investors Govt Oblig Fund Inst.	1.000	4.70%	116,776.83	0.00	116,776.83	0.00
Purchase	07/07/2023	60934N807	34,287.50	Federated Investors Govt Oblig Fund Inst.	1.000	4.70%	34,287.50	0.00	34,287.50	0.00
Purchase	07/11/2023	60934N807	23,296.88	Federated Investors Govt Oblig Fund Inst.	1.000	4.70%	23,296.88	0.00	23,296.88	0.00
Purchase	07/13/2023	60934N807	19,575.00	Federated Investors Govt Oblig Fund Inst.	1.000	4.70%	19,575.00	0.00	19,575.00	0.00
Purchase	07/14/2023	60934N807	34,631.25	Federated Investors Govt Oblig Fund Inst.	1.000	4.70%	34,631.25	0.00	34,631.25	0.00
Purchase	07/15/2023	60934N807	91,812.50	Federated Investors Govt Oblig Fund Inst.	1.000	4.70%	91,812.50	0.00	91,812.50	0.00
Purchase	07/15/2023	90LAIF\$00	717,419.25	Local Agency Investment Fund State Pool	1.000	3.26%	717,419.25	0.00	717,419.25	0.00
Purchase	07/16/2023	60934N807	13,632.00	Federated Investors Govt Oblig Fund Inst.	1.000	4.70%	13,632.00	0.00	13,632.00	0.00
Purchase	07/17/2023	60934N807	7,811.13	Federated Investors Govt Oblig Fund Inst.	1.000	4.70%	7,811.13	0.00	7,811.13	0.00
Purchase	07/17/2023	60934N807	693.00	Federated Investors Govt Oblig Fund Inst.	1.000	4.70%	693.00	0.00	693.00	0.00
Purchase	07/17/2023	60934N807	2,585.00	Federated Investors Govt Oblig Fund Inst.	1.000	4.70%	2,585.00	0.00	2,585.00	0.00
Purchase	07/17/2023	60934N807	2,497.50	Federated Investors Govt Oblig Fund Inst.	1.000	4.70%	2,497.50	0.00	2,497.50	0.00
Purchase	07/17/2023	60934N807	7,849.00	Federated Investors Govt Oblig Fund Inst.	1.000	4.70%	7,849.00	0.00	7,849.00	0.00
Purchase	07/17/2023	60934N807	1,952.67	Federated Investors Govt Oblig Fund Inst.	1.000	4.70%	1,952.67	0.00	1,952.67	0.00
Purchase	07/17/2023	60934N807	26,803.70	Federated Investors Govt Oblig Fund Inst.	1.000	4.70%	26,803.70	0.00	26,803.70	0.00

City of Corona Consolidated

Transaction Ledger



Account #10003

As of July 31, 2023

Transaction Type	Settlement Date	CUSIP	Quantity	Security Description	Price	Acq/Disp Yield	Amount	Interest Pur/Sold	Total Amount	Gain/Loss
ACQUISITIONS										
Purchase	07/17/2023	60934N807	33,176.97	Federated Investors Govt Oblig Fund Inst.	1.000	4.70%	33,176.97	0.00	33,176.97	0.00
Purchase	07/17/2023	60934N807	72,725.33	Federated Investors Govt Oblig Fund Inst.	1.000	4.70%	72,725.33	0.00	72,725.33	0.00
Purchase	07/17/2023	60934N807	228,731.56	Federated Investors Govt Oblig Fund Inst.	1.000	4.70%	228,731.56	0.00	228,731.56	0.00
Purchase	07/17/2023	60934N807	13,059.88	Federated Investors Govt Oblig Fund Inst.	1.000	4.70%	13,059.88	0.00	13,059.88	0.00
Purchase	07/17/2023	60934N807	73,414.98	Federated Investors Govt Oblig Fund Inst.	1.000	4.70%	73,414.98	0.00	73,414.98	0.00
Purchase	07/17/2023	60934N807	16,624.33	Federated Investors Govt Oblig Fund Inst.	1.000	4.70%	16,624.33	0.00	16,624.33	0.00
Purchase	07/17/2023	60934N807	16,450.93	Federated Investors Govt Oblig Fund Inst.	1.000	4.70%	16,450.93	0.00	16,450.93	0.00
Purchase	07/17/2023	60934N807	49,978.86	Federated Investors Govt Oblig Fund Inst.	1.000	4.70%	49,978.86	0.00	49,978.86	0.00
Purchase	07/17/2023	60934N807	51,316.27	Federated Investors Govt Oblig Fund Inst.	1.000	4.70%	51,316.27	0.00	51,316.27	0.00
Purchase	07/17/2023	60934N807	22,473.37	Federated Investors Govt Oblig Fund Inst.	1.000	4.70%	22,473.37	0.00	22,473.37	0.00
Purchase	07/17/2023	60934N807	122,815.02	Federated Investors Govt Oblig Fund Inst.	1.000	4.70%	122,815.02	0.00	122,815.02	0.00
Purchase	07/17/2023	60934N807	14,503.43	Federated Investors Govt Oblig Fund Inst.	1.000	4.70%	14,503.43	0.00	14,503.43	0.00
Purchase	07/18/2023	60934N807	50,000,000.00	Federated Investors Govt Oblig Fund Inst.	1.000	4.70%	50,000,000.00	0.00	50,000,000.00	0.00
Purchase	07/18/2023	60934N807	64,312.86	Federated Investors Govt Oblig Fund Inst.	1.000	4.70%	64,312.86	0.00	64,312.86	0.00
Purchase	07/20/2023	60934N807	61,743.40	Federated Investors Govt Oblig Fund Inst.	1.000	4.70%	61,743.40	0.00	61,743.40	0.00
Purchase	07/20/2023	60934N807	3,332.92	Federated Investors Govt Oblig Fund Inst.	1.000	4.70%	3,332.92	0.00	3,332.92	0.00

City of Corona Consolidated

Transaction Ledger



Account #10003

As of July 31, 2023

Transaction Type	Settlement Date	CUSIP	Quantity	Security Description	Price	Acq/Disp Yield	Amount	Interest Pur/Sold	Total Amount	Gain/Loss
ACQUISITIONS										
Purchase	07/20/2023	60934N807	4,189.50	Federated Investors Govt Oblig Fund Inst.	1.000	4.70%	4,189.50	0.00	4,189.50	0.00
Purchase	07/20/2023	60934N807	3,565.00	Federated Investors Govt Oblig Fund Inst.	1.000	4.70%	3,565.00	0.00	3,565.00	0.00
Purchase	07/20/2023	60934N807	207,229.25	Federated Investors Govt Oblig Fund Inst.	1.000	4.70%	207,229.25	0.00	207,229.25	0.00
Purchase	07/20/2023	60934N807	114,087.17	Federated Investors Govt Oblig Fund Inst.	1.000	4.70%	114,087.17	0.00	114,087.17	0.00
Purchase	07/20/2023	912797FB8	50,000,000.00	US Treasury Bill 5.252% Due 10/19/2023	98.672	5.40%	49,336,205.56	0.00	49,336,205.56	0.00
Purchase	07/20/2023	912797FB8	750,000.00	US Treasury Bill 5.252% Due 10/19/2023	98.672	5.40%	740,043.08	0.00	740,043.08	0.00
Purchase	07/21/2023	60934N807	54,298.75	Federated Investors Govt Oblig Fund Inst.	1.000	4.70%	54,298.75	0.00	54,298.75	0.00
Purchase	07/21/2023	60934N807	33,714.49	Federated Investors Govt Oblig Fund Inst.	1.000	4.70%	33,714.49	0.00	33,714.49	0.00
Purchase	07/21/2023	60934N807	26,476.78	Federated Investors Govt Oblig Fund Inst.	1.000	4.70%	26,476.78	0.00	26,476.78	0.00
Purchase	07/25/2023	3137FEBQ2	4,690,000.00	FHLMC K072 A2 3.444% Due 12/25/2027	95.332	4.60%	4,471,072.27	10,768.24	4,481,840.51	0.00
Purchase	07/25/2023	60934N807	2,001,319.72	Federated Investors Govt Oblig Fund Inst.	1.000	4.70%	2,001,319.72	0.00	2,001,319.72	0.00
Purchase	07/25/2023	60934N807	244,889.18	Federated Investors Govt Oblig Fund Inst.	1.000	4.70%	244,889.18	0.00	244,889.18	0.00
Purchase	07/25/2023	60934N807	6,413.70	Federated Investors Govt Oblig Fund Inst.	1.000	4.70%	6,413.70	0.00	6,413.70	0.00
Purchase	07/25/2023	60934N807	17,068.33	Federated Investors Govt Oblig Fund Inst.	1.000	4.70%	17,068.33	0.00	17,068.33	0.00
Purchase	07/25/2023	60934N807	16,750.00	Federated Investors Govt Oblig Fund Inst.	1.000	4.70%	16,750.00	0.00	16,750.00	0.00
Purchase	07/25/2023	60934N807	7,163.83	Federated Investors Govt Oblig Fund Inst.	1.000	4.70%	7,163.83	0.00	7,163.83	0.00

City of Corona Consolidated

Transaction Ledger



Account #10003

As of July 31, 2023

Transaction Type	Settlement Date	CUSIP	Quantity	Security Description	Price	Acq/Disp Yield	Amount	Interest Pur/Sold	Total Amount	Gain/Loss
ACQUISITIONS										
Purchase	07/25/2023	60934N807	2,848.88	Federated Investors Govt Oblig Fund Inst.	1.000	4.70%	2,848.88	0.00	2,848.88	0.00
Purchase	07/25/2023	60934N807	3,316.25	Federated Investors Govt Oblig Fund Inst.	1.000	4.70%	3,316.25	0.00	3,316.25	0.00
Purchase	07/25/2023	60934N807	7,800.00	Federated Investors Govt Oblig Fund Inst.	1.000	4.70%	7,800.00	0.00	7,800.00	0.00
Purchase	07/25/2023	60934N807	9,000.00	Federated Investors Govt Oblig Fund Inst.	1.000	4.70%	9,000.00	0.00	9,000.00	0.00
Purchase	07/25/2023	60934N807	96,420.03	Federated Investors Govt Oblig Fund Inst.	1.000	4.70%	96,420.03	0.00	96,420.03	0.00
Purchase	07/25/2023	60934N807	86,569.46	Federated Investors Govt Oblig Fund Inst.	1.000	4.70%	86,569.46	0.00	86,569.46	0.00
Purchase	07/25/2023	60934N807	55,741.32	Federated Investors Govt Oblig Fund Inst.	1.000	4.70%	55,741.32	0.00	55,741.32	0.00
Purchase	07/31/2023	60934N807	147,875.00	Federated Investors Govt Oblig Fund Inst.	1.000	4.89%	147,875.00	0.00	147,875.00	0.00
Subtotal			110,580,019.96				109,687,340.87	10,768.24	109,698,109.11	0.00
Security Contribution	07/03/2023	90LAIF\$00	1,200,000.00	Local Agency Investment Fund State Pool	1.000		1,200,000.00	0.00	1,200,000.00	0.00
Security Contribution	07/10/2023	90LAIF\$00	1,800,000.00	Local Agency Investment Fund State Pool	1.000		1,800,000.00	0.00	1,800,000.00	0.00
Security Contribution	07/16/2023	90LAIF\$00	700,000.00	Local Agency Investment Fund State Pool	1.000		700,000.00	0.00	700,000.00	0.00
Security Contribution	07/17/2023	90LAIF\$00	500,000.00	Local Agency Investment Fund State Pool	1.000		500,000.00	0.00	500,000.00	0.00
Security Contribution	07/18/2023	90LAIF\$00	2,900,000.00	Local Agency Investment Fund State Pool	1.000		2,900,000.00	0.00	2,900,000.00	0.00
Security Contribution	07/24/2023	90LAIF\$00	1,600,000.00	Local Agency Investment Fund State Pool	1.000		1,600,000.00	0.00	1,600,000.00	0.00
Security Contribution	07/25/2023	90LAIF\$00	5,000,000.00	Local Agency Investment Fund State Pool	1.000		5,000,000.00	0.00	5,000,000.00	0.00

City of Corona Consolidated

Transaction Ledger



Account #10003

As of July 31, 2023

Transaction Type	Settlement Date	CUSIP	Quantity	Security Description	Price	Acq/Disp Yield	Amount	Interest Pur/Sold	Total Amount	Gain/Loss
ACQUISITIONS										
Security Contribution	07/25/2023	90LAIF\$00	4,200,000.00	Local Agency Investment Fund State Pool	1.000		4,200,000.00	0.00	4,200,000.00	0.00
Security Contribution	07/31/2023	90LAIF\$00	700,000.00	Local Agency Investment Fund State Pool	1.000		700,000.00	0.00	700,000.00	0.00
Security Contribution	07/31/2023	90LAIF\$00	700,000.00	Local Agency Investment Fund State Pool	1.000		700,000.00	0.00	700,000.00	0.00
Subtotal			19,300,000.00				19,300,000.00	0.00	19,300,000.00	0.00
Short Sale	07/25/2023	60934N807	-4,481,840.51	Federated Investors Govt Oblig Fund Inst.	1.000		-4,481,840.51	0.00	-4,481,840.51	0.00
Subtotal			-4,481,840.51				-4,481,840.51	0.00	-4,481,840.51	0.00
TOTAL ACQUISITIONS			125,398,179.45				124,505,500.36	10,768.24	124,516,268.60	0.00
DISPOSITIONS										
Closing Purchase	07/25/2023	60934N807	-4,481,840.51	Federated Investors Govt Oblig Fund Inst.	1.000		-4,481,840.51	0.00	-4,481,840.51	0.00
Subtotal			-4,481,840.51				-4,481,840.51	0.00	-4,481,840.51	0.00
Sale	07/20/2023	60934N807	50,076,248.64	Federated Investors Govt Oblig Fund Inst.	1.000	4.70%	50,076,248.64	0.00	50,076,248.64	0.00
Sale	07/25/2023	60934N807	4,481,840.51	Federated Investors Govt Oblig Fund Inst.	1.000	4.70%	4,481,840.51	0.00	4,481,840.51	0.00
Sale	07/25/2023	912828X70	1,650,000.00	US Treasury Note 2% Due 4/30/2024	97.488	5.39%	1,608,556.64	7,711.96	1,616,268.60	-47,244.15
Sale	07/25/2023	91282CBR1	650,000.00	US Treasury Note 0.25% Due 3/15/2024	96.824	5.35%	629,357.42	582.88	629,940.30	-19,068.36
Subtotal			56,858,089.15				56,796,003.21	8,294.84	56,804,298.05	-66,312.51
Paydown	07/17/2023	02582JIT8	0.00	American Express Credit Trust 2022-2 A 3.39% Due 5/17/2027	100.000		0.00	7,811.13	7,811.13	0.00
Paydown	07/17/2023	362554AC1	26,361.70	GM Financial Securitized Term 2021-4 A3 0.68% Due 9/16/2026	100.000		26,361.70	442.00	26,803.70	0.67

City of Corona Consolidated

Transaction Ledger



Account #10003

As of July 31, 2023

Transaction Type	Settlement Date	CUSIP	Quantity	Security Description	Price	Acq/Disp Yield	Amount	Interest Pur/Sold	Total Amount	Gain/Loss
DISPOSITIONS										
Paydown	07/17/2023	380146AC4	0.00	GM Financial Auto Receivables 2022-1 A3 1.26% Due 11/16/2026	100.000		0.00	693.00	693.00	0.00
Paydown	07/17/2023	43813DAC2	33,117.42	Honda Auto Receivables 2020-2 A3 0.82% Due 7/15/2024	100.000		33,117.42	59.55	33,176.97	2.61
Paydown	07/17/2023	43815BAC4	0.00	Honda Auto Receivables Trust 2022-1 A3 1.88% Due 5/15/2026	100.000		0.00	2,585.00	2,585.00	0.00
Paydown	07/17/2023	44891RAC4	72,543.21	Hyundai Auto Receivables Trust 2020-C A3 0.38% Due 5/15/2025	100.000		72,543.21	182.12	72,725.33	16.71
Paydown	07/17/2023	44891VAC5	228,573.10	Hyundai Auto Lease Trust 2021-B A3 0.33% Due 6/17/2024	100.000		228,573.10	158.46	228,731.56	34.29
Paydown	07/17/2023	44891WAC3	11,895.05	Hyundai Auto Lease Trust 2022-A A3 1.16% Due 1/15/2025	100.000		11,895.05	1,164.83	13,059.88	0.26
Paydown	07/17/2023	448977AD0	0.00	Hyundai Auto Receivables Trust 2022-A A3 2.22% Due 10/15/2026	100.000		0.00	2,497.50	2,497.50	0.00
Paydown	07/17/2023	44933LAC7	73,163.82	Hyundai Auto Receivables Trust 2021-A A3 0.38% Due 9/15/2025	100.000		73,163.82	251.16	73,414.98	7.70
Paydown	07/17/2023	44935FAD6	16,174.16	Hyundai Auto Receivables Trust 2021-C A3 0.74% Due 5/15/2026	100.000		16,174.16	450.17	16,624.33	3.61
Paydown	07/17/2023	47787JAC2	0.00	John Deere Owner Trust 2022-A A3 2.32% Due 9/16/2026	100.000		0.00	1,952.67	1,952.67	0.00
Paydown	07/17/2023	47787NAC3	16,421.88	John Deere Owner Trust 2020-B A3 0.51% Due 11/15/2024	100.000		16,421.88	29.05	16,450.93	2.50
Paydown	07/17/2023	47789KAC7	14,490.19	John Deere Owner Trust 2020-A A3 1.1% Due 8/15/2024	100.000		14,490.19	13.24	14,503.43	-31.23
Paydown	07/17/2023	47789QAC4	49,495.11	John Deere Owner Trust 2021-B A3 0.52% Due 3/16/2026	100.000		49,495.11	483.75	49,978.86	4.42
Paydown	07/17/2023	47800CAC0	0.00	John Deere Owner Trust 2023-A A3 5.01% Due 11/15/2027	100.000		0.00	7,849.00	7,849.00	0.00

City of Corona Consolidated

Transaction Ledger



Account #10003

As of July 31, 2023

Transaction Type	Settlement Date	CUSIP	Quantity	Security Description	Price	Acq/Disp Yield	Amount	Interest Pur/Sold	Total Amount	Gain/Loss
DISPOSITIONS										
Paydown	07/17/2023	89236XAC0	51,240.97	Toyota Auto Receivables 2020-D A3 0.35% Due 1/15/2025	100.000		51,240.97	75.30	51,316.27	9.55
Paydown	07/17/2023	89238JAC9	21,908.33	Toyota Auto Receivables Trust 2021-D A3 0.71% Due 4/15/2026	100.000		21,908.33	565.04	22,473.37	0.47
Paydown	07/17/2023	89240BAC2	122,568.02	Toyota Auto Receivables Owners 2021- A A3 0.26% Due 5/15/2025	100.000		122,568.02	247.00	122,815.02	22.75
Paydown	07/18/2023	43813KAC6	64,197.05	Honda Auto Receivables Trust 2020-3 A3 0.37% Due 10/18/2024	100.000		64,197.05	115.81	64,312.86	9.43
Paydown	07/20/2023	36262XAC8	206,791.65	GM Financial Auto Lease Trust 2021-3 A2 0.39% Due 10/21/2024	100.000		206,791.65	437.60	207,229.25	2.81
Paydown	07/20/2023	36265MAC9	0.00	GM Financial Auto Lease Trust 2022-1 A3 1.9% Due 3/20/2025	100.000		0.00	3,332.92	3,332.92	0.00
Paydown	07/20/2023	89238LAC4	0.00	Toyota Lease Owner Trust 2022-A A3 1.96% Due 2/20/2025	100.000		0.00	4,189.50	4,189.50	0.00
Paydown	07/20/2023	92290BAA9	113,965.22	Verizon Owner Trust 2020-B A 0.47% Due 2/20/2025	100.000		113,965.22	121.95	114,087.17	23.93
Paydown	07/20/2023	92348KAV5	0.00	Verizon Master Trust 2022-5 A1A 3.72% Due 7/20/2027	100.000		0.00	3,565.00	3,565.00	0.00
Paydown	07/21/2023	43813GAC5	33,644.44	Honda Auto Receivables Trust 2021-1 A3 0.27% Due 4/21/2025	100.000		33,644.44	70.05	33,714.49	0.61
Paydown	07/21/2023	43815GAC3	25,725.11	Honda Auto Receivables Trust 2021-4 A3 0.88% Due 1/21/2026	100.000		25,725.11	751.67	26,476.78	5.42
Paydown	07/25/2023	05601XAC3	95,671.03	BMW Vehicle Lease Trust 2022-1 A3 1.1% Due 3/25/2025	100.000		95,671.03	749.00	96,420.03	14.30
Paydown	07/25/2023	05602RAD3	0.00	BMW Vehicle Owner Trust 2022-A A3 3.21% Due 8/25/2026	100.000		0.00	2,848.88	2,848.88	0.00

City of Corona Consolidated

Transaction Ledger



Account #10003

As of July 31, 2023

Transaction Type	Settlement Date	CUSIP	Quantity	Security Description	Price	Acq/Disp Yield	Amount	Interest Pur/Sold	Total Amount	Gain/Loss
DISPOSITIONS										
Paydown	07/25/2023	09690AAC7	86,452.20	BMW Vehicle Lease Trust 2021-2 A3 0.33% Due 12/26/2024	100.000		86,452.20	117.26	86,569.46	8.92
Paydown	07/25/2023	3137B7MZ9	53,100.45	FHLMC K036 A2Due 10/25/2023	100.000		53,100.45	2,640.87	55,741.32	-2,070.09
Paydown	07/25/2023	3137BSP72	0.00	FHLMC K058 A2 2.653% Due 8/25/2026	100.000		0.00	3,316.25	3,316.25	0.00
Paydown	07/25/2023	3137BSRE5	0.00	FHLMC K059 A2 3.12% Due 9/25/2026	100.000		0.00	7,800.00	7,800.00	0.00
Paydown	07/25/2023	3137F4D41	0.00	FHLMC K074 A2 3.6% Due 1/25/2028	100.000		0.00	9,000.00	9,000.00	0.00
Paydown	07/25/2023	3137FBBX3	0.00	FHLMC K068 A2 3.244% Due 8/25/2027	100.000		0.00	7,163.83	7,163.83	0.00
Paydown	07/25/2023	3137FETN0	0.00	FHLMC K073 A2 3.35% Due 1/25/2028	100.000		0.00	16,750.00	16,750.00	0.00
Paydown	07/25/2023	3137FG6X8	0.00	FHLMC K077 A2 3.85% Due 5/25/2028	100.000		0.00	17,068.33	17,068.33	0.00
Paydown	07/25/2023	3137FGR31	0.00	FHLMC K078 A2 3.854% Due 6/25/2028	100.000		0.00	6,413.70	6,413.70	0.00
Subtotal			1,417,500.11				1,417,500.11	113,962.59	1,531,462.70	-1,930.36
Maturity	07/18/2023	912797FY8	50,000,000.00	US Treasury Bill 4.999% Due 7/18/2023	100.000		49,701,088.05	298,911.95	50,000,000.00	0.00
Subtotal			50,000,000.00				49,701,088.05	298,911.95	50,000,000.00	0.00
Security Withdrawal	07/05/2023	90LAIF\$00	1,400,000.00	Local Agency Investment Fund State Pool	1.000		1,400,000.00	0.00	1,400,000.00	0.00
Security Withdrawal	07/06/2023	90LAIF\$00	3,000,000.00	Local Agency Investment Fund State Pool	1.000		3,000,000.00	0.00	3,000,000.00	0.00
Security Withdrawal	07/06/2023	90LAIF\$00	3,600,000.00	Local Agency Investment Fund State Pool	1.000		3,600,000.00	0.00	3,600,000.00	0.00
Security Withdrawal	07/13/2023	90LAIF\$00	2,400,000.00	Local Agency Investment Fund State Pool	1.000		2,400,000.00	0.00	2,400,000.00	0.00
Security Withdrawal	07/20/2023	90LAIF\$00	1,500,000.00	Local Agency Investment Fund State Pool	1.000		1,500,000.00	0.00	1,500,000.00	0.00

City of Corona Consolidated

Transaction Ledger



Account #10003

As of July 31, 2023

Transaction Type	Settlement Date	CUSIP	Quantity	Security Description	Price	Acq/Disp Yield	Amount	Interest Pur/Sold	Total Amount	Gain/Loss
DISPOSITIONS										
Security Withdrawal	07/20/2023	90LAIF\$00	2,400,000.00	Local Agency Investment Fund State Pool	1.000		2,400,000.00	0.00	2,400,000.00	0.00
Security Withdrawal	07/26/2023	90LAIF\$00	1,000,000.00	Local Agency Investment Fund State Pool	1.000		1,000,000.00	0.00	1,000,000.00	0.00
Security Withdrawal	07/26/2023	90LAIF\$00	1,300,000.00	Local Agency Investment Fund State Pool	1.000		1,300,000.00	0.00	1,300,000.00	0.00
Security Withdrawal	07/27/2023	90LAIF\$00	130,000.00	Local Agency Investment Fund State Pool	1.000		130,000.00	0.00	130,000.00	0.00
Security Withdrawal	07/27/2023	90LAIF\$00	470,000.00	Local Agency Investment Fund State Pool	1.000		470,000.00	0.00	470,000.00	0.00
Subtotal			17,200,000.00				17,200,000.00	0.00	17,200,000.00	0.00
TOTAL DISPOSITIONS			120,993,748.75				120,632,750.86	421,169.38	121,053,920.24	-68,242.87
OTHER TRANSACTIONS										
Interest	07/01/2023	66815L2J7	2,350,000.00	Northwestern Mutual Glbl Note 4% Due 7/1/2025	0.000		47,000.00	0.00	47,000.00	0.00
Interest	07/07/2023	3135G0X24	4,220,000.00	FNMA Note 1.625% Due 1/7/2025	0.000		34,287.50	0.00	34,287.50	0.00
Interest	07/11/2023	59217GER6	2,485,000.00	Metlife Note 1.875% Due 1/11/2027	0.000		23,296.88	0.00	23,296.88	0.00
Interest	07/13/2023	89236TJT3	2,700,000.00	Toyota Motor Credit Corp Note 1.45% Due 1/13/2025	0.000		19,575.00	0.00	19,575.00	0.00
Interest	07/14/2023	64952WEK5	3,745,000.00	New York Life Global Note 1.45% Due 1/14/2025	0.000		27,151.25	0.00	27,151.25	0.00
Interest	07/14/2023	66815L2A6	1,870,000.00	Northwestern Mutual Glbl Note 0.8% Due 1/14/2026	0.000		7,480.00	0.00	7,480.00	0.00
Interest	07/15/2023	756109AU8	4,500,000.00	Realty Income Corp Callable Note Cont 10/15/2027 3.65% Due 1/15/2028	0.000		82,125.00	0.00	82,125.00	0.00
Interest	07/15/2023	79466LAG9	3,100,000.00	Salesforce.com Inc Callable Note Cont 7/15/2022 0.625% Due 7/15/2024	0.000		9,687.50	0.00	9,687.50	0.00

City of Corona Consolidated

Transaction Ledger



Account #10003

As of July 31, 2023

Transaction Type	Settlement Date	CUSIP	Quantity	Security Description	Price	Acq/Disp Yield	Amount	Interest Pur/Sold	Total Amount	Gain/Loss
OTHER TRANSACTIONS										
Interest	07/16/2023	57629WDE7	2,272,000.00	Mass Mutual Global funding Note 1.2% Due 7/16/2026	0.000		13,632.00	0.00	13,632.00	0.00
Interest	07/20/2023	24422EWR6	2,450,000.00	John Deere Capital Corp Note 4.75% Due 1/20/2028	0.000		61,743.40	0.00	61,743.40	0.00
Interest	07/21/2023	3137EAEU9	6,300,000.00	FHLMC Note 0.375% Due 7/21/2025	0.000		11,812.50	0.00	11,812.50	0.00
Interest	07/21/2023	90331HPL1	4,145,000.00	US Bank NA Callable Note Cont 12/21/2024 2.05% Due 1/21/2025	0.000		42,486.25	0.00	42,486.25	0.00
Interest	07/31/2023	91282CAB7	6,000,000.00	US Treasury Note 0.25% Due 7/31/2025	0.000		7,500.00	0.00	7,500.00	0.00
Interest	07/31/2023	91282CFB2	1,300,000.00	US Treasury Note 2.75% Due 7/31/2027	0.000		17,875.00	0.00	17,875.00	0.00
Interest	07/31/2023	91282CGH8	7,000,000.00	US Treasury Note 3.5% Due 1/31/2028	0.000		122,500.00	0.00	122,500.00	0.00
Subtotal			54,437,000.00				528,152.28	0.00	528,152.28	0.00
Dividend	07/05/2023	60934N807	713,809.21	Federated Investors Govt Oblig Fund Inst.	0.000		116,776.83	0.00	116,776.83	0.00
Dividend	07/15/2023	90LAIF\$00	8,306,226,579.66	Local Agency Investment Fund State Pool	0.000		717,419.25	0.00	717,419.25	0.00
Subtotal			8,306,940,388.87				834,196.08	0.00	834,196.08	0.00
TOTAL OTHER TRANSACTIONS			8,361,377,388.87				1,362,348.36	0.00	1,362,348.36	0.00

City of Corona Consolidated

Income Earned



Account #10003

As of July 31, 2023

CUSIP	Security Description	Trade Date Settle Date Units	Book Value: Begin Book Value: Acq Book Value: Disp Book Value: End	Prior Accrued Inc. Received Ending Accrued Total Interest	Accr. Of Discount Amort. Of Premium Net Accret/Amort Income Earned	Total Income
FIXED INCOME						
023135BX3	Amazon.com Inc Callable Note Cont 4/12/2026 1% Due 05/12/2026	05/10/2021 05/12/2021 4,865,000.00	4,843,983.20 0.00 0.00 4,843,983.20	6,621.81 0.00 10,675.97 4,054.16	0.00 0.00 0.00 4,054.16	4,054.16
02582JIT8	American Express Credit Trust 2022-2 A 3.39% Due 05/17/2027	05/17/2022 05/24/2022 2,765,000.00	2,764,388.38 0.00 0.00 2,764,388.38	4,165.93 7,811.13 4,165.93 7,811.13	0.00 0.00 0.00 7,811.13	7,811.13
037833ET3	Apple Inc Callable Note Cont 4/10/2028 4% Due 05/10/2028	05/08/2023 05/10/2023 1,650,000.00	1,649,083.50 0.00 0.00 1,649,083.50	9,350.00 0.00 14,850.00 5,500.00	0.00 0.00 0.00 5,500.00	5,500.00
05601XAC3	BMW Vehicle Lease Trust 2022-1 A3 1.1% Due 03/25/2025	01/11/2022 01/19/2022 721,417.68	816,966.55 0.00 95,656.73 721,309.82	149.80 749.00 132.26 731.46	0.00 0.00 0.00 731.46	731.46
05602RAD3	BMW Vehicle Owner Trust 2022-A A3 3.21% Due 08/25/2026	05/10/2022 05/18/2022 1,065,000.00	1,064,944.62 0.00 0.00 1,064,944.62	569.78 2,848.88 569.78 2,848.88	0.00 0.00 0.00 2,848.88	2,848.88
06051GHT9	Bank of America Corp Callable Note 1X 4/23/2026 3.559% Due 04/23/2027	Various Various 3,000,000.00	2,906,255.64 0.00 0.00 2,906,255.64	20,167.67 0.00 29,065.16 8,897.49	0.00 0.00 0.00 8,897.49	8,897.49
06051GJD2	Bank of America Corp Callable Note Cont 6/19/2025 1.319% Due 06/19/2026	Various Various 3,000,000.00	3,007,920.00 0.00 0.00 3,007,920.00	1,319.00 0.00 4,616.50 3,297.50	0.00 0.00 0.00 3,297.50	3,297.50
06367WB85	Bank of Montreal Note 1.85% Due 05/01/2025	07/23/2021 07/27/2021 2,761,000.00	2,862,660.02 0.00 0.00 2,862,660.02	8,513.08 0.00 12,769.63 4,256.55	0.00 0.00 0.00 4,256.55	4,256.55
09690AAC7	BMW Vehicle Lease Trust 2021-2 A3 0.33% Due 12/26/2024	09/08/2021 09/15/2021 339,955.78	426,363.98 0.00 86,443.28 339,920.70	23.45 117.26 18.70 112.51	0.00 0.00 0.00 112.51	112.51

City of Corona Consolidated

Income Earned



Account #10003

As of July 31, 2023

CUSIP	Security Description	Trade Date Settle Date Units	Book Value: Begin Book Value: Acq Book Value: Disp Book Value: End	Prior Accrued Inc. Received Ending Accrued Total Interest	Accr. Of Discount Amort. Of Premium Net Accret/Amort Income Earned	Total Income
13063DRK6	California State Taxable GO 2.4% Due 10/01/2024	10/16/2019 10/24/2019 3,385,000.00	3,462,753.45 0.00 0.00 3,462,753.45	20,310.00 0.00 27,080.00 6,770.00	0.00 0.00 0.00 6,770.00	6,770.00
14913Q3B3	Caterpillar Finl Service Note 2.15% Due 11/08/2024	Various Various 2,593,000.00	2,624,484.21 0.00 0.00 2,624,484.21	8,207.57 0.00 12,853.36 4,645.79	0.00 0.00 0.00 4,645.79	4,645.79
14913R2V8	Caterpillar Financial Service Note 3.4% Due 05/13/2025	05/10/2022 05/13/2022 1,460,000.00	1,458,145.80 0.00 0.00 1,458,145.80	6,618.67 0.00 10,755.33 4,136.66	0.00 0.00 0.00 4,136.66	4,136.66
22160KAM7	Costco Wholesale Corp Callable Note Cont 2/18/2027 3% Due 05/18/2027	07/15/2022 07/19/2022 2,500,000.00	2,441,975.00 0.00 0.00 2,441,975.00	8,958.33 0.00 15,208.33 6,250.00	0.00 0.00 0.00 6,250.00	6,250.00
24422EWR6	John Deere Capital Corp Note 4.75% Due 01/20/2028	01/23/2023 01/25/2023 2,450,000.00	2,487,705.50 0.00 0.00 2,487,705.50	55,601.39 61,743.40 3,555.90 9,697.91	0.00 0.00 0.00 9,697.91	9,697.91
3130A1XJ2	FHLB Note 2.875% Due 06/14/2024	Various Various 5,500,000.00	5,740,000.40 0.00 0.00 5,740,000.40	7,467.02 0.00 20,644.10 13,177.08	0.00 0.00 0.00 13,177.08	13,177.08
3130A2UW4	FHLB Note 2.875% Due 09/13/2024	09/13/2019 09/16/2019 4,000,000.00	4,206,760.00 0.00 0.00 4,206,760.00	34,500.00 0.00 44,083.33 9,583.33	0.00 0.00 0.00 9,583.33	9,583.33
3130AQF40	FHLB Note 1% Due 12/20/2024	12/21/2021 12/22/2021 4,300,000.00	4,297,205.00 0.00 0.00 4,297,205.00	1,313.89 0.00 4,897.22 3,583.33	0.00 0.00 0.00 3,583.33	3,583.33
3135G03U5	FNMA Note 0.625% Due 04/22/2025	04/22/2020 04/24/2020 5,270,000.00	5,259,143.80 0.00 0.00 5,259,143.80	6,313.02 0.00 9,057.81 2,744.79	0.00 0.00 0.00 2,744.79	2,744.79

City of Corona Consolidated

Income Earned



Account #10003

As of July 31, 2023

CUSIP	Security Description	Trade Date Settle Date Units	Book Value: Begin Book Value: Acq Book Value: Disp Book Value: End	Prior Accrued Inc. Received Ending Accrued Total Interest	Accr. Of Discount Amort. Of Premium Net Accret/Amort Income Earned	Total Income
3135G04Z3	FNMA Note 0.5% Due 06/17/2025	Various Various 6,200,000.00	6,196,731.90 0.00 0.00 6,196,731.90	1,205.55 0.00 3,788.89 2,583.34	0.00 0.00 0.00 2,583.34	2,583.34
3135G05X7	FNMA Note 0.375% Due 08/25/2025	Various Various 6,285,000.00	6,260,439.20 0.00 0.00 6,260,439.20	8,249.06 0.00 10,213.13 1,964.07	0.00 0.00 0.00 1,964.07	1,964.07
3135G06G3	FNMA Note 0.5% Due 11/07/2025	Various Various 6,300,000.00	6,279,895.00 0.00 0.00 6,279,895.00	4,725.00 0.00 7,350.00 2,625.00	0.00 0.00 0.00 2,625.00	2,625.00
3135G0W66	FNMA Note 1.625% Due 10/15/2024	Various Various 3,500,000.00	3,564,275.00 0.00 0.00 3,564,275.00	12,006.94 0.00 16,746.52 4,739.58	0.00 0.00 0.00 4,739.58	4,739.58
3135G0X24	FNMA Note 1.625% Due 01/07/2025	Various Various 4,220,000.00	4,282,878.20 0.00 0.00 4,282,878.20	33,144.58 34,287.50 4,571.67 5,714.59	0.00 0.00 0.00 5,714.59	5,714.59
3137B7MZ9	FHLMC K036 A2 3.527% Due 10/25/2023	05/16/2019 05/21/2019 845,407.94	933,536.19 0.00 55,170.54 878,365.65	528.17 2,640.87 496.96 2,609.66	0.00 0.00 0.00 2,609.66	2,609.66
3137BSP72	FHLMC K058 A2 2.653% Due 08/25/2026	11/12/2021 11/17/2021 1,500,000.00	1,586,425.78 0.00 0.00 1,586,425.78	3,316.25 3,316.25 3,316.25 3,316.25	0.00 0.00 0.00 3,316.25	3,316.25
3137BSRE5	FHLMC K059 A2 3.12% Due 09/25/2026	02/18/2022 02/24/2022 3,000,000.00	3,128,437.50 0.00 0.00 3,128,437.50	7,800.00 7,800.00 7,800.00 7,800.00	0.00 0.00 0.00 7,800.00	7,800.00
3137EAEP0	FHLMC Note 1.5% Due 02/12/2025	02/13/2020 02/14/2020 6,575,000.00	6,569,937.25 0.00 0.00 6,569,937.25	38,080.21 0.00 46,298.96 8,218.75	0.00 0.00 0.00 8,218.75	8,218.75

City of Corona Consolidated

Income Earned



Account #10003

As of July 31, 2023

CUSIP	Security Description	Trade Date Settle Date Units	Book Value: Begin Book Value: Acq Book Value: Disp Book Value: End	Prior Accrued Inc. Received Ending Accrued Total Interest	Accr. Of Discount Amort. Of Premium Net Accret/Amort Income Earned	Total Income
3137EAEU9	FHLMC Note 0.375% Due 07/21/2025	Various Various 6,300,000.00	6,277,899.60 0.00 0.00 6,277,899.60	10,500.00 11,812.50 656.25 1,968.75	0.00 0.00 0.00 1,968.75	1,968.75
3137EAEX3	FHLMC Note 0.375% Due 09/23/2025	Various Various 6,295,000.00	6,276,346.05 0.00 0.00 6,276,346.05	6,426.14 0.00 8,393.34 1,967.20	0.00 0.00 0.00 1,967.20	1,967.20
3137F4D41	FHLMC K074 A2 3.6% Due 01/25/2028	03/16/2023 03/21/2023 3,000,000.00	2,911,054.69 0.00 0.00 2,911,054.69	1,800.00 9,000.00 1,800.00 9,000.00	0.00 0.00 0.00 9,000.00	9,000.00
3137FBBX3	FHLMC K068 A2 3.244% Due 08/25/2027	11/02/2022 11/07/2022 2,650,000.00	2,482,408.20 0.00 0.00 2,482,408.20	7,163.83 7,163.83 7,163.83 7,163.83	0.00 0.00 0.00 7,163.83	7,163.83
3137FEBQ2	FHLMC K072 A2 3.444% Due 12/25/2027	07/20/2023 07/25/2023 4,690,000.00	0.00 4,471,072.27 0.00 4,471,072.27	0.00 (10,768.24) 13,460.30 2,692.06	0.00 0.00 0.00 2,692.06	2,692.06
3137FETN0	FHLMC K073 A2 3.35% Due 01/25/2028	Various Various 6,000,000.00	5,707,999.69 0.00 0.00 5,707,999.69	3,350.00 16,750.00 3,350.00 16,750.00	0.00 0.00 0.00 16,750.00	16,750.00
3137FG6X8	FHLMC K077 A2 3.85% Due 05/25/2028	Various Various 5,320,000.00	5,229,125.01 0.00 0.00 5,229,125.01	3,413.66 17,068.33 3,413.66 17,068.33	0.00 0.00 0.00 17,068.33	17,068.33
3137FGR31	FHLMC K078 A2 3.854% Due 06/25/2028	06/22/2023 06/27/2023 1,997,000.00	1,951,677.46 0.00 0.00 1,951,677.46	1,282.74 6,413.70 1,282.74 6,413.70	0.00 0.00 0.00 6,413.70	6,413.70
362554AC1	GM Financial Securitized Term 2021-4 A3 0.68% Due 09/16/2026	10/13/2021 10/21/2021 753,638.30	779,980.11 0.00 26,361.03 753,619.08	221.00 442.00 213.53 434.53	0.00 0.00 0.00 434.53	434.53

City of Corona Consolidated

Income Earned



Account #10003

As of July 31, 2023

CUSIP	Security Description	Trade Date Settle Date Units	Book Value: Begin Book Value: Acq Book Value: Disp Book Value: End	Prior Accrued Inc. Received Ending Accrued Total Interest	Accr. Of Discount Amort. Of Premium Net Accret/Amort Income Earned	Total Income
36262XAC8	GM Financial Auto Lease Trust 2021-3 A2 0.39% Due 10/21/2024	08/10/2021 08/18/2021 1,139,649.62	1,346,422.96 0.00 206,788.84 1,139,634.12	160.45 437.60 135.81 412.96	0.00 0.00 0.00 412.96	412.96
36265MAC9	GM Financial Auto Lease Trust 2022-1 A3 1.9% Due 03/20/2025	02/15/2022 02/23/2022 2,105,000.00	2,104,981.90 0.00 0.00 2,104,981.90	1,222.07 3,332.92 1,222.07 3,332.92	0.00 0.00 0.00 3,332.92	3,332.92
380146AC4	GM Financial Auto Receivables 2022-1 A3 1.26% Due 11/16/2026	01/11/2022 01/19/2022 660,000.00	659,942.65 0.00 0.00 659,942.65	346.50 693.00 346.50 693.00	0.00 0.00 0.00 693.00	693.00
40139LBC6	Guardian Life Glob Fun Note 0.875% Due 12/10/2025	Various Various 3,000,000.00	2,969,700.00 0.00 0.00 2,969,700.00	1,531.26 0.00 3,718.76 2,187.50	0.00 0.00 0.00 2,187.50	2,187.50
43813DAC2	Honda Auto Receivables 2020-2 A3 0.82% Due 07/15/2024	05/18/2020 05/27/2020 54,035.67	87,146.23 0.00 33,114.81 54,031.42	31.76 59.55 19.69 47.48	0.00 0.00 0.00 47.48	47.48
43813GAC5	Honda Auto Receivables Trust 2021-1 A3 0.27% Due 04/21/2025	02/17/2021 02/24/2021 277,683.05	311,321.80 0.00 33,643.83 277,677.97	23.35 70.05 20.83 67.53	0.00 0.00 0.00 67.53	67.53
43813KAC6	Honda Auto Receivables Trust 2020-3 A3 0.37% Due 10/18/2024	09/22/2020 09/29/2020 311,404.42	375,546.29 0.00 64,187.62 311,358.67	50.18 115.81 41.61 107.24	0.00 0.00 0.00 107.24	107.24
43815BAC4	Honda Auto Receivables Trust 2022-1 A3 1.88% Due 05/15/2026	02/15/2022 02/23/2022 1,650,000.00	1,649,751.84 0.00 0.00 1,649,751.84	1,378.67 2,585.00 1,378.67 2,585.00	0.00 0.00 0.00 2,585.00	2,585.00
43815GAC3	Honda Auto Receivables Trust 2021-4 A3 0.88% Due 01/21/2026	11/16/2021 11/24/2021 999,274.89	1,024,783.93 0.00 25,719.69 999,064.24	250.56 751.67 244.27 745.38	0.00 0.00 0.00 745.38	745.38

City of Corona Consolidated

Income Earned



Account #10003

As of July 31, 2023

CUSIP	Security Description	Trade Date Settle Date Units	Book Value: Begin Book Value: Acq Book Value: Disp Book Value: End	Prior Accrued Inc. Received Ending Accrued Total Interest	Accr. Of Discount Amort. Of Premium Net Accret/Amort Income Earned	Total Income
44891RAC4	Hyundai Auto Receivables Trust 2020-C A3 0.38% Due 05/15/2025	10/20/2020 10/28/2020 502,579.56	574,990.33 0.00 72,526.50 502,463.83	97.13 182.12 84.88 169.87	0.00 0.00 0.00 169.87	169.87
44891VAC5	Hyundai Auto Lease Trust 2021-B A3 0.33% Due 06/17/2024	06/08/2021 06/16/2021 347,635.86	576,122.53 0.00 228,538.81 347,583.72	84.51 158.46 50.99 124.94	0.00 0.00 0.00 124.94	124.94
44891WAC3	Hyundai Auto Lease Trust 2022-A A3 1.16% Due 01/15/2025	01/11/2022 01/19/2022 1,193,104.95	1,204,973.37 0.00 11,894.79 1,193,078.58	621.24 1,164.83 615.11 1,158.70	0.00 0.00 0.00 1,158.70	1,158.70
448977AD0	Hyundai Auto Receivables Trust 2022-A A3 2.22% Due 10/15/2026	03/09/2022 03/16/2022 1,350,000.00	1,349,948.03 0.00 0.00 1,349,948.03	1,332.00 2,497.50 1,332.00 2,497.50	0.00 0.00 0.00 2,497.50	2,497.50
44933LAC7	Hyundai Auto Receivables Trust 2021-A A3 0.38% Due 09/15/2025	04/20/2021 04/28/2021 719,970.15	793,050.54 0.00 73,156.12 719,894.42	133.95 251.16 121.59 238.80	0.00 0.00 0.00 238.80	238.80
44935FAD6	Hyundai Auto Receivables Trust 2021-C A3 0.74% Due 05/15/2026	11/09/2021 11/17/2021 713,825.84	729,837.06 0.00 16,170.55 713,666.51	240.09 450.17 234.77 444.85	0.00 0.00 0.00 444.85	444.85
4581X0DV7	Inter-American Dev Bank Note 0.875% Due 04/20/2026	04/13/2021 04/20/2021 6,390,000.00	6,360,733.80 0.00 0.00 6,360,733.80	11,027.19 0.00 15,686.56 4,659.37	0.00 0.00 0.00 4,659.37	4,659.37
459058JL8	Intl. Bank Recon & Development Note 0.5% Due 10/28/2025	Various Various 6,300,000.00	6,272,360.85 0.00 0.00 6,272,360.85	5,512.51 0.00 8,137.51 2,625.00	0.00 0.00 0.00 2,625.00	2,625.00
46647PBK1	JP Morgan Chase & Co Callable Note Cont 4/22/2025 2.083% Due 04/22/2026	05/20/2021 05/24/2021 1,000,000.00	1,037,330.00 0.00 0.00 1,037,330.00	3,992.42 0.00 5,728.25 1,735.83	0.00 0.00 0.00 1,735.83	1,735.83

City of Corona Consolidated

Income Earned



Account #10003

As of July 31, 2023

CUSIP	Security Description	Trade Date Settle Date Units	Book Value: Begin Book Value: Acq Book Value: Disp Book Value: End	Prior Accrued Inc. Received Ending Accrued Total Interest	Accr. Of Discount Amort. Of Premium Net Accret/Amort Income Earned	Total Income
46647PCH7	JP Morgan Chase & Co Callable Note Cont 6/1/2024 0.824% Due 06/01/2025	05/24/2021 06/01/2021 3,295,000.00	3,299,268.65 0.00 0.00 3,299,268.65	2,262.57 0.00 4,525.13 2,262.56	0.00 0.00 0.00 2,262.56	2,262.56
46647PCK0	JP Morgan Chase & Co Callable Note Cont 6/23/2024 0.969% Due 06/23/2025	Various Various 1,565,000.00	1,565,968.20 0.00 0.00 1,565,968.20	336.99 0.00 1,600.73 1,263.74	0.00 0.00 0.00 1,263.74	1,263.74
47787JAC2	John Deere Owner Trust 2022-A A3 2.32% Due 09/16/2026	03/10/2022 03/16/2022 1,010,000.00	1,009,776.59 0.00 0.00 1,009,776.59	1,041.42 1,952.67 1,041.42 1,952.67	0.00 0.00 0.00 1,952.67	1,952.67
47787NAC3	John Deere Owner Trust 2020-B A3 0.51% Due 11/15/2024	07/14/2020 07/22/2020 51,922.31	68,333.78 0.00 16,419.38 51,914.40	15.49 29.05 11.77 25.33	0.00 0.00 0.00 25.33	25.33
47789KAC7	John Deere Owner Trust 2020-A A3 Due 08/15/2024	Various Various 0.00	14,521.42 0.00 14,521.42 0.00	7.08 13.24 0.00 6.16	0.00 0.00 0.00 6.16	6.16
47789QAC4	John Deere Owner Trust 2021-B A3 0.52% Due 03/16/2026	07/13/2021 07/21/2021 1,066,842.13	1,116,237.66 0.00 49,490.69 1,066,746.97	258.00 483.75 246.56 472.31	0.00 0.00 0.00 472.31	472.31
47800CAC0	John Deere Owner Trust 2023-A A3 5.01% Due 11/15/2027	02/22/2023 03/02/2023 1,880,000.00	1,879,657.46 0.00 0.00 1,879,657.46	4,186.13 7,849.00 4,186.13 7,849.00	0.00 0.00 0.00 7,849.00	7,849.00
57629WDE7	Mass Mutual Global funding Note 1.2% Due 07/16/2026	08/10/2021 08/12/2021 2,272,000.00	2,271,369.92 0.00 0.00 2,271,369.92	12,496.00 13,632.00 1,136.00 2,272.00	0.00 0.00 0.00 2,272.00	2,272.00
57636QAW4	MasterCard Inc Callable Note Cont 2/9/28 4.875% Due 03/09/2028	03/06/2023 03/09/2023 2,090,000.00	2,087,972.70 0.00 0.00 2,087,972.70	31,698.33 0.00 40,188.96 8,490.63	0.00 0.00 0.00 8,490.63	8,490.63

City of Corona Consolidated

Income Earned



Account #10003

As of July 31, 2023

CUSIP	Security Description	Trade Date Settle Date Units	Book Value: Begin Book Value: Acq Book Value: Disp Book Value: End	Prior Accrued Inc. Received Ending Accrued Total Interest	Accr. Of Discount Amort. Of Premium Net Accret/Amort Income Earned	Total Income
58933YBH7	Merck & Co Callable Note Cont 4/17/2028 4.05% Due 05/17/2028	05/08/2023 05/17/2023 1,975,000.00	1,975,392.25 0.00 0.00 1,975,392.25	9,776.25 0.00 16,441.88 6,665.63	0.00 0.00 0.00 6,665.63	6,665.63
58989V2D5	Met Tower Global Funding Note 1.25% Due 09/14/2026	09/07/2021 09/14/2021 1,715,000.00	1,713,422.20 0.00 0.00 1,713,422.20	6,371.70 0.00 8,158.16 1,786.46	0.00 0.00 0.00 1,786.46	1,786.46
59217GER6	Metlife Note 1.875% Due 01/11/2027	01/03/2022 01/11/2022 2,485,000.00	2,482,167.10 0.00 0.00 2,482,167.10	22,002.60 23,296.88 2,588.54 3,882.82	0.00 0.00 0.00 3,882.82	3,882.82
6174468Q5	Morgan Stanley Callable Note Cont 4/28/2025 2.188% Due 04/28/2026	05/18/2022 05/20/2022 1,600,000.00	1,511,376.00 0.00 0.00 1,511,376.00	6,126.40 0.00 9,043.73 2,917.33	0.00 0.00 0.00 2,917.33	2,917.33
63743HFE7	National Rural Utilities Note 3.45% Due 06/15/2025	04/27/2022 05/04/2022 940,000.00	939,746.20 0.00 0.00 939,746.20	1,441.33 0.00 4,143.83 2,702.50	0.00 0.00 0.00 2,702.50	2,702.50
64952WEK5	New York Life Global Note 1.45% Due 01/14/2025	01/11/2022 01/14/2022 3,745,000.00	3,740,955.40 0.00 0.00 3,740,955.40	25,190.33 27,151.25 2,564.28 4,525.20	0.00 0.00 0.00 4,525.20	4,525.20
665859AW4	Northern Trust Company Callable Note Cont 4/10/2027 4% Due 05/10/2027	05/05/2022 05/10/2022 1,345,000.00	1,342,821.10 0.00 0.00 1,342,821.10	7,621.67 0.00 12,105.00 4,483.33	0.00 0.00 0.00 4,483.33	4,483.33
66815L2A6	Northwestern Mutual Gbl Note 0.8% Due 01/14/2026	12/06/2021 12/08/2021 1,870,000.00	1,820,388.90 0.00 0.00 1,820,388.90	6,939.78 7,480.00 706.44 1,246.66	0.00 0.00 0.00 1,246.66	1,246.66
66815L2J7	Northwestern Mutual Gbl Note 4% Due 07/01/2025	06/27/2022 07/01/2022 2,350,000.00	2,349,201.00 0.00 0.00 2,349,201.00	47,000.00 47,000.00 7,833.33 7,833.33	0.00 0.00 0.00 7,833.33	7,833.33

City of Corona Consolidated

Income Earned



Account #10003

As of July 31, 2023

CUSIP	Security Description	Trade Date Settle Date Units	Book Value: Begin Book Value: Acq Book Value: Disp Book Value: End	Prior Accrued Inc. Received Ending Accrued Total Interest	Accr. Of Discount Amort. Of Premium Net Accret/Amort Income Earned	Total Income
69371RR73	Paccar Financial Corp Note 2.85% Due 04/07/2025	03/31/2022 04/07/2022 2,970,000.00	2,969,227.80 0.00 0.00 2,969,227.80	19,750.50 0.00 26,804.25 7,053.75	0.00 0.00 0.00 7,053.75	7,053.75
74153WCQ0	Prcoa Global Funding Note 1.15% Due 12/06/2024	12/01/2021 12/08/2021 1,975,000.00	1,972,965.75 0.00 0.00 1,972,965.75	1,577.26 0.00 3,469.97 1,892.71	0.00 0.00 0.00 1,892.71	1,892.71
74340XCG4	Prologis LP Callable Note Cont 5/15/2028 4.875% Due 06/15/2028	Various Various 2,630,000.00	2,616,154.70 0.00 0.00 2,616,154.70	1,068.44 0.00 11,752.81 10,684.37	0.00 0.00 0.00 10,684.37	10,684.37
756109AU8	Realty Income Corp Callable Note Cont 10/15/2027 3.65% Due 01/15/2028	Various Various 4,500,000.00	4,242,810.00 0.00 0.00 4,242,810.00	75,737.50 82,125.00 7,300.00 13,687.50	0.00 0.00 0.00 13,687.50	13,687.50
78015K7C2	Royal Bank of Canada Note 2.25% Due 11/01/2024	12/05/2019 12/09/2019 3,600,000.00	3,598,128.00 0.00 0.00 3,598,128.00	13,500.00 0.00 20,250.00 6,750.00	0.00 0.00 0.00 6,750.00	6,750.00
78016EZ59	Royal Bank of Canada Note 3.375% Due 04/14/2025	04/07/2022 04/14/2022 1,270,000.00	1,269,530.10 0.00 0.00 1,269,530.10	9,167.81 0.00 12,739.69 3,571.88	0.00 0.00 0.00 3,571.88	3,571.88
79466LAG9	Salesforce.com Inc Callable Note Cont 7/15/2022 0.625% Due 07/15/2024	Various Various 3,100,000.00	3,076,192.60 0.00 0.00 3,076,192.60	8,934.04 9,687.50 861.11 1,614.57	0.00 0.00 0.00 1,614.57	1,614.57
808513BY0	Charles Schwab Corp Callable Note Cont 2/3/2027 2.45% Due 03/03/2027	03/09/2022 03/11/2022 1,300,000.00	1,282,866.00 0.00 0.00 1,282,866.00	10,439.72 0.00 13,093.89 2,654.17	0.00 0.00 0.00 2,654.17	2,654.17
880591EZ1	Tennessee Valley Authority Note 3.875% Due 03/15/2028	05/04/2023 05/05/2023 3,500,000.00	3,548,755.00 0.00 0.00 3,548,755.00	34,282.99 0.00 45,585.07 11,302.08	0.00 0.00 0.00 11,302.08	11,302.08

City of Corona Consolidated

Income Earned



Account #10003

As of July 31, 2023

CUSIP	Security Description	Trade Date Settle Date Units	Book Value: Begin Book Value: Acq Book Value: Disp Book Value: End	Prior Accrued Inc. Received Ending Accrued Total Interest	Accr. Of Discount Amort. Of Premium Net Accret/Amort Income Earned	Total Income
89114TZT2	Toronto-Dominion Bank Note 2.8% Due 03/10/2027	03/09/2022 03/11/2022 1,900,000.00	1,884,933.00 0.00 0.00 1,884,933.00	16,403.33 0.00 20,836.67 4,433.34	0.00 0.00 0.00 4,433.34	4,433.34
89115A2C5	Toronto-Dominion Bank Note 4.108% Due 06/08/2027	08/26/2022 08/30/2022 1,400,000.00	1,395,310.00 0.00 0.00 1,395,310.00	3,674.38 0.00 8,467.04 4,792.66	0.00 0.00 0.00 4,792.66	4,792.66
89236TJK2	Toyota Motor Credit Corp Note 1.125% Due 06/18/2026	06/15/2021 06/18/2021 3,325,000.00	3,323,537.00 0.00 0.00 3,323,537.00	1,350.78 0.00 4,467.97 3,117.19	0.00 0.00 0.00 3,117.19	3,117.19
89236TJT3	Toyota Motor Credit Corp Note 1.45% Due 01/13/2025	01/10/2022 01/13/2022 2,700,000.00	2,696,382.00 0.00 0.00 2,696,382.00	18,270.00 19,575.00 1,957.50 3,262.50	0.00 0.00 0.00 3,262.50	3,262.50
89236XAC0	Toyota Auto Receivables 2020-D A3 0.35% Due 01/15/2025	10/06/2020 10/13/2020 206,941.31	258,134.17 0.00 51,231.42 206,902.75	40.16 75.30 32.19 67.33	0.00 0.00 0.00 67.33	67.33
89238JAC9	Toyota Auto Receivables Trust 2021-D A3 0.71% Due 04/15/2026	11/09/2021 11/15/2021 933,091.67	954,979.66 0.00 21,907.86 933,071.80	301.36 565.04 294.44 558.12	0.00 0.00 0.00 558.12	558.12
89238LAC4	Toyota Lease Owner Trust 2022-A A3 1.96% Due 02/20/2025	02/23/2022 02/28/2022 2,565,000.00	2,564,596.27 0.00 0.00 2,564,596.27	1,536.15 4,189.50 1,536.15 4,189.50	0.00 0.00 0.00 4,189.50	4,189.50
89240BAC2	Toyota Auto Receivables Owners 2021-A A3 0.26% Due 05/15/2025	02/02/2021 02/08/2021 1,017,443.22	1,139,799.66 0.00 122,545.27 1,017,254.39	131.73 247.00 117.57 232.84	0.00 0.00 0.00 232.84	232.84
90331HPL1	US Bank NA Callable Note Cont 12/21/2024 2.05% Due 01/21/2025	01/16/2020 01/21/2020 4,145,000.00	4,136,171.15 0.00 0.00 4,136,171.15	37,765.56 42,486.25 2,360.35 7,081.04	0.00 0.00 0.00 7,081.04	7,081.04

City of Corona Consolidated

Income Earned



Account #10003

As of July 31, 2023

CUSIP	Security Description	Trade Date Settle Date Units	Book Value: Begin Book Value: Acq Book Value: Disp Book Value: End	Prior Accrued Inc. Received Ending Accrued Total Interest	Accr. Of Discount Amort. Of Premium Net Accret/Amort Income Earned	Total Income
9128283D0	US Treasury Note 2.25% Due 10/31/2024	11/07/2019 11/08/2019 4,000,000.00	4,090,468.75 0.00 0.00 4,090,468.75	15,163.04 0.00 22,744.57 7,581.53	0.00 0.00 0.00 7,581.53	7,581.53
912828B66	US Treasury Note 2.75% Due 02/15/2024	Various Various 5,000,000.00	5,121,796.88 0.00 0.00 5,121,796.88	51,657.46 0.00 63,432.32 11,774.86	0.00 0.00 0.00 11,774.86	11,774.86
912828D56	US Treasury Note 2.375% Due 08/15/2024	12/12/2019 12/13/2019 5,000,000.00	5,140,234.38 0.00 0.00 5,140,234.38	44,613.26 0.00 54,782.46 10,169.20	0.00 0.00 0.00 10,169.20	10,169.20
912828X70	US Treasury Note 2% Due 04/30/2024	Various Various 3,150,000.00	4,833,281.25 0.00 1,655,800.79 3,177,480.46	16,173.92 7,711.96 15,921.19 7,459.23	0.00 0.00 0.00 7,459.23	7,459.23
912828XX3	US Treasury Note 2% Due 06/30/2024	Various Various 4,900,000.00	4,942,253.91 0.00 0.00 4,942,253.91	266.30 0.00 8,521.74 8,255.44	0.00 0.00 0.00 8,255.44	8,255.44
912828ZC7	US Treasury Note 1.125% Due 02/28/2025	03/18/2020 03/19/2020 7,000,000.00	7,108,007.81 0.00 0.00 7,108,007.81	26,321.33 0.00 32,955.16 6,633.83	0.00 0.00 0.00 6,633.83	6,633.83
91282CAB7	US Treasury Note 0.25% Due 07/31/2025	03/12/2021 03/15/2021 6,000,000.00	5,879,062.50 0.00 0.00 5,879,062.50	6,256.91 7,500.00 40.76 1,283.85	0.00 0.00 0.00 1,283.85	1,283.85
91282CAM3	US Treasury Note 0.25% Due 09/30/2025	03/29/2021 03/30/2021 3,200,000.00	3,130,375.00 0.00 0.00 3,130,375.00	2,010.93 0.00 2,688.52 677.59	0.00 0.00 0.00 677.59	677.59
91282CAT8	US Treasury Note 0.25% Due 10/31/2025	02/19/2021 02/22/2021 6,000,000.00	5,923,125.00 0.00 0.00 5,923,125.00	2,527.17 0.00 3,790.76 1,263.59	0.00 0.00 0.00 1,263.59	1,263.59

City of Corona Consolidated

Income Earned



Account #10003

As of July 31, 2023

CUSIP	Security Description	Trade Date Settle Date Units	Book Value: Begin Book Value: Acq Book Value: Disp Book Value: End	Prior Accrued Inc. Received Ending Accrued Total Interest	Accr. Of Discount Amort. Of Premium Net Accret/Amort Income Earned	Total Income
91282CAZ4	US Treasury Note 0.375% Due 11/30/2025	03/26/2021 03/29/2021 3,800,000.00	3,731,867.19 0.00 0.00 3,731,867.19	1,206.97 0.00 2,413.93 1,206.96	0.00 0.00 0.00 1,206.96	1,206.96
91282CBR1	US Treasury Note Due 03/15/2024	03/30/2021 03/31/2021 0.00	648,425.78 0.00 648,425.78 0.00	476.90 582.88 0.00 105.98	0.00 0.00 0.00 105.98	105.98
91282CCW9	US Treasury Note 0.75% Due 08/31/2026	09/23/2021 09/24/2021 1,570,000.00	1,558,899.61 0.00 0.00 1,558,899.61	3,935.67 0.00 4,927.58 991.91	0.00 0.00 0.00 991.91	991.91
91282CCZ2	US Treasury Note 0.875% Due 09/30/2026	10/18/2021 10/19/2021 3,130,000.00	3,083,172.27 0.00 0.00 3,083,172.27	6,884.29 0.00 9,204.00 2,319.71	0.00 0.00 0.00 2,319.71	2,319.71
91282CDG3	US Treasury Note 1.125% Due 10/31/2026	11/15/2021 11/17/2021 3,120,000.00	3,100,987.50 0.00 0.00 3,100,987.50	5,913.59 0.00 8,870.38 2,956.79	0.00 0.00 0.00 2,956.79	2,956.79
91282CED9	US Treasury Note 1.75% Due 03/15/2025	04/05/2022 04/07/2022 7,000,000.00	6,823,085.94 0.00 0.00 6,823,085.94	35,951.09 0.00 46,270.38 10,319.29	0.00 0.00 0.00 10,319.29	10,319.29
91282CET4	US Treasury Note 2.625% Due 05/31/2027	06/09/2022 06/10/2022 2,400,000.00	2,351,156.25 0.00 0.00 2,351,156.25	5,336.07 0.00 10,672.13 5,336.06	0.00 0.00 0.00 5,336.06	5,336.06
91282CEW7	US Treasury Note 3.25% Due 06/30/2027	Various Various 6,650,000.00	6,690,380.86 0.00 0.00 6,690,380.86	587.30 0.00 18,793.48 18,206.18	0.00 0.00 0.00 18,206.18	18,206.18
91282CFB2	US Treasury Note 2.75% Due 07/31/2027	08/22/2022 08/23/2022 1,300,000.00	1,277,960.94 0.00 0.00 1,277,960.94	14,912.29 17,875.00 97.15 3,059.86	0.00 0.00 0.00 3,059.86	3,059.86

City of Corona Consolidated

Income Earned



Account #10003

As of July 31, 2023

CUSIP	Security Description	Trade Date Settle Date Units	Book Value: Begin Book Value: Acq Book Value: Disp Book Value: End	Prior Accrued Inc. Received Ending Accrued Total Interest	Accr. Of Discount Amort. Of Premium Net Accret/Amort Income Earned	Total Income
91282CFH9	US Treasury Note 3.125% Due 08/31/2027	Various Various 3,450,000.00	3,399,517.58 0.00 0.00 3,399,517.58	36,035.16 0.00 45,117.19 9,082.03	0.00 0.00 0.00 9,082.03	9,082.03
91282CFM8	US Treasury Note 4.125% Due 09/30/2027	Various Various 2,800,000.00	2,770,000.01 0.00 0.00 2,770,000.01	29,032.78 0.00 38,815.57 9,782.79	0.00 0.00 0.00 9,782.79	9,782.79
91282CFZ9	US Treasury Note 3.875% Due 11/30/2027	Various Various 4,600,000.00	4,628,085.94 0.00 0.00 4,628,085.94	15,097.68 0.00 30,195.35 15,097.67	0.00 0.00 0.00 15,097.67	15,097.67
91282CGC9	US Treasury Note 3.875% Due 12/31/2027	Various Various 7,000,000.00	7,028,945.31 0.00 0.00 7,028,945.31	737.10 0.00 23,586.95 22,849.85	0.00 0.00 0.00 22,849.85	22,849.85
91282CGH8	US Treasury Note 3.5% Due 01/31/2028	02/16/2023 02/17/2023 7,000,000.00	6,828,007.81 0.00 0.00 6,828,007.81	102,196.13 122,500.00 665.76 20,969.63	0.00 0.00 0.00 20,969.63	20,969.63
91282CGP0	US Treasury Note 4% Due 02/29/2028	02/23/2023 02/28/2023 7,000,000.00	6,949,960.94 0.00 0.00 6,949,960.94	93,586.96 0.00 117,173.91 23,586.95	0.00 0.00 0.00 23,586.95	23,586.95
91282CHE4	US Treasury Note 3.625% Due 05/31/2028	06/14/2023 06/20/2023 7,000,000.00	6,884,335.94 0.00 0.00 6,884,335.94	21,492.49 0.00 42,984.97 21,492.48	0.00 0.00 0.00 21,492.48	21,492.48
91324PEC2	United Health Group Inc Callable Note Cont 4/15/2026 1.15% Due 05/15/2026	Various Various 805,000.00	807,605.05 0.00 0.00 807,605.05	1,182.90 0.00 1,954.36 771.46	0.00 0.00 0.00 771.46	771.46
91324PEG3	United Health Group Inc Callable Note Cont 4/15/2027 3.7% Due 05/15/2027	05/17/2022 05/20/2022 1,365,000.00	1,365,638.40 0.00 0.00 1,365,638.40	6,453.41 0.00 10,662.16 4,208.75	0.00 0.00 0.00 4,208.75	4,208.75

City of Corona Consolidated

Income Earned



Account #10003

As of July 31, 2023

CUSIP	Security Description	Trade Date Settle Date Units	Book Value: Begin Book Value: Acq Book Value: Disp Book Value: End	Prior Accrued Inc. Received Ending Accrued Total Interest	Accr. Of Discount Amort. Of Premium Net Accret/Amort Income Earned	Total Income
91324PEP3	United Health Group Inc Callable Note Cont 1/15/2028 5.25% Due 02/15/2028	02/16/2023 02/21/2023 1,500,000.00	1,532,220.00 0.00 0.00 1,532,220.00	29,750.00 0.00 36,312.50 6,562.50	0.00 0.00 0.00 6,562.50	6,562.50
92290BAA9	Verizon Owner Trust 2020-B A 0.47% Due 02/20/2025	08/04/2020 08/12/2020 197,389.12	311,288.95 0.00 113,941.29 197,347.66	44.71 121.95 28.35 105.59	0.00 0.00 0.00 105.59	105.59
92348KAV5	Verizon Master Trust 2022-5 A1A 3.72% Due 07/20/2027	08/02/2022 08/11/2022 1,150,000.00	1,149,949.40 0.00 0.00 1,149,949.40	1,307.17 3,565.00 1,307.17 3,565.00	0.00 0.00 0.00 3,565.00	3,565.00
931142ERO	Wal-Mart Stores Callable Note Cont 08/17/2026 1.05% Due 09/17/2026	09/08/2021 09/17/2021 785,000.00	783,516.35 0.00 0.00 783,516.35	2,381.17 0.00 3,068.04 686.87	0.00 0.00 0.00 686.87	686.87
			346,161,392.88	1,389,615.31	0.00	
			4,471,072.27	639,641.47	0.00	
			3,723,657.04	1,360,882.56	0.00	
Total Fixed Income		347,936,213.47	346,908,808.11	610,908.72	610,908.72	610,908.72
CASH & EQUIVALENT						
60934N807	Federated Investors Govt Oblig Fund Inst.	Various Various 764,928.42	900,416.86 49,940,760.20 50,076,248.64 764,928.42	0.00 116,776.83 0.00 116,776.83	0.00 0.00 0.00 116,776.83	116,776.83
912796CQ0	US Treasury Bill 5.085% Due 09/14/2023	06/15/2023 06/16/2023 21,500,000.00	21,226,681.25 0.00 0.00 21,226,681.25	45,553.13 0.00 139,696.25 94,143.12	0.00 0.00 0.00 94,143.12	94,143.12
912797FB8	US Treasury Bill 5.252% Due 10/19/2023	Various 07/20/2023 50,750,000.00	0.00 50,076,248.64 0.00 50,076,248.64	0.00 0.00 88,846.33 88,846.33	0.00 0.00 0.00 88,846.33	88,846.33

City of Corona Consolidated

Account #10003

Income Earned

As of July 31, 2023



CUSIP	Security Description	Trade Date Settle Date Units	Book Value: Begin Book Value: Acq Book Value: Disp Book Value: End	Prior Accrued Inc. Received Ending Accrued Total Interest	Accr. Of Discount Amort. Of Premium Net Accret/Amort Income Earned	Total Income
912797FU6	US Treasury Bill 5.132% Due 12/14/2023	06/15/2023 06/16/2023 30,000,000.00	29,225,923.33 0.00 0.00 29,225,923.33	64,150.00 0.00 196,726.67 132,576.67	0.00 0.00 0.00 132,576.67	132,576.67
912797FY8	US Treasury Bill Due 07/18/2023	Various Various 0.00	49,701,088.05 0.00 49,701,088.05 0.00	180,884.73 298,911.95 0.00 118,027.22	0.00 0.00 0.00 118,027.22	118,027.22
912797GG6	US Treasury Bill 5.017% Due 08/15/2023	05/16/2023 05/17/2023 20,000,000.00	19,749,150.00 0.00 0.00 19,749,150.00	125,425.00 0.00 211,828.89 86,403.89	0.00 0.00 0.00 86,403.89	86,403.89
Total Cash & Equivalent			120,803,259.49 100,017,008.84 99,777,336.69 123,014,928.42	416,012.86 415,688.78 637,098.14 636,774.06	0.00 0.00 0.00 636,774.06	636,774.06
LOCAL AGENCY INVESTMENT FUND						
90LAIF\$00	Local Agency Investment Fund State Pool	01/15/2022 01/15/2022 49,776,879.61	46,959,460.36 20,017,419.25 17,200,000.00 49,776,879.61	672,852.33 717,419.25 123,659.40 168,226.32	0.00 0.00 0.00 168,226.32	168,226.32
Total Local Agency Investment Fund			46,959,460.36 20,017,419.25 17,200,000.00 49,776,879.61	672,852.33 717,419.25 123,659.40 168,226.32	0.00 0.00 0.00 168,226.32	168,226.32
TOTAL PORTFOLIO			513,924,112.73 124,505,500.36 120,700,993.73 520,728,021.50	2,478,480.50 1,772,749.50 2,121,640.10 1,415,909.10	0.00 0.00 0.00 1,415,909.10	1,415,909.10

City of Corona Consolidated

Cash Flow Report



Account #10003

As of July 31, 2023

Payment Date	Transaction Type	CUSIP	Quantity	Security Description	Principal Amount	Income	Total Amount
08/01/2023	Paydown	3137B7MZ9	845,407.94	FHLMC K036 A2 3.527% Due 10/25/2023	244,304.52	143.61	244,448.13
08/12/2023	Interest	3137EAEP0	6,575,000.00	FHLMC Note 1.5% Due 2/12/2025	0.00	49,312.50	49,312.50
08/15/2023	Interest	912828D56	5,000,000.00	US Treasury Note 2.375% Due 8/15/2024	0.00	59,375.00	59,375.00
08/15/2023	Interest	91324PEP3	1,500,000.00	United Health Group Inc Callable Note Cont 1/15/2028 5.25% Due 2/15/2028	0.00	39,375.00	39,375.00
08/15/2023	Interest	912828B66	5,000,000.00	US Treasury Note 2.75% Due 2/15/2024	0.00	68,750.00	68,750.00
08/15/2023	Maturity	912797GG6	20,000,000.00	US Treasury Bill 5.017% Due 8/15/2023	19,749,150.00	250,850.00	20,000,000.00
08/15/2023	Paydown	44891WAC3	1,193,104.95	Hyundai Auto Lease Trust 2022-A A3 1.16% Due 1/15/2025	131,888.16	1,153.33	133,041.49
08/15/2023	Paydown	448977AD0	1,350,000.00	Hyundai Auto Receivables Trust 2022-A A3 2.22% Due 10/15/2026	0.00	2,497.50	2,497.50
08/15/2023	Paydown	44935FAD6	713,825.84	Hyundai Auto Receivables Trust 2021-C A3 0.74% Due 5/15/2026	39,600.84	440.19	40,041.03
08/15/2023	Paydown	47787JAC2	1,010,000.00	John Deere Owner Trust 2022-A A3 2.32% Due 9/16/2026	0.00	1,952.67	1,952.67
08/15/2023	Paydown	89238JAC9	933,091.67	Toyota Auto Receivables Trust 2021-D A3 0.71% Due 4/15/2026	48,849.09	552.08	49,401.17
08/15/2023	Paydown	02582JIT8	2,765,000.00	American Express Credit Trust 2022-2 A 3.39% Due 5/17/2027	0.00	7,811.13	7,811.13
08/15/2023	Paydown	44891RAC4	502,579.56	Hyundai Auto Receivables Trust 2020-C A3 0.38% Due 5/15/2025	71,718.14	159.15	71,877.29
08/15/2023	Paydown	44891VAC5	347,635.86	Hyundai Auto Lease Trust 2021-B A3 0.33% Due 6/17/2024	173,809.96	95.60	173,905.56
08/15/2023	Paydown	44933LAC7	719,970.15	Hyundai Auto Receivables Trust 2021-A A3 0.38% Due 9/15/2025	71,891.78	227.99	72,119.77
08/15/2023	Paydown	47787NAC3	51,922.31	John Deere Owner Trust 2020-B A3 0.51% Due 11/15/2024	8,645.25	22.07	8,667.32

City of Corona Consolidated

Cash Flow Report



Account #10003

As of July 31, 2023

Payment Date	Transaction Type	CUSIP	Quantity	Security Description	Principal Amount	Income	Total Amount
08/15/2023	Paydown	47789QAC4	1,066,842.13	John Deere Owner Trust 2021-B A3 0.52% Due 3/16/2026	53,295.67	462.30	53,757.97
08/15/2023	Paydown	89240BAC2	1,017,443.22	Toyota Auto Receivables Owners 2021-A A3 0.26% Due 5/15/2025	127,035.80	220.45	127,256.25
08/15/2023	Paydown	47800CAC0	1,880,000.00	John Deere Owner Trust 2023-A A3 5.01% Due 11/15/2027	32,446.36	7,849.00	40,295.36
08/15/2023	Paydown	43813DAC2	54,035.67	Honda Auto Receivables 2020-2 A3 0.82% Due 7/15/2024	4,486.08	36.92	4,523.00
08/15/2023	Paydown	43815BAC4	1,650,000.00	Honda Auto Receivables Trust 2022-1 A3 1.88% Due 5/15/2026	0.00	2,585.00	2,585.00
08/15/2023	Paydown	89236XAC0	206,941.31	Toyota Auto Receivables 2020-D A3 0.35% Due 1/15/2025	11,877.10	60.36	11,937.46
08/16/2023	Paydown	362554AC1	753,638.30	GM Financial Securitized Term 2021-4 A3 0.68% Due 9/16/2026	37,598.46	427.06	38,025.52
08/16/2023	Paydown	380146AC4	660,000.00	GM Financial Auto Receivables 2022-1 A3 1.26% Due 11/16/2026	0.00	693.00	693.00
08/18/2023	Paydown	43813KAC6	311,404.42	Honda Auto Receivables Trust 2020-3 A3 0.37% Due 10/18/2024	77,815.10	96.02	77,911.12
08/19/2023	Paydown	3137BSRE5	0.00	FHLMC K059 A2 3.12% Due 9/25/2026	0.00	7,800.00	7,800.00
08/19/2023	Paydown	3137FBBX3	0.00	FHLMC K068 A2 3.244% Due 8/25/2027	0.00	7,163.83	7,163.83
08/19/2023	Paydown	3137BSP72	0.00	FHLMC K058 A2 2.653% Due 8/25/2026	0.00	3,316.25	3,316.25
08/20/2023	Paydown	36262XAC8	1,139,649.62	GM Financial Auto Lease Trust 2021-3 A2 0.39% Due 10/21/2024	189,846.65	370.39	190,217.04
08/20/2023	Paydown	36265MAC9	2,105,000.00	GM Financial Auto Lease Trust 2022-1 A3 1.9% Due 3/20/2025	0.00	3,332.92	3,332.92
08/20/2023	Paydown	92290BAA9	197,389.12	Verizon Owner Trust 2020-B A 0.47% Due 2/20/2025	10,352.33	77.31	10,429.64
08/20/2023	Paydown	89238LAC4	2,565,000.00	Toyota Lease Owner Trust 2022-A A3 1.96% Due 2/20/2025	0.00	4,189.50	4,189.50
08/20/2023	Paydown	92348KAV5	1,150,000.00	Verizon Master Trust 2022-5 A1A 3.72% Due 7/20/2027	0.00	3,565.00	3,565.00

City of Corona Consolidated

Cash Flow Report



Account #10003

As of July 31, 2023

Payment Date	Transaction Type	CUSIP	Quantity	Security Description	Principal Amount	Income	Total Amount
08/21/2023	Paydown	43813GAC5	277,683.05	Honda Auto Receivables Trust 2021-1 A3 0.27% Due 4/21/2025	34,681.03	62.48	34,743.51
08/21/2023	Paydown	43815GAC3	999,274.89	Honda Auto Receivables Trust 2021-4 A3 0.88% Due 1/21/2026	52,483.06	732.80	53,215.86
08/25/2023	Interest	3135G05X7	6,285,000.00	FNMA Note 0.375% Due 8/25/2025	0.00	11,784.38	11,784.38
08/25/2023	Interest	3137B7MZ9	845,407.94	FHLMC K036 A2 3.527% Due 10/25/2023	0.00	1,766.74	1,766.74
08/25/2023	Paydown	3137BSRE5	3,000,000.00	FHLMC K059 A2 3.12% Due 9/25/2026	0.00	7,800.00	7,800.00
08/25/2023	Paydown	3137FG6X8	5,320,000.00	FHLMC K077 A2 3.85% Due 5/25/2028	82,483.67	17,068.34	99,552.01
08/25/2023	Paydown	3137F4D41	3,000,000.00	FHLMC K074 A2 3.6% Due 1/25/2028	50,533.27	9,000.00	59,533.27
08/25/2023	Paydown	3137FEBQ2	4,690,000.00	FHLMC K072 A2 3.444% Due 12/25/2027	0.00	13,460.30	13,460.30
08/25/2023	Paydown	3137FETN0	6,000,000.00	FHLMC K073 A2 3.35% Due 1/25/2028	0.00	16,750.00	16,750.00
08/25/2023	Paydown	3137FGR31	1,997,000.00	FHLMC K078 A2 3.854% Due 6/25/2028	0.00	6,413.70	6,413.70
08/25/2023	Paydown	05601XAC3	721,417.68	BMW Vehicle Lease Trust 2022-1 A3 1.1% Due 3/25/2025	88,802.82	661.30	89,464.12
08/25/2023	Paydown	09690AAC7	339,955.78	BMW Vehicle Lease Trust 2021-2 A3 0.33% Due 12/26/2024	67,958.30	93.49	68,051.79
08/25/2023	Paydown	05602RAD3	1,065,000.00	BMW Vehicle Owner Trust 2022-A A3 3.21% Due 8/25/2026	0.00	2,848.88	2,848.88
08/25/2023	Paydown	3137BSP72	1,500,000.00	FHLMC K058 A2 2.653% Due 8/25/2026	0.00	3,316.25	3,316.25
08/25/2023	Paydown	3137FBBX3	2,650,000.00	FHLMC K068 A2 3.244% Due 8/25/2027	0.00	7,163.83	7,163.83
08/31/2023	Interest	91282CFH9	3,450,000.00	US Treasury Note 3.125% Due 8/31/2027	0.00	53,906.25	53,906.25
08/31/2023	Interest	91282CCW9	1,570,000.00	US Treasury Note 0.75% Due 8/31/2026	0.00	5,887.50	5,887.50

City of Corona Consolidated

Account #10003

Cash Flow Report

As of July 31, 2023



Payment Date	Transaction Type	CUSIP	Quantity	Security Description	Principal Amount	Income	Total Amount
08/31/2023	Interest	912828ZC7	7,000,000.00	US Treasury Note 1.125% Due 2/28/2025	0.00	39,375.00	39,375.00
08/31/2023	Interest	91282CGP0	7,000,000.00	US Treasury Note 4% Due 2/29/2028	0.00	140,000.00	140,000.00
AUG 2023					21,461,553.44	863,054.37	22,324,607.81
09/01/2023	Paydown	3137B7MZ9	845,407.94	FHLMC K036 A2 3.527% Due 10/25/2023	502,592.68	295.44	502,888.12
09/03/2023	Interest	808513BY0	1,300,000.00	Charles Schwab Corp Callable Note Cont 2/3/2027 2.45% Due 3/3/2027	0.00	15,925.00	15,925.00
09/09/2023	Interest	57636QAW4	2,090,000.00	MasterCard Inc Callable Note Cont 2/9/28 4.875% Due 3/9/2028	0.00	50,943.75	50,943.75
09/10/2023	Interest	89114TZT2	1,900,000.00	Toronto-Dominion Bank Note 2.8% Due 3/10/2027	0.00	26,600.00	26,600.00
09/13/2023	Interest	3130A2UW4	4,000,000.00	FHLB Note 2.875% Due 9/13/2024	0.00	57,500.00	57,500.00
09/14/2023	Interest	58989V2D5	1,715,000.00	Met Tower Global Funding Note 1.25% Due 9/14/2026	0.00	10,718.75	10,718.75
09/14/2023	Maturity	912796CQ0	21,500,000.00	US Treasury Bill 5.085% Due 9/14/2023	21,226,681.25	273,318.75	21,500,000.00
09/15/2023	Interest	91282CED9	7,000,000.00	US Treasury Note 1.75% Due 3/15/2025	0.00	61,250.00	61,250.00
09/15/2023	Interest	880591EZ1	3,500,000.00	Tennessee Valley Authority Note 3.875% Due 3/15/2028	0.00	62,161.46	62,161.46
09/15/2023	Paydown	89236XAC0	206,941.31	Toyota Auto Receivables 2020-D A3 0.35% Due 1/15/2025	11,834.75	56.89	11,891.64
09/15/2023	Paydown	43813DAC2	54,035.67	Honda Auto Receivables 2020-2 A3 0.82% Due 7/15/2024	4,489.14	33.86	4,523.00
09/15/2023	Paydown	44891RAC4	502,579.56	Hyundai Auto Receivables Trust 2020-C A3 0.38% Due 5/15/2025	71,744.44	136.44	71,880.88
09/15/2023	Paydown	47800CAC0	1,880,000.00	John Deere Owner Trust 2023-A A3 5.01% Due 11/15/2027	32,581.82	7,713.54	40,295.36
09/15/2023	Paydown	43815BAC4	1,650,000.00	Honda Auto Receivables Trust 2022-1 A3 1.88% Due 5/15/2026	0.00	2,585.00	2,585.00

City of Corona Consolidated

Cash Flow Report



Account #10003

As of July 31, 2023

Payment Date	Transaction Type	CUSIP	Quantity	Security Description	Principal Amount	Income	Total Amount
09/15/2023	Paydown	89238JAC9	933,091.67	Toyota Auto Receivables Trust 2021-D A3 0.71% Due 4/15/2026	48,877.99	523.18	49,401.17
09/15/2023	Paydown	44891VAC5	347,635.86	Hyundai Auto Lease Trust 2021-B A3 0.33% Due 6/17/2024	173,825.90	47.80	173,873.70
09/15/2023	Paydown	44935FAD6	713,825.84	Hyundai Auto Receivables Trust 2021-C A3 0.74% Due 5/15/2026	39,607.44	415.77	40,023.21
09/15/2023	Paydown	47787JAC2	1,010,000.00	John Deere Owner Trust 2022-A A3 2.32% Due 9/16/2026	0.00	1,952.67	1,952.67
09/15/2023	Paydown	02582JIT8	2,765,000.00	American Express Credit Trust 2022-2 A 3.39% Due 5/17/2027	0.00	7,811.13	7,811.13
09/15/2023	Paydown	44891WAC3	1,193,104.95	Hyundai Auto Lease Trust 2022-A A3 1.16% Due 1/15/2025	132,057.42	1,025.84	133,083.26
09/15/2023	Paydown	448977AD0	1,350,000.00	Hyundai Auto Receivables Trust 2022-A A3 2.22% Due 10/15/2026	0.00	2,497.50	2,497.50
09/15/2023	Paydown	44933LAC7	719,970.15	Hyundai Auto Receivables Trust 2021-A A3 0.38% Due 9/15/2025	71,915.15	205.22	72,120.37
09/15/2023	Paydown	47787NAC3	51,922.31	John Deere Owner Trust 2020-B A3 0.51% Due 11/15/2024	8,648.64	18.39	8,667.03
09/15/2023	Paydown	47789QAC4	1,066,842.13	John Deere Owner Trust 2021-B A3 0.52% Due 3/16/2026	53,300.56	439.20	53,739.76
09/15/2023	Paydown	89240BAC2	1,017,443.22	Toyota Auto Receivables Owners 2021-A A3 0.26% Due 5/15/2025	127,077.09	192.92	127,270.01
09/16/2023	Paydown	362554AC1	753,638.30	GM Financial Securitized Term 2021-4 A3 0.68% Due 9/16/2026	37,607.22	405.76	38,012.98
09/16/2023	Paydown	380146AC4	660,000.00	GM Financial Auto Receivables 2022-1 A3 1.26% Due 11/16/2026	30,073.04	693.00	30,766.04
09/17/2023	Interest	931142ER0	785,000.00	Wal-Mart Stores Callable Note Cont 08/17/2026 1.05% Due 9/17/2026	0.00	4,121.25	4,121.25
09/18/2023	Paydown	43813KAC6	311,404.42	Honda Auto Receivables Trust 2020-3 A3 0.37% Due 10/18/2024	77,839.10	72.02	77,911.12
09/20/2023	Paydown	92348KAV5	1,150,000.00	Verizon Master Trust 2022-5 A1A 3.72% Due 7/20/2027	0.00	3,565.00	3,565.00
09/20/2023	Paydown	36262XAC8	1,139,649.62	GM Financial Auto Lease Trust 2021-3 A2 0.39% Due 10/21/2024	189,884.62	308.69	190,193.31

City of Corona Consolidated

Cash Flow Report



Account #10003

As of July 31, 2023

Payment Date	Transaction Type	CUSIP	Quantity	Security Description	Principal Amount	Income	Total Amount
09/20/2023	Paydown	36265MAC9	2,105,000.00	GM Financial Auto Lease Trust 2022-1 A3 1.9% Due 3/20/2025	259,114.70	3,332.92	262,447.62
09/20/2023	Paydown	92290BAA9	197,389.12	Verizon Owner Trust 2020-B A 0.47% Due 2/20/2025	10,356.38	73.26	10,429.64
09/20/2023	Paydown	89238LAC4	2,565,000.00	Toyota Lease Owner Trust 2022-A A3 1.96% Due 2/20/2025	0.00	4,189.50	4,189.50
09/21/2023	Paydown	43813GAC5	277,683.05	Honda Auto Receivables Trust 2021-1 A3 0.27% Due 4/21/2025	34,689.41	54.68	34,744.09
09/21/2023	Paydown	43815GAC3	999,274.89	Honda Auto Receivables Trust 2021-4 A3 0.88% Due 1/21/2026	52,495.31	694.31	53,189.62
09/23/2023	Interest	3137EAEX3	6,295,000.00	FHLMC Note 0.375% Due 9/23/2025	0.00	11,803.13	11,803.13
09/25/2023	Interest	3137B7MZ9	845,407.94	FHLMC K036 A2 3.527% Due 10/25/2023	0.00	289.54	289.54
09/25/2023	Paydown	3137BSRE5	3,000,000.00	FHLMC K059 A2 3.12% Due 9/25/2026	0.00	7,800.00	7,800.00
09/25/2023	Paydown	3137FBBX3	2,650,000.00	FHLMC K068 A2 3.244% Due 8/25/2027	0.00	7,163.83	7,163.83
09/25/2023	Paydown	3137FG6X8	5,320,000.00	FHLMC K077 A2 3.85% Due 5/25/2028	82,786.11	16,803.70	99,589.81
09/25/2023	Paydown	05601XAC3	721,417.68	BMW Vehicle Lease Trust 2022-1 A3 1.1% Due 3/25/2025	89,192.07	579.90	89,771.97
09/25/2023	Paydown	05602RAD3	1,065,000.00	BMW Vehicle Owner Trust 2022-A A3 3.21% Due 8/25/2026	0.00	2,848.88	2,848.88
09/25/2023	Paydown	09690AAC7	339,955.78	BMW Vehicle Lease Trust 2021-2 A3 0.33% Due 12/26/2024	67,974.72	74.80	68,049.52
09/25/2023	Paydown	3137BSP72	1,500,000.00	FHLMC K058 A2 2.653% Due 8/25/2026	0.00	3,316.25	3,316.25
09/25/2023	Paydown	3137FEBQ2	4,690,000.00	FHLMC K072 A2 3.444% Due 12/25/2027	0.00	13,460.30	13,460.30
09/25/2023	Paydown	3137FGR31	1,997,000.00	FHLMC K078 A2 3.854% Due 6/25/2028	0.00	6,413.70	6,413.70
09/25/2023	Paydown	3137F4D41	3,000,000.00	FHLMC K074 A2 3.6% Due 1/25/2028	50,711.40	8,848.40	59,559.80

City of Corona Consolidated

Cash Flow Report



Account #10003

As of July 31, 2023

Payment Date	Transaction Type	CUSIP	Quantity	Security Description	Principal Amount	Income	Total Amount
09/25/2023	Paydown	3137FETN0	6,000,000.00	FHLMC K073 A2 3.35% Due 1/25/2028	0.00	16,750.00	16,750.00
09/30/2023	Interest	91282CCZ2	3,130,000.00	US Treasury Note 0.875% Due 9/30/2026	0.00	13,693.75	13,693.75
09/30/2023	Interest	91282CAM3	3,200,000.00	US Treasury Note 0.25% Due 9/30/2025	0.00	4,000.00	4,000.00
09/30/2023	Interest	91282CFM8	2,800,000.00	US Treasury Note 4.125% Due 9/30/2027	0.00	57,750.00	57,750.00
SEP 2023					23,487,958.35	773,475.07	24,261,433.42
10/01/2023	Interest	13063DRK6	3,385,000.00	California State Taxable GO 2.4% Due 10/1/2024	0.00	40,620.00	40,620.00
10/01/2023	Paydown	3137B7MZ9	845,407.94	FHLMC K036 A2 3.527% Due 10/25/2023	98,510.74	57.91	98,568.65
10/07/2023	Interest	69371RR73	2,970,000.00	Paccar Financial Corp Note 2.85% Due 4/7/2025	0.00	42,322.50	42,322.50
10/14/2023	Interest	78016EZ59	1,270,000.00	Royal Bank of Canada Note 3.375% Due 4/14/2025	0.00	21,431.25	21,431.25
10/15/2023	Interest	3135G0W66	3,500,000.00	FNMA Note 1.625% Due 10/15/2024	0.00	28,437.50	28,437.50
10/15/2023	Paydown	47787NAC3	51,922.31	John Deere Owner Trust 2020-B A3 0.51% Due 11/15/2024	8,652.02	14.72	8,666.74
10/15/2023	Paydown	47789QAC4	1,066,842.13	John Deere Owner Trust 2021-B A3 0.52% Due 3/16/2026	53,305.44	416.11	53,721.55
10/15/2023	Paydown	02582JIT8	2,765,000.00	American Express Credit Trust 2022-2 A 3.39% Due 5/17/2027	0.00	7,811.13	7,811.13
10/15/2023	Paydown	43813DAC2	54,035.67	Honda Auto Receivables 2020-2 A3 0.82% Due 7/15/2024	4,492.21	30.79	4,523.00
10/15/2023	Paydown	44891WAC3	1,193,104.95	Hyundai Auto Lease Trust 2022-A A3 1.16% Due 1/15/2025	132,226.89	898.19	133,125.08
10/15/2023	Paydown	448977AD0	1,350,000.00	Hyundai Auto Receivables Trust 2022-A A3 2.22% Due 10/15/2026	0.00	2,497.50	2,497.50
10/15/2023	Paydown	44935FAD6	713,825.84	Hyundai Auto Receivables Trust 2021-C A3 0.74% Due 5/15/2026	39,614.04	391.35	40,005.39

City of Corona Consolidated

Cash Flow Report



Account #10003

As of July 31, 2023

Payment Date	Transaction Type	CUSIP	Quantity	Security Description	Principal Amount	Income	Total Amount
10/15/2023	Paydown	47787JAC2	1,010,000.00	John Deere Owner Trust 2022-A A3 2.32% Due 9/16/2026	41,465.57	1,952.67	43,418.24
10/15/2023	Paydown	89236XAC0	206,941.31	Toyota Auto Receivables 2020-D A3 0.35% Due 1/15/2025	11,791.96	53.44	11,845.40
10/15/2023	Paydown	89240BAC2	1,017,443.22	Toyota Auto Receivables Owners 2021-A A3 0.26% Due 5/15/2025	127,118.39	165.39	127,283.78
10/15/2023	Paydown	43815BAC4	1,650,000.00	Honda Auto Receivables Trust 2022-1 A3 1.88% Due 5/15/2026	79,117.15	2,585.00	81,702.15
10/15/2023	Paydown	89238JAC9	933,091.67	Toyota Auto Receivables Trust 2021-D A3 0.71% Due 4/15/2026	48,906.91	494.26	49,401.17
10/15/2023	Paydown	44891RAC4	502,579.56	Hyundai Auto Receivables Trust 2020-C A3 0.38% Due 5/15/2025	71,770.75	113.72	71,884.47
10/15/2023	Paydown	44933LAC7	719,970.15	Hyundai Auto Receivables Trust 2021-A A3 0.38% Due 9/15/2025	71,938.52	182.45	72,120.97
10/15/2023	Paydown	47800CAC0	1,880,000.00	John Deere Owner Trust 2023-A A3 5.01% Due 11/15/2027	32,717.85	7,577.51	40,295.36
10/16/2023	Dividend	90LAIF\$00	1,358,821,979.16	Local Agency Investment Fund State Pool	0.00	123,132.31	123,132.31
10/16/2023	Paydown	380146AC4	660,000.00	GM Financial Auto Receivables 2022-1 A3 1.26% Due 11/16/2026	30,204.87	661.42	30,866.29
10/16/2023	Paydown	362554AC1	753,638.30	GM Financial Securitized Term 2021-4 A3 0.68% Due 9/16/2026	37,616.00	384.45	38,000.45
10/18/2023	Paydown	43813KAC6	311,404.42	Honda Auto Receivables Trust 2020-3 A3 0.37% Due 10/18/2024	77,863.10	48.02	77,911.12
10/19/2023	Maturity	912797FB8	50,750,000.00	US Treasury Bill 5.252% Due 10/19/2023	50,076,248.64	673,751.36	50,750,000.00
10/20/2023	Interest	4581X0DV7	6,390,000.00	Inter-American Dev Bank Note 0.875% Due 4/20/2026	0.00	27,956.25	27,956.25
10/20/2023	Paydown	36262XAC8	1,139,649.62	GM Financial Auto Lease Trust 2021-3 A2 0.39% Due 10/21/2024	189,922.60	246.97	190,169.57
10/20/2023	Paydown	36265MAC9	2,105,000.00	GM Financial Auto Lease Trust 2022-1 A3 1.9% Due 3/20/2025	260,250.50	2,922.65	263,173.15
10/20/2023	Paydown	92290BAA9	197,389.12	Verizon Owner Trust 2020-B A 0.47% Due 2/20/2025	10,360.44	69.20	10,429.64

City of Corona Consolidated

Cash Flow Report



Account #10003

As of July 31, 2023

Payment Date	Transaction Type	CUSIP	Quantity	Security Description	Principal Amount	Income	Total Amount
10/20/2023	Paydown	92348KAV5	1,150,000.00	Verizon Master Trust 2022-5 A1A 3.72% Due 7/20/2027	0.00	3,565.00	3,565.00
10/20/2023	Paydown	89238LAC4	2,565,000.00	Toyota Lease Owner Trust 2022-A A3 1.96% Due 2/20/2025	0.00	4,189.50	4,189.50
10/21/2023	Paydown	43813GAC5	277,683.05	Honda Auto Receivables Trust 2021-1 A3 0.27% Due 4/21/2025	34,697.80	46.87	34,744.67
10/21/2023	Paydown	43815GAC3	999,274.89	Honda Auto Receivables Trust 2021-4 A3 0.88% Due 1/21/2026	52,507.55	655.82	53,163.37
10/22/2023	Interest	3135G03U5	5,270,000.00	FNMA Note 0.625% Due 4/22/2025	0.00	16,468.75	16,468.75
10/22/2023	Interest	46647PBK1	1,000,000.00	JP Morgan Chase & Co Callable Note Cont 4/22/2025 2.083% Due 4/22/2026	0.00	10,415.00	10,415.00
10/23/2023	Interest	06051GHT9	3,000,000.00	Bank of America Corp Callable Note 1X 4/23/2026 3.559% Due 4/23/2027	0.00	53,385.01	53,385.01
10/25/2023	Paydown	3137FBBX3	2,650,000.00	FHLMC K068 A2 3.244% Due 8/25/2027	0.00	7,163.83	7,163.83
10/25/2023	Paydown	05602RAD3	1,065,000.00	BMW Vehicle Owner Trust 2022-A A3 3.21% Due 8/25/2026	112,900.38	2,848.88	115,749.26
10/25/2023	Paydown	3137BSP72	1,500,000.00	FHLMC K058 A2 2.653% Due 8/25/2026	0.00	3,316.25	3,316.25
10/25/2023	Paydown	3137F4D41	3,000,000.00	FHLMC K074 A2 3.6% Due 1/25/2028	50,890.15	8,696.27	59,586.42
10/25/2023	Paydown	3137FEBQ2	4,690,000.00	FHLMC K072 A2 3.444% Due 12/25/2027	0.00	13,460.30	13,460.30
10/25/2023	Paydown	3137FETN0	6,000,000.00	FHLMC K073 A2 3.35% Due 1/25/2028	0.00	16,750.00	16,750.00
10/25/2023	Paydown	3137FGR31	1,997,000.00	FHLMC K078 A2 3.854% Due 6/25/2028	0.00	6,413.70	6,413.70
10/25/2023	Paydown	05601XAC3	721,417.68	BMW Vehicle Lease Trust 2022-1 A3 1.1% Due 3/25/2025	89,583.03	498.14	90,081.17
10/25/2023	Paydown	09690AAC7	339,955.78	BMW Vehicle Lease Trust 2021-2 A3 0.33% Due 12/26/2024	67,991.15	56.11	68,047.26
10/25/2023	Paydown	3137BSRE5	3,000,000.00	FHLMC K059 A2 3.12% Due 9/25/2026	0.00	7,800.00	7,800.00

City of Corona Consolidated

Cash Flow Report



Account #10003

As of July 31, 2023

Payment Date	Transaction Type	CUSIP	Quantity	Security Description	Principal Amount	Income	Total Amount
10/25/2023	Paydown	3137FG6X8	5,320,000.00	FHLMC K077 A2 3.85% Due 5/25/2028	83,089.66	16,538.09	99,627.75
10/28/2023	Interest	459058JL8	6,300,000.00	Intl. Bank Recon & Development Note 0.5% Due 10/28/2025	0.00	15,750.00	15,750.00
10/28/2023	Interest	6174468Q5	1,600,000.00	Morgan Stanley Callable Note Cont 4/28/2025 2.188% Due 4/28/2026	0.00	17,504.00	17,504.00
10/31/2023	Interest	91282CDG3	3,120,000.00	US Treasury Note 1.125% Due 10/31/2026	0.00	17,550.00	17,550.00
10/31/2023	Interest	9128283D0	4,000,000.00	US Treasury Note 2.25% Due 10/31/2024	0.00	45,000.00	45,000.00
10/31/2023	Interest	91282CAT8	6,000,000.00	US Treasury Note 0.25% Due 10/31/2025	0.00	7,500.00	7,500.00
10/31/2023	Interest	912828X70	3,150,000.00	US Treasury Note 2% Due 4/30/2024	0.00	31,500.00	31,500.00
OCT 2023					51,995,754.31	1,294,297.54	53,290,051.85
11/01/2023	Interest	78015K7C2	3,600,000.00	Royal Bank of Canada Note 2.25% Due 11/1/2024	0.00	40,500.00	40,500.00
11/01/2023	Interest	06367WB85	2,761,000.00	Bank of Montreal Note 1.85% Due 5/1/2025	0.00	25,539.25	25,539.25
11/07/2023	Interest	3135G06G3	6,300,000.00	FNMA Note 0.5% Due 11/7/2025	0.00	15,750.00	15,750.00
11/08/2023	Interest	14913Q3B3	2,593,000.00	Caterpillar Finl Service Note 2.15% Due 11/8/2024	0.00	27,874.75	27,874.75
11/10/2023	Interest	037833ET3	1,650,000.00	Apple Inc Callable Note Cont 4/10/2028 4% Due 5/10/2028	0.00	33,000.00	33,000.00
11/10/2023	Interest	665859AW4	1,345,000.00	Northern Trust Company Callable Note Cont 4/10/2027 4% Due 5/10/2027	0.00	26,900.00	26,900.00
11/12/2023	Interest	023135BX3	4,865,000.00	Amazon.com Inc Callable Note Cont 4/12/2026 1% Due 5/12/2026	0.00	24,325.00	24,325.00
11/13/2023	Interest	14913R2V8	1,460,000.00	Caterpillar Financial Service Note 3.4% Due 5/13/2025	0.00	24,820.00	24,820.00

City of Corona Consolidated

Cash Flow Report



Account #10003

As of July 31, 2023

Payment Date	Transaction Type	CUSIP	Quantity	Security Description	Principal Amount	Income	Total Amount
11/15/2023	Interest	91324PEC2	805,000.00	United Health Group Inc Callable Note Cont 4/15/2026 1.15% Due 5/15/2026	0.00	4,628.75	4,628.75
11/15/2023	Interest	91324PEG3	1,365,000.00	United Health Group Inc Callable Note Cont 4/15/2027 3.7% Due 5/15/2027	0.00	25,252.50	25,252.50
11/15/2023	Paydown	44891RAC4	502,579.56	Hyundai Auto Receivables Trust 2020-C A3 0.38% Due 5/15/2025	71,797.06	90.99	71,888.05
11/15/2023	Paydown	02582JIT8	2,765,000.00	American Express Credit Trust 2022-2 A 3.39% Due 5/17/2027	0.00	7,811.13	7,811.13
11/15/2023	Paydown	43815BAC4	1,650,000.00	Honda Auto Receivables Trust 2022-1 A3 1.88% Due 5/15/2026	79,463.94	2,461.05	81,924.99
11/15/2023	Paydown	47787NAC3	51,922.31	John Deere Owner Trust 2020-B A3 0.51% Due 11/15/2024	8,655.41	11.04	8,666.45
11/15/2023	Paydown	47789QAC4	1,066,842.13	John Deere Owner Trust 2021-B A3 0.52% Due 3/16/2026	53,310.32	393.01	53,703.33
11/15/2023	Paydown	89240BAC2	1,017,443.22	Toyota Auto Receivables Owners 2021-A A3 0.26% Due 5/15/2025	127,159.70	137.85	127,297.55
11/15/2023	Paydown	43813DAC2	54,035.67	Honda Auto Receivables 2020-2 A3 0.82% Due 7/15/2024	4,495.28	27.72	4,523.00
11/15/2023	Paydown	44935FAD6	713,825.84	Hyundai Auto Receivables Trust 2021-C A3 0.74% Due 5/15/2026	39,620.64	366.92	39,987.56
11/15/2023	Paydown	47787JAC2	1,010,000.00	John Deere Owner Trust 2022-A A3 2.32% Due 9/16/2026	41,518.79	1,872.50	43,391.29
11/15/2023	Paydown	47800CAC0	1,880,000.00	John Deere Owner Trust 2023-A A3 5.01% Due 11/15/2027	32,854.45	7,440.91	40,295.36
11/15/2023	Paydown	89236XAC0	206,941.31	Toyota Auto Receivables 2020-D A3 0.35% Due 1/15/2025	11,748.72	50.00	11,798.72
11/15/2023	Paydown	44891WAC3	1,193,104.95	Hyundai Auto Lease Trust 2022-A A3 1.16% Due 1/15/2025	132,396.58	770.37	133,166.95
11/15/2023	Paydown	448977AD0	1,350,000.00	Hyundai Auto Receivables Trust 2022-A A3 2.22% Due 10/15/2026	66,680.76	2,497.50	69,178.26
11/15/2023	Paydown	44933LAC7	719,970.15	Hyundai Auto Receivables Trust 2021-A A3 0.38% Due 9/15/2025	71,961.90	159.67	72,121.57

City of Corona Consolidated

Cash Flow Report



Account #10003

As of July 31, 2023

Payment Date	Transaction Type	CUSIP	Quantity	Security Description	Principal Amount	Income	Total Amount
11/15/2023	Paydown	89238JAC9	933,091.67	Toyota Auto Receivables Trust 2021-D A3 0.71% Due 4/15/2026	48,935.85	465.32	49,401.17
11/16/2023	Paydown	362554AC1	753,638.30	GM Financial Securitized Term 2021-4 A3 0.68% Due 9/16/2026	37,624.78	363.13	37,987.91
11/16/2023	Paydown	380146AC4	660,000.00	GM Financial Auto Receivables 2022-1 A3 1.26% Due 11/16/2026	30,337.26	629.71	30,966.97
11/17/2023	Interest	58933YBH7	1,975,000.00	Merck & Co Callable Note Cont 4/17/2028 4.05% Due 5/17/2028	0.00	39,993.75	39,993.75
11/18/2023	Interest	22160KAM7	2,500,000.00	Costco Wholesale Corp Callable Note Cont 2/18/2027 3% Due 5/18/2027	0.00	37,500.00	37,500.00
11/18/2023	Paydown	43813KAC6	311,404.42	Honda Auto Receivables Trust 2020-3 A3 0.37% Due 10/18/2024	77,887.10	24.02	77,911.12
11/20/2023	Paydown	92348KAV5	1,150,000.00	Verizon Master Trust 2022-5 A1A 3.72% Due 7/20/2027	0.00	3,565.00	3,565.00
11/20/2023	Paydown	89238LAC4	2,565,000.00	Toyota Lease Owner Trust 2022-A A3 1.96% Due 2/20/2025	319,187.63	4,189.50	323,377.13
11/20/2023	Paydown	92290BAA9	197,389.12	Verizon Owner Trust 2020-B A 0.47% Due 2/20/2025	10,364.50	65.14	10,429.64
11/20/2023	Paydown	36262XAC8	1,139,649.62	GM Financial Auto Lease Trust 2021-3 A2 0.39% Due 10/21/2024	189,960.58	185.25	190,145.83
11/20/2023	Paydown	36265MAC9	2,105,000.00	GM Financial Auto Lease Trust 2022-1 A3 1.9% Due 3/20/2025	261,391.26	2,510.59	263,901.85
11/21/2023	Paydown	43813GAC5	277,683.05	Honda Auto Receivables Trust 2021-1 A3 0.27% Due 4/21/2025	34,706.19	39.06	34,745.25
11/21/2023	Paydown	43815GAC3	999,274.89	Honda Auto Receivables Trust 2021-4 A3 0.88% Due 1/21/2026	52,519.80	617.31	53,137.11
11/25/2023	Paydown	3137BSP72	1,500,000.00	FHLMC K058 A2 2.653% Due 8/25/2026	0.00	3,316.25	3,316.25
11/25/2023	Paydown	3137F4D41	3,000,000.00	FHLMC K074 A2 3.6% Due 1/25/2028	51,069.54	8,543.60	59,613.14
11/25/2023	Paydown	3137FETN0	6,000,000.00	FHLMC K073 A2 3.35% Due 1/25/2028	0.00	16,750.00	16,750.00

City of Corona Consolidated

Cash Flow Report



Account #10003

As of July 31, 2023

Payment Date	Transaction Type	CUSIP	Quantity	Security Description	Principal Amount	Income	Total Amount
11/25/2023	Paydown	05602RAD3	1,065,000.00	BMW Vehicle Owner Trust 2022-A A3 3.21% Due 8/25/2026	106,757.51	2,546.87	109,304.38
11/25/2023	Paydown	3137FBBX3	2,650,000.00	FHLMC K068 A2 3.244% Due 8/25/2027	0.00	7,163.83	7,163.83
11/25/2023	Paydown	05601XAC3	721,417.68	BMW Vehicle Lease Trust 2022-1 A3 1.1% Due 3/25/2025	89,975.70	416.02	90,391.72
11/25/2023	Paydown	09690AAC7	339,955.78	BMW Vehicle Lease Trust 2021-2 A3 0.33% Due 12/26/2024	68,007.58	37.41	68,044.99
11/25/2023	Paydown	3137BSRE5	3,000,000.00	FHLMC K059 A2 3.12% Due 9/25/2026	0.00	7,800.00	7,800.00
11/25/2023	Paydown	3137FEBQ2	4,690,000.00	FHLMC K072 A2 3.444% Due 12/25/2027	0.00	13,460.30	13,460.30
11/25/2023	Paydown	3137FG6X8	5,320,000.00	FHLMC K077 A2 3.85% Due 5/25/2028	83,394.33	16,271.51	99,665.84
11/25/2023	Paydown	3137FGR31	1,997,000.00	FHLMC K078 A2 3.854% Due 6/25/2028	0.00	6,413.70	6,413.70
11/30/2023	Interest	91282CHE4	7,000,000.00	US Treasury Note 3.625% Due 5/31/2028	0.00	126,875.00	126,875.00
11/30/2023	Interest	91282CAZ4	3,800,000.00	US Treasury Note 0.375% Due 11/30/2025	0.00	7,125.00	7,125.00
11/30/2023	Interest	91282CFZ9	4,600,000.00	US Treasury Note 3.875% Due 11/30/2027	0.00	89,125.00	89,125.00
11/30/2023	Interest	91282CET4	2,400,000.00	US Treasury Note 2.625% Due 5/31/2027	0.00	31,500.00	31,500.00
NOV 2023					2,203,783.16	700,173.18	2,903,956.34
12/01/2023	Interest	46647PCH7	3,295,000.00	JP Morgan Chase & Co Callable Note Cont 6/1/2024 0.824% Due 6/1/2025	0.00	13,575.40	13,575.40
12/06/2023	Interest	74153WCQ0	1,975,000.00	Pricoa Global Funding Note 1.15% Due 12/6/2024	0.00	11,356.25	11,356.25
12/08/2023	Interest	89115A2C5	1,400,000.00	Toronto-Dominion Bank Note 4.108% Due 6/8/2027	0.00	28,756.00	28,756.00
12/10/2023	Interest	40139LBC6	3,000,000.00	Guardian Life Glob Fun Note 0.875% Due 12/10/2025	0.00	13,125.00	13,125.00

City of Corona Consolidated

Cash Flow Report



Account #10003

As of July 31, 2023

Payment Date	Transaction Type	CUSIP	Quantity	Security Description	Principal Amount	Income	Total Amount
12/14/2023	Interest	3130A1XJ2	5,500,000.00	FHLB Note 2.875% Due 6/14/2024	0.00	79,062.51	79,062.51
12/14/2023	Maturity	912797FU6	30,000,000.00	US Treasury Bill 5.132% Due 12/14/2023	29,225,923.33	774,076.67	30,000,000.00
12/15/2023	Interest	63743HFE7	940,000.00	National Rural Utilities Note 3.45% Due 6/15/2025	0.00	16,215.00	16,215.00
12/15/2023	Interest	74340XCG4	2,630,000.00	Prologis LP Callable Note Cont 5/15/2028 4.875% Due 6/15/2028	0.00	59,476.36	59,476.36
12/15/2023	Paydown	47800CAC0	1,880,000.00	John Deere Owner Trust 2023-A A3 5.01% Due 11/15/2027	32,991.62	7,303.74	40,295.36
12/15/2023	Paydown	43813DAC2	54,035.67	Honda Auto Receivables 2020-2 A3 0.82% Due 7/15/2024	4,498.35	24.65	4,523.00
12/15/2023	Paydown	43815BAC4	1,650,000.00	Honda Auto Receivables Trust 2022-1 A3 1.88% Due 5/15/2026	79,812.26	2,336.56	82,148.82
12/15/2023	Paydown	89236XAC0	206,941.31	Toyota Auto Receivables 2020-D A3 0.35% Due 1/15/2025	11,705.04	46.58	11,751.62
12/15/2023	Paydown	89240BAC2	1,017,443.22	Toyota Auto Receivables Owners 2021-A A3 0.26% Due 5/15/2025	127,201.04	110.29	127,311.33
12/15/2023	Paydown	02582JIT8	2,765,000.00	American Express Credit Trust 2022-2 A 3.39% Due 5/17/2027	0.00	7,811.13	7,811.13
12/15/2023	Paydown	44891RAC4	502,579.56	Hyundai Auto Receivables Trust 2020-C A3 0.38% Due 5/15/2025	71,823.38	68.26	71,891.64
12/15/2023	Paydown	44933LAC7	719,970.15	Hyundai Auto Receivables Trust 2021-A A3 0.38% Due 9/15/2025	71,985.29	136.88	72,122.17
12/15/2023	Paydown	47787NAC3	51,922.31	John Deere Owner Trust 2020-B A3 0.51% Due 11/15/2024	8,658.80	7.36	8,666.16
12/15/2023	Paydown	47789QAC4	1,066,842.13	John Deere Owner Trust 2021-B A3 0.52% Due 3/16/2026	53,315.21	369.91	53,685.12
12/15/2023	Paydown	44891WAC3	1,193,104.95	Hyundai Auto Lease Trust 2022-A A3 1.16% Due 1/15/2025	132,566.49	642.38	133,208.87
12/15/2023	Paydown	448977AD0	1,350,000.00	Hyundai Auto Receivables Trust 2022-A A3 2.22% Due 10/15/2026	66,766.33	2,374.14	69,140.47
12/15/2023	Paydown	44935FAD6	713,825.84	Hyundai Auto Receivables Trust 2021-C A3 0.74% Due 5/15/2026	39,627.24	342.49	39,969.73

City of Corona Consolidated

Cash Flow Report



Account #10003

As of July 31, 2023

Payment Date	Transaction Type	CUSIP	Quantity	Security Description	Principal Amount	Income	Total Amount
12/15/2023	Paydown	47787JAC2	1,010,000.00	John Deere Owner Trust 2022-A A3 2.32% Due 9/16/2026	41,572.07	1,792.23	43,364.30
12/15/2023	Paydown	89238JAC9	933,091.67	Toyota Auto Receivables Trust 2021-D A3 0.71% Due 4/15/2026	48,964.80	436.37	49,401.17
12/16/2023	Paydown	362554AC1	753,638.30	GM Financial Securitized Term 2021-4 A3 0.68% Due 9/16/2026	37,633.56	341.81	37,975.37
12/16/2023	Paydown	380146AC4	660,000.00	GM Financial Auto Receivables 2022-1 A3 1.26% Due 11/16/2026	30,470.24	597.85	31,068.09
12/17/2023	Interest	3135G04Z3	6,200,000.00	FNMA Note 0.5% Due 6/17/2025	0.00	15,500.00	15,500.00
12/18/2023	Interest	89236TJK2	3,325,000.00	Toyota Motor Credit Corp Note 1.125% Due 6/18/2026	0.00	18,703.13	18,703.13
12/19/2023	Interest	06051GJD2	3,000,000.00	Bank of America Corp Callable Note Cont 6/19/2025 1.319% Due 6/19/2026	0.00	19,785.00	19,785.00
12/20/2023	Interest	3130AQF40	4,300,000.00	FHLB Note 1% Due 12/20/2024	0.00	21,500.00	21,500.00
12/20/2023	Paydown	92348KAV5	1,150,000.00	Verizon Master Trust 2022-5 A1A 3.72% Due 7/20/2027	0.00	3,565.00	3,565.00
12/20/2023	Paydown	89238LAC4	2,565,000.00	Toyota Lease Owner Trust 2022-A A3 1.96% Due 2/20/2025	319,597.25	3,668.16	323,265.41
12/20/2023	Paydown	36262XAC8	1,139,649.62	GM Financial Auto Lease Trust 2021-3 A2 0.39% Due 10/21/2024	189,998.58	123.51	190,122.09
12/20/2023	Paydown	36265MAC9	2,105,000.00	GM Financial Auto Lease Trust 2022-1 A3 1.9% Due 3/20/2025	262,537.02	2,096.72	264,633.74
12/20/2023	Paydown	92290BAA9	197,389.12	Verizon Owner Trust 2020-B A 0.47% Due 2/20/2025	10,368.56	61.08	10,429.64
12/21/2023	Paydown	43813GAC5	277,683.05	Honda Auto Receivables Trust 2021-1 A3 0.27% Due 4/21/2025	34,714.57	31.25	34,745.82
12/21/2023	Paydown	43815GAC3	999,274.89	Honda Auto Receivables Trust 2021-4 A3 0.88% Due 1/21/2026	52,532.05	578.80	53,110.85
12/23/2023	Interest	46647PCK0	1,565,000.00	JP Morgan Chase & Co Callable Note Cont 6/23/2024 0.969% Due 6/23/2025	0.00	7,582.43	7,582.43
12/25/2023	Paydown	3137BSRE5	3,000,000.00	FHLMC K059 A2 3.12% Due 9/25/2026	0.00	7,800.00	7,800.00

City of Corona Consolidated

Cash Flow Report



Account #10003

As of July 31, 2023

Payment Date	Transaction Type	CUSIP	Quantity	Security Description	Principal Amount	Income	Total Amount
12/25/2023	Paydown	3137FG6X8	5,320,000.00	FHLMC K077 A2 3.85% Due 5/25/2028	83,700.10	16,003.96	99,704.06
12/25/2023	Paydown	05602RAD3	1,065,000.00	BMW Vehicle Owner Trust 2022-A A3 3.21% Due 8/25/2026	100,602.77	2,261.29	102,864.06
12/25/2023	Paydown	3137BSP72	1,500,000.00	FHLMC K058 A2 2.653% Due 8/25/2026	0.00	3,316.25	3,316.25
12/25/2023	Paydown	3137FBBX3	2,650,000.00	FHLMC K068 A2 3.244% Due 8/25/2027	0.00	7,163.83	7,163.83
12/25/2023	Paydown	05601XAC3	721,417.68	BMW Vehicle Lease Trust 2022-1 A3 1.1% Due 3/25/2025	90,370.10	333.54	90,703.64
12/25/2023	Paydown	09690AAC7	339,955.78	BMW Vehicle Lease Trust 2021-2 A3 0.33% Due 12/26/2024	68,024.01	18.71	68,042.72
12/25/2023	Paydown	3137F4D41	3,000,000.00	FHLMC K074 A2 3.6% Due 1/25/2028	51,249.56	8,390.39	59,639.95
12/25/2023	Paydown	3137FEBQ2	4,690,000.00	FHLMC K072 A2 3.444% Due 12/25/2027	0.00	13,460.30	13,460.30
12/25/2023	Paydown	3137FETN0	6,000,000.00	FHLMC K073 A2 3.35% Due 1/25/2028	0.00	16,750.00	16,750.00
12/25/2023	Paydown	3137FGR31	1,997,000.00	FHLMC K078 A2 3.854% Due 6/25/2028	0.00	6,413.70	6,413.70
12/31/2023	Interest	91282CEW7	6,650,000.00	US Treasury Note 3.25% Due 6/30/2027	0.00	108,062.50	108,062.50
12/31/2023	Interest	912828XX3	4,900,000.00	US Treasury Note 2% Due 6/30/2024	0.00	49,000.00	49,000.00
12/31/2023	Interest	91282CGC9	7,000,000.00	US Treasury Note 3.875% Due 12/31/2027	0.00	135,625.00	135,625.00
DEC 2023					31,349,209.62	1,488,180.37	32,837,389.99
01/01/2024	Interest	66815L2J7	2,350,000.00	Northwestern Mutual Glbl Note 4% Due 7/1/2025	0.00	47,000.00	47,000.00
01/07/2024	Interest	3135G0X24	4,220,000.00	FNMA Note 1.625% Due 1/7/2025	0.00	34,287.50	34,287.50
01/11/2024	Interest	59217GER6	2,485,000.00	Metlife Note 1.875% Due 1/11/2027	0.00	23,296.88	23,296.88

City of Corona Consolidated

Cash Flow Report



Account #10003

As of July 31, 2023

Payment Date	Transaction Type	CUSIP	Quantity	Security Description	Principal Amount	Income	Total Amount
01/13/2024	Interest	89236TJT3	2,700,000.00	Toyota Motor Credit Corp Note 1.45% Due 1/13/2025	0.00	19,575.00	19,575.00
01/14/2024	Interest	66815L2A6	1,870,000.00	Northwestern Mutual Gbl Note 0.8% Due 1/14/2026	0.00	7,480.00	7,480.00
01/14/2024	Interest	64952WEK5	3,745,000.00	New York Life Global Note 1.45% Due 1/14/2025	0.00	27,151.25	27,151.25
01/15/2024	Interest	756109AU8	4,500,000.00	Realty Income Corp Callable Note Cont 10/15/2027 3.65% Due 1/15/2028	0.00	82,125.00	82,125.00
01/15/2024	Interest	79466LAG9	3,100,000.00	Salesforce.com Inc Callable Note Cont 7/15/2022 0.625% Due 7/15/2024	0.00	9,687.51	9,687.51
01/15/2024	Paydown	89236XAC0	206,941.31	Toyota Auto Receivables 2020-D A3 0.35% Due 1/15/2025	11,660.92	43.16	11,704.08
01/15/2024	Paydown	89240BAC2	1,017,443.22	Toyota Auto Receivables Owners 2021-A A3 0.26% Due 5/15/2025	127,242.38	82.73	127,325.11
01/15/2024	Paydown	43813DAC2	54,035.67	Honda Auto Receivables 2020-2 A3 0.82% Due 7/15/2024	4,501.42	21.58	4,523.00
01/15/2024	Paydown	47789QAC4	1,066,842.13	John Deere Owner Trust 2021-B A3 0.52% Due 3/16/2026	53,320.10	346.80	53,666.90
01/15/2024	Paydown	44935FAD6	713,825.84	Hyundai Auto Receivables Trust 2021-C A3 0.74% Due 5/15/2026	39,633.85	318.05	39,951.90
01/15/2024	Paydown	47800CAC0	1,880,000.00	John Deere Owner Trust 2023-A A3 5.01% Due 11/15/2027	33,129.36	7,166.00	40,295.36
01/15/2024	Paydown	02582JIT8	2,765,000.00	American Express Credit Trust 2022-2 A 3.39% Due 5/17/2027	0.00	7,811.13	7,811.13
01/15/2024	Paydown	43815BAC4	1,650,000.00	Honda Auto Receivables Trust 2022-1 A3 1.88% Due 5/15/2026	80,162.10	2,211.52	82,373.62
01/15/2024	Paydown	44891RAC4	502,579.56	Hyundai Auto Receivables Trust 2020-C A3 0.38% Due 5/15/2025	71,849.72	45.51	71,895.23
01/15/2024	Paydown	47787NAC3	51,922.31	John Deere Owner Trust 2020-B A3 0.51% Due 11/15/2024	8,662.19	3.68	8,665.87
01/15/2024	Paydown	89238JAC9	933,091.67	Toyota Auto Receivables Trust 2021-D A3 0.71% Due 4/15/2026	48,993.77	407.40	49,401.17
01/15/2024	Paydown	44891WAC3	1,193,104.95	Hyundai Auto Lease Trust 2022-A A3 1.16% Due 1/15/2025	132,736.61	514.24	133,250.85

City of Corona Consolidated

Cash Flow Report



Account #10003

As of July 31, 2023

Payment Date	Transaction Type	CUSIP	Quantity	Security Description	Principal Amount	Income	Total Amount
01/15/2024	Paydown	448977AD0	1,350,000.00	Hyundai Auto Receivables Trust 2022-A A3 2.22% Due 10/15/2026	66,852.02	2,250.62	69,102.64
01/15/2024	Paydown	44933LAC7	719,970.15	Hyundai Auto Receivables Trust 2021-A A3 0.38% Due 9/15/2025	72,008.68	114.09	72,122.77
01/15/2024	Paydown	47787JAC2	1,010,000.00	John Deere Owner Trust 2022-A A3 2.32% Due 9/16/2026	41,625.42	1,711.86	43,337.28
01/16/2024	Interest	57629WDE7	2,272,000.00	Mass Mutual Global funding Note 1.2% Due 7/16/2026	0.00	13,632.00	13,632.00
01/16/2024	Paydown	380146AC4	660,000.00	GM Financial Auto Receivables 2022-1 A3 1.26% Due 11/16/2026	30,603.80	565.86	31,169.66
01/16/2024	Paydown	362554AC1	753,638.30	GM Financial Securitized Term 2021-4 A3 0.68% Due 9/16/2026	37,642.34	320.48	37,962.82
01/20/2024	Interest	24422EWR6	2,450,000.00	John Deere Capital Corp Note 4.75% Due 1/20/2028	0.00	58,187.50	58,187.50
01/20/2024	Paydown	92348KAV5	1,150,000.00	Verizon Master Trust 2022-5 A1A 3.72% Due 7/20/2027	65,984.99	3,565.00	69,549.99
01/20/2024	Paydown	36262XAC8	1,139,649.62	GM Financial Auto Lease Trust 2021-3 A2 0.39% Due 10/21/2024	190,036.58	61.76	190,098.34
01/20/2024	Paydown	89238LAC4	2,565,000.00	Toyota Lease Owner Trust 2022-A A3 1.96% Due 2/20/2025	320,007.41	3,146.15	323,153.56
01/20/2024	Paydown	92290BAA9	197,389.12	Verizon Owner Trust 2020-B A 0.47% Due 2/20/2025	10,372.62	57.02	10,429.64
01/20/2024	Paydown	36265MAC9	2,105,000.00	GM Financial Auto Lease Trust 2022-1 A3 1.9% Due 3/20/2025	263,687.81	1,681.04	265,368.85
01/21/2024	Interest	3137EAEU9	6,300,000.00	FHLMC Note 0.375% Due 7/21/2025	0.00	11,812.50	11,812.50
01/21/2024	Interest	90331HPL1	4,145,000.00	US Bank NA Callable Note Cont 12/21/2024 2.05% Due 1/21/2025	0.00	42,486.25	42,486.25
01/21/2024	Paydown	43813GAC5	277,683.05	Honda Auto Receivables Trust 2021-1 A3 0.27% Due 4/21/2025	34,722.96	23.44	34,746.40
01/21/2024	Paydown	43815GAC3	999,274.89	Honda Auto Receivables Trust 2021-4 A3 0.88% Due 1/21/2026	52,544.32	540.27	53,084.59
01/25/2024	Paydown	3137FBBX3	2,650,000.00	FHLMC K068 A2 3.244% Due 8/25/2027	0.00	7,163.83	7,163.83

City of Corona Consolidated

Cash Flow Report



Account #10003

As of July 31, 2023

Payment Date	Transaction Type	CUSIP	Quantity	Security Description	Principal Amount	Income	Total Amount
01/25/2024	Paydown	3137F4D41	3,000,000.00	FHLMC K074 A2 3.6% Due 1/25/2028	51,430.21	8,236.64	59,666.85
01/25/2024	Paydown	3137FEBQ2	4,690,000.00	FHLMC K072 A2 3.444% Due 12/25/2027	0.00	13,460.30	13,460.30
01/25/2024	Paydown	3137FETN0	6,000,000.00	FHLMC K073 A2 3.35% Due 1/25/2028	0.00	16,750.00	16,750.00
01/25/2024	Paydown	05602RAD3	1,065,000.00	BMW Vehicle Owner Trust 2022-A A3 3.21% Due 8/25/2026	94,436.14	1,992.18	96,428.32
01/25/2024	Paydown	3137BSP72	1,500,000.00	FHLMC K058 A2 2.653% Due 8/25/2026	0.00	3,316.25	3,316.25
01/25/2024	Paydown	05601XAC3	721,417.68	BMW Vehicle Lease Trust 2022-1 A3 1.1% Due 3/25/2025	90,766.22	250.70	91,016.92
01/25/2024	Paydown	3137BSRE5	3,000,000.00	FHLMC K059 A2 3.12% Due 9/25/2026	0.00	7,800.00	7,800.00
01/25/2024	Paydown	3137FG6X8	5,320,000.00	FHLMC K077 A2 3.85% Due 5/25/2028	84,007.00	15,735.42	99,742.42
01/25/2024	Paydown	3137FGR31	1,997,000.00	FHLMC K078 A2 3.854% Due 6/25/2028	0.00	6,413.70	6,413.70
01/31/2024	Interest	91282CAB7	6,000,000.00	US Treasury Note 0.25% Due 7/31/2025	0.00	7,500.00	7,500.00
01/31/2024	Interest	91282CFB2	1,300,000.00	US Treasury Note 2.75% Due 7/31/2027	0.00	17,875.00	17,875.00
01/31/2024	Interest	91282CGH8	7,000,000.00	US Treasury Note 3.5% Due 1/31/2028	0.00	122,500.00	122,500.00
JAN 2024					2,118,620.94	638,724.80	2,757,345.74
02/12/2024	Interest	3137EAEP0	6,575,000.00	FHLMC Note 1.5% Due 2/12/2025	0.00	49,312.50	49,312.50
02/15/2024	Interest	91324PEP3	1,500,000.00	United Health Group Inc Callable Note Cont 1/15/2028 5.25% Due 2/15/2028	0.00	39,375.00	39,375.00
02/15/2024	Interest	912828D56	5,000,000.00	US Treasury Note 2.375% Due 8/15/2024	0.00	59,375.00	59,375.00
02/15/2024	Maturity	912828B66	5,000,000.00	US Treasury Note 2.75% Due 2/15/2024	5,000,000.00	68,750.00	5,068,750.00

City of Corona Consolidated

Cash Flow Report



Account #10003

As of July 31, 2023

Payment Date	Transaction Type	CUSIP	Quantity	Security Description	Principal Amount	Income	Total Amount
02/15/2024	Paydown	44891WAC3	1,193,104.95	Hyundai Auto Lease Trust 2022-A A3 1.16% Due 1/15/2025	132,906.96	385.93	133,292.89
02/15/2024	Paydown	44933LAC7	719,970.15	Hyundai Auto Receivables Trust 2021-A A3 0.38% Due 9/15/2025	72,032.08	91.29	72,123.37
02/15/2024	Paydown	44935FAD6	713,825.84	Hyundai Auto Receivables Trust 2021-C A3 0.74% Due 5/15/2026	39,640.46	293.61	39,934.07
02/15/2024	Paydown	89238JAC9	933,091.67	Toyota Auto Receivables Trust 2021-D A3 0.71% Due 4/15/2026	49,022.76	378.41	49,401.17
02/15/2024	Paydown	02582JIT8	2,765,000.00	American Express Credit Trust 2022-2 A 3.39% Due 5/17/2027	0.00	7,811.13	7,811.13
02/15/2024	Paydown	44891RAC4	502,579.56	Hyundai Auto Receivables Trust 2020-C A3 0.38% Due 5/15/2025	71,876.07	22.76	71,898.83
02/15/2024	Paydown	448977AD0	1,350,000.00	Hyundai Auto Receivables Trust 2022-A A3 2.22% Due 10/15/2026	66,937.80	2,126.95	69,064.75
02/15/2024	Paydown	47787JAC2	1,010,000.00	John Deere Owner Trust 2022-A A3 2.32% Due 9/16/2026	41,678.84	1,631.38	43,310.22
02/15/2024	Paydown	43813DAC2	54,035.67	Honda Auto Receivables 2020-2 A3 0.82% Due 7/15/2024	4,504.50	18.50	4,523.00
02/15/2024	Paydown	43815BAC4	1,650,000.00	Honda Auto Receivables Trust 2022-1 A3 1.88% Due 5/15/2026	80,513.48	2,085.93	82,599.41
02/15/2024	Paydown	47789QAC4	1,066,842.13	John Deere Owner Trust 2021-B A3 0.52% Due 3/16/2026	53,324.99	323.70	53,648.69
02/15/2024	Paydown	89240BAC2	1,017,443.22	Toyota Auto Receivables Owners 2021-A A3 0.26% Due 5/15/2025	127,283.72	55.17	127,338.89
02/15/2024	Paydown	47800CAC0	1,880,000.00	John Deere Owner Trust 2023-A A3 5.01% Due 11/15/2027	33,267.67	7,027.69	40,295.36
02/15/2024	Paydown	89236XAC0	206,941.31	Toyota Auto Receivables 2020-D A3 0.35% Due 1/15/2025	11,616.35	39.76	11,656.11
02/16/2024	Paydown	380146AC4	660,000.00	GM Financial Auto Receivables 2022-1 A3 1.26% Due 11/16/2026	30,737.94	533.73	31,271.67
02/16/2024	Paydown	362554AC1	753,638.30	GM Financial Securitized Term 2021-4 A3 0.68% Due 9/16/2026	37,651.13	299.15	37,950.28
02/20/2024	Paydown	92348KAV5	1,150,000.00	Verizon Master Trust 2022-5 A1A 3.72% Due 7/20/2027	66,189.54	3,360.45	69,549.99

City of Corona Consolidated

Cash Flow Report



Account #10003

As of July 31, 2023

Payment Date	Transaction Type	CUSIP	Quantity	Security Description	Principal Amount	Income	Total Amount
02/20/2024	Paydown	89238LAC4	2,565,000.00	Toyota Lease Owner Trust 2022-A A3 1.96% Due 2/20/2025	320,418.08	2,623.47	323,041.55
02/20/2024	Paydown	36265MAC9	2,105,000.00	GM Financial Auto Lease Trust 2022-1 A3 1.9% Due 3/20/2025	264,843.64	1,263.53	266,107.17
02/20/2024	Paydown	92290BAA9	197,389.12	Verizon Owner Trust 2020-B A 0.47% Due 2/20/2025	10,376.68	52.96	10,429.64
02/21/2024	Paydown	43815GAC3	999,274.89	Honda Auto Receivables Trust 2021-4 A3 0.88% Due 1/21/2026	52,556.58	501.74	53,058.32
02/21/2024	Paydown	43813GAC5	277,683.05	Honda Auto Receivables Trust 2021-1 A3 0.27% Due 4/21/2025	34,731.35	15.63	34,746.98
02/25/2024	Interest	3135G05X7	6,285,000.00	FNMA Note 0.375% Due 8/25/2025	0.00	11,784.38	11,784.38
02/25/2024	Paydown	3137FEBQ2	4,690,000.00	FHLMC K072 A2 3.444% Due 12/25/2027	0.00	13,460.30	13,460.30
02/25/2024	Paydown	3137FETN0	6,000,000.00	FHLMC K073 A2 3.35% Due 1/25/2028	0.00	16,750.00	16,750.00
02/25/2024	Paydown	3137FG6X8	5,320,000.00	FHLMC K077 A2 3.85% Due 5/25/2028	84,315.03	15,465.90	99,780.93
02/25/2024	Paydown	3137FGR31	1,997,000.00	FHLMC K078 A2 3.854% Due 6/25/2028	0.00	6,413.70	6,413.70
02/25/2024	Paydown	3137BSRE5	3,000,000.00	FHLMC K059 A2 3.12% Due 9/25/2026	0.00	7,800.00	7,800.00
02/25/2024	Paydown	3137F4D41	3,000,000.00	FHLMC K074 A2 3.6% Due 1/25/2028	51,611.50	8,082.35	59,693.85
02/25/2024	Paydown	05602RAD3	1,065,000.00	BMW Vehicle Owner Trust 2022-A A3 3.21% Due 8/25/2026	88,257.61	1,739.56	89,997.17
02/25/2024	Paydown	3137FBBX3	2,650,000.00	FHLMC K068 A2 3.244% Due 8/25/2027	0.00	7,163.83	7,163.83
02/25/2024	Paydown	05601XAC3	721,417.68	BMW Vehicle Lease Trust 2022-1 A3 1.1% Due 3/25/2025	91,164.08	167.50	91,331.58
02/25/2024	Paydown	3137BSP72	1,500,000.00	FHLMC K058 A2 2.653% Due 8/25/2026	0.00	3,316.25	3,316.25
02/29/2024	Interest	91282CFH9	3,450,000.00	US Treasury Note 3.125% Due 8/31/2027	0.00	53,906.25	53,906.25

City of Corona Consolidated

Cash Flow Report



Account #10003

As of July 31, 2023

Payment Date	Transaction Type	CUSIP	Quantity	Security Description	Principal Amount	Income	Total Amount
02/29/2024	Interest	91282CGP0	7,000,000.00	US Treasury Note 4% Due 2/29/2028	0.00	140,000.00	140,000.00
02/29/2024	Interest	912828ZC7	7,000,000.00	US Treasury Note 1.125% Due 2/28/2025	0.00	39,375.00	39,375.00
02/29/2024	Interest	91282CCW9	1,570,000.00	US Treasury Note 0.75% Due 8/31/2026	0.00	5,887.50	5,887.50
FEB 2024					6,917,458.84	579,067.89	7,496,526.73
03/03/2024	Interest	808513BY0	1,300,000.00	Charles Schwab Corp Callable Note Cont 2/3/2027 2.45% Due 3/3/2027	0.00	15,925.00	15,925.00
03/09/2024	Interest	57636QAW4	2,090,000.00	MasterCard Inc Callable Note Cont 2/9/28 4.875% Due 3/9/2028	0.00	50,943.75	50,943.75
03/10/2024	Interest	89114Tzt2	1,900,000.00	Toronto-Dominion Bank Note 2.8% Due 3/10/2027	0.00	26,600.00	26,600.00
03/13/2024	Interest	3130A2UW4	4,000,000.00	FHLB Note 2.875% Due 9/13/2024	0.00	57,500.00	57,500.00
03/14/2024	Interest	58989V2D5	1,715,000.00	Met Tower Global Funding Note 1.25% Due 9/14/2026	0.00	10,718.75	10,718.75
03/15/2024	Interest	880591EZ1	3,500,000.00	Tennessee Valley Authority Note 3.875% Due 3/15/2028	0.00	67,812.50	67,812.50
03/15/2024	Interest	91282CED9	7,000,000.00	US Treasury Note 1.75% Due 3/15/2025	0.00	61,250.00	61,250.00
03/15/2024	Paydown	02582Jt8	2,765,000.00	American Express Credit Trust 2022-2 A 3.39% Due 5/17/2027	0.00	7,811.13	7,811.13
03/15/2024	Paydown	44935FAD6	713,825.84	Hyundai Auto Receivables Trust 2021-C A3 0.74% Due 5/15/2026	39,647.07	269.16	39,916.23
03/15/2024	Paydown	89238JAC9	933,091.67	Toyota Auto Receivables Trust 2021-D A3 0.71% Due 4/15/2026	49,051.77	349.40	49,401.17
03/15/2024	Paydown	89240BAC2	1,017,443.22	Toyota Auto Receivables Owners 2021-A A3 0.26% Due 5/15/2025	127,325.09	27.59	127,352.68
03/15/2024	Paydown	43813DAC2	54,035.67	Honda Auto Receivables 2020-2 A3 0.82% Due 7/15/2024	4,507.58	15.42	4,523.00
03/15/2024	Paydown	44891WAC3	1,193,104.95	Hyundai Auto Lease Trust 2022-A A3 1.16% Due 1/15/2025	133,077.52	257.45	133,334.97

City of Corona Consolidated

Cash Flow Report



Account #10003

As of July 31, 2023

Payment Date	Transaction Type	CUSIP	Quantity	Security Description	Principal Amount	Income	Total Amount
03/15/2024	Paydown	448977AD0	1,350,000.00	Hyundai Auto Receivables Trust 2022-A A3 2.22% Due 10/15/2026	67,023.71	2,003.11	69,026.82
03/15/2024	Paydown	44933LAC7	719,970.15	Hyundai Auto Receivables Trust 2021-A A3 0.38% Due 9/15/2025	72,055.50	68.47	72,123.97
03/15/2024	Paydown	47787JAC2	1,010,000.00	John Deere Owner Trust 2022-A A3 2.32% Due 9/16/2026	41,732.33	1,550.80	43,283.13
03/15/2024	Paydown	47789QAC4	1,066,842.13	John Deere Owner Trust 2021-B A3 0.52% Due 3/16/2026	53,329.88	300.59	53,630.47
03/15/2024	Paydown	47800CAC0	1,880,000.00	John Deere Owner Trust 2023-A A3 5.01% Due 11/15/2027	33,406.56	6,888.80	40,295.36
03/15/2024	Paydown	43815BAC4	1,650,000.00	Honda Auto Receivables Trust 2022-1 A3 1.88% Due 5/15/2026	80,866.40	1,959.79	82,826.19
03/15/2024	Paydown	89236XAC0	206,941.31	Toyota Auto Receivables 2020-D A3 0.35% Due 1/15/2025	11,571.33	36.37	11,607.70
03/16/2024	Paydown	362554AC1	753,638.30	GM Financial Securitized Term 2021-4 A3 0.68% Due 9/16/2026	37,659.91	277.82	37,937.73
03/16/2024	Paydown	380146AC4	660,000.00	GM Financial Auto Receivables 2022-1 A3 1.26% Due 11/16/2026	30,872.68	501.45	31,374.13
03/17/2024	Interest	931142ER0	785,000.00	Wal-Mart Stores Callable Note Cont 08/17/2026 1.05% Due 9/17/2026	0.00	4,121.25	4,121.25
03/20/2024	Paydown	89238LAC4	2,565,000.00	Toyota Lease Owner Trust 2022-A A3 1.96% Due 2/20/2025	320,829.29	2,100.12	322,929.41
03/20/2024	Paydown	92348KAV5	1,150,000.00	Verizon Master Trust 2022-5 A1A 3.72% Due 7/20/2027	66,394.73	3,155.26	69,549.99
03/20/2024	Paydown	36265MAC9	2,105,000.00	GM Financial Auto Lease Trust 2022-1 A3 1.9% Due 3/20/2025	266,004.54	844.19	266,848.73
03/20/2024	Paydown	92290BAA9	197,389.12	Verizon Owner Trust 2020-B A 0.47% Due 2/20/2025	10,380.75	48.89	10,429.64
03/21/2024	Paydown	43815GAC3	999,274.89	Honda Auto Receivables Trust 2021-4 A3 0.88% Due 1/21/2026	52,568.84	463.20	53,032.04
03/21/2024	Paydown	43813GAC5	277,683.05	Honda Auto Receivables Trust 2021-1 A3 0.27% Due 4/21/2025	34,739.74	7.82	34,747.56
03/23/2024	Interest	3137EAEX3	6,295,000.00	FHLMC Note 0.375% Due 9/23/2025	0.00	11,803.13	11,803.13

City of Corona Consolidated

Cash Flow Report



Account #10003

As of July 31, 2023

Payment Date	Transaction Type	CUSIP	Quantity	Security Description	Principal Amount	Income	Total Amount
03/25/2024	Paydown	3137FBBX3	2,650,000.00	FHLMC K068 A2 3.244% Due 8/25/2027	0.00	7,163.83	7,163.83
03/25/2024	Paydown	3137BSRE5	3,000,000.00	FHLMC K059 A2 3.12% Due 9/25/2026	0.00	7,800.00	7,800.00
03/25/2024	Paydown	3137FG6X8	5,320,000.00	FHLMC K077 A2 3.85% Due 5/25/2028	84,624.19	15,195.38	99,819.57
03/25/2024	Paydown	05601XAC3	721,417.68	BMW Vehicle Lease Trust 2022-1 A3 1.1% Due 3/25/2025	91,563.68	83.93	91,647.61
03/25/2024	Paydown	05602RAD3	1,065,000.00	BMW Vehicle Owner Trust 2022-A A3 3.21% Due 8/25/2026	82,067.15	1,503.47	83,570.62
03/25/2024	Paydown	3137BSP72	1,500,000.00	FHLMC K058 A2 2.653% Due 8/25/2026	0.00	3,316.25	3,316.25
03/25/2024	Paydown	3137FGR31	1,997,000.00	FHLMC K078 A2 3.854% Due 6/25/2028	0.00	6,413.70	6,413.70
03/25/2024	Paydown	3137F4D41	3,000,000.00	FHLMC K074 A2 3.6% Due 1/25/2028	51,793.44	7,927.51	59,720.95
03/25/2024	Paydown	3137FEBQ2	4,690,000.00	FHLMC K072 A2 3.444% Due 12/25/2027	0.00	13,460.30	13,460.30
03/25/2024	Paydown	3137FETN0	6,000,000.00	FHLMC K073 A2 3.35% Due 1/25/2028	0.00	16,750.00	16,750.00
03/31/2024	Interest	91282CAM3	3,200,000.00	US Treasury Note 0.25% Due 9/30/2025	0.00	4,000.00	4,000.00
03/31/2024	Interest	91282CCZ2	3,130,000.00	US Treasury Note 0.875% Due 9/30/2026	0.00	13,693.75	13,693.75
03/31/2024	Interest	91282CFM8	2,800,000.00	US Treasury Note 4.125% Due 9/30/2027	0.00	57,750.00	57,750.00
MAR 2024					1,843,093.68	490,669.33	2,333,763.01
04/01/2024	Interest	13063DRK6	3,385,000.00	California State Taxable GO 2.4% Due 10/1/2024	0.00	40,620.00	40,620.00
04/07/2024	Interest	69371RR73	2,970,000.00	Paccar Financial Corp Note 2.85% Due 4/7/2025	0.00	42,322.50	42,322.50
04/14/2024	Interest	78016EZ59	1,270,000.00	Royal Bank of Canada Note 3.375% Due 4/14/2025	0.00	21,431.25	21,431.25

City of Corona Consolidated

Cash Flow Report



Account #10003

As of July 31, 2023

Payment Date	Transaction Type	CUSIP	Quantity	Security Description	Principal Amount	Income	Total Amount
04/15/2024	Interest	3135G0W66	3,500,000.00	FNMA Note 1.625% Due 10/15/2024	0.00	28,437.50	28,437.50
04/15/2024	Paydown	02582JIT8	2,765,000.00	American Express Credit Trust 2022-2 A 3.39% Due 5/17/2027	0.00	7,811.13	7,811.13
04/15/2024	Paydown	43815BAC4	1,650,000.00	Honda Auto Receivables Trust 2022-1 A3 1.88% Due 5/15/2026	81,220.86	1,833.10	83,053.96
04/15/2024	Paydown	89238JAC9	933,091.67	Toyota Auto Receivables Trust 2021-D A3 0.71% Due 4/15/2026	49,080.79	320.38	49,401.17
04/15/2024	Paydown	448977AD0	1,350,000.00	Hyundai Auto Receivables Trust 2022-A A3 2.22% Due 10/15/2026	67,109.72	1,879.12	68,988.84
04/15/2024	Paydown	47787JAC2	1,010,000.00	John Deere Owner Trust 2022-A A3 2.32% Due 9/16/2026	41,785.88	1,470.12	43,256.00
04/15/2024	Paydown	47800CAC0	1,880,000.00	John Deere Owner Trust 2023-A A3 5.01% Due 11/15/2027	33,546.04	6,749.32	40,295.36
04/15/2024	Paydown	89236XAC0	206,941.31	Toyota Auto Receivables 2020-D A3 0.35% Due 1/15/2025	11,525.85	33.00	11,558.85
04/15/2024	Paydown	43813DAC2	54,035.67	Honda Auto Receivables 2020-2 A3 0.82% Due 7/15/2024	4,510.66	12.34	4,523.00
04/15/2024	Paydown	44891WAC3	1,193,104.95	Hyundai Auto Lease Trust 2022-A A3 1.16% Due 1/15/2025	133,248.31	128.81	133,377.12
04/15/2024	Paydown	44933LAC7	719,970.15	Hyundai Auto Receivables Trust 2021-A A3 0.38% Due 9/15/2025	72,078.91	45.66	72,124.57
04/15/2024	Paydown	44935FAD6	713,825.84	Hyundai Auto Receivables Trust 2021-C A3 0.74% Due 5/15/2026	39,653.68	244.71	39,898.39
04/15/2024	Paydown	47789QAC4	1,066,842.13	John Deere Owner Trust 2021-B A3 0.52% Due 3/16/2026	53,334.77	277.48	53,612.25
04/16/2024	Paydown	362554AC1	753,638.30	GM Financial Securitized Term 2021-4 A3 0.68% Due 9/16/2026	37,668.69	256.48	37,925.17
04/16/2024	Paydown	380146AC4	660,000.00	GM Financial Auto Receivables 2022-1 A3 1.26% Due 11/16/2026	31,008.00	469.04	31,477.04
04/20/2024	Interest	4581X0DV7	6,390,000.00	Inter-American Dev Bank Note 0.875% Due 4/20/2026	0.00	27,956.25	27,956.25
04/20/2024	Paydown	92290BAA9	197,389.12	Verizon Owner Trust 2020-B A 0.47% Due 2/20/2025	10,384.81	44.83	10,429.64

City of Corona Consolidated

Cash Flow Report



Account #10003

As of July 31, 2023

Payment Date	Transaction Type	CUSIP	Quantity	Security Description	Principal Amount	Income	Total Amount
04/20/2024	Paydown	36265MAC9	2,105,000.00	GM Financial Auto Lease Trust 2022-1 A3 1.9% Due 3/20/2025	267,170.53	423.02	267,593.55
04/20/2024	Paydown	89238LAC4	2,565,000.00	Toyota Lease Owner Trust 2022-A A3 1.96% Due 2/20/2025	321,241.02	1,576.10	322,817.12
04/20/2024	Paydown	92348KAV5	1,150,000.00	Verizon Master Trust 2022-5 A1A 3.72% Due 7/20/2027	66,600.55	2,949.44	69,549.99
04/21/2024	Paydown	43815GAC3	999,274.89	Honda Auto Receivables Trust 2021-4 A3 0.88% Due 1/21/2026	52,581.10	424.65	53,005.75
04/22/2024	Interest	3135G03U5	5,270,000.00	FNMA Note 0.625% Due 4/22/2025	0.00	16,468.75	16,468.75
04/22/2024	Interest	46647PBK1	1,000,000.00	JP Morgan Chase & Co Callable Note Cont 4/22/2025 2.083% Due 4/22/2026	0.00	10,415.00	10,415.00
04/23/2024	Interest	06051GHT9	3,000,000.00	Bank of America Corp Callable Note 1X 4/23/2026 3.559% Due 4/23/2027	0.00	53,385.01	53,385.01
04/25/2024	Paydown	3137BSRE5	3,000,000.00	FHLMC K059 A2 3.12% Due 9/25/2026	0.00	7,800.00	7,800.00
04/25/2024	Paydown	3137FBBX3	2,650,000.00	FHLMC K068 A2 3.244% Due 8/25/2027	0.00	7,163.83	7,163.83
04/25/2024	Paydown	3137FG6X8	5,320,000.00	FHLMC K077 A2 3.85% Due 5/25/2028	84,934.48	14,923.88	99,858.36
04/25/2024	Paydown	05602RAD3	1,065,000.00	BMW Vehicle Owner Trust 2022-A A3 3.21% Due 8/25/2026	75,864.74	1,283.94	77,148.68
04/25/2024	Paydown	3137FEBQ2	4,690,000.00	FHLMC K072 A2 3.444% Due 12/25/2027	0.00	13,460.30	13,460.30
04/25/2024	Paydown	3137FETN0	6,000,000.00	FHLMC K073 A2 3.35% Due 1/25/2028	0.00	16,750.00	16,750.00
04/25/2024	Paydown	3137FGR31	1,997,000.00	FHLMC K078 A2 3.854% Due 6/25/2028	0.00	6,413.70	6,413.70
04/25/2024	Paydown	3137BSP72	1,500,000.00	FHLMC K058 A2 2.653% Due 8/25/2026	0.00	3,316.25	3,316.25
04/25/2024	Paydown	3137F4D41	3,000,000.00	FHLMC K074 A2 3.6% Due 1/25/2028	51,976.01	7,772.13	59,748.14
04/28/2024	Interest	459058JL8	6,300,000.00	Intl. Bank Recon & Development Note 0.5% Due 10/28/2025	0.00	15,750.00	15,750.00

City of Corona Consolidated

Cash Flow Report



Account #10003

As of July 31, 2023

Payment Date	Transaction Type	CUSIP	Quantity	Security Description	Principal Amount	Income	Total Amount
04/28/2024	Interest	6174468Q5	1,600,000.00	Morgan Stanley Callable Note Cont 4/28/2025 2.188% Due 4/28/2026	0.00	17,504.00	17,504.00
04/30/2024	Interest	91282CAT8	6,000,000.00	US Treasury Note 0.25% Due 10/31/2025	0.00	7,500.00	7,500.00
04/30/2024	Interest	91282CDG3	3,120,000.00	US Treasury Note 1.125% Due 10/31/2026	0.00	17,550.00	17,550.00
04/30/2024	Interest	9128283D0	4,000,000.00	US Treasury Note 2.25% Due 10/31/2024	0.00	45,000.00	45,000.00
04/30/2024	Maturity	912828X70	3,150,000.00	US Treasury Note 2% Due 4/30/2024	3,150,000.00	31,500.00	3,181,500.00
APR 2024					4,736,525.40	481,673.02	5,218,198.42
05/01/2024	Interest	06367WB85	2,761,000.00	Bank of Montreal Note 1.85% Due 5/1/2025	0.00	25,539.25	25,539.25
05/01/2024	Interest	78015K7C2	3,600,000.00	Royal Bank of Canada Note 2.25% Due 11/1/2024	0.00	40,500.00	40,500.00
05/07/2024	Interest	3135G06G3	6,300,000.00	FNMA Note 0.5% Due 11/7/2025	0.00	15,750.00	15,750.00
05/08/2024	Interest	14913Q3B3	2,593,000.00	Caterpillar Finl Service Note 2.15% Due 11/8/2024	0.00	27,874.75	27,874.75
05/10/2024	Interest	037833ET3	1,650,000.00	Apple Inc Callable Note Cont 4/10/2028 4% Due 5/10/2028	0.00	33,000.00	33,000.00
05/10/2024	Interest	665859AW4	1,345,000.00	Northern Trust Company Callable Note Cont 4/10/2027 4% Due 5/10/2027	0.00	26,900.00	26,900.00
05/12/2024	Interest	023135BX3	4,865,000.00	Amazon.com Inc Callable Note Cont 4/12/2026 1% Due 5/12/2026	0.00	24,325.00	24,325.00
05/13/2024	Interest	14913R2V8	1,460,000.00	Caterpillar Financial Service Note 3.4% Due 5/13/2025	0.00	24,820.00	24,820.00
05/15/2024	Interest	91324PEC2	805,000.00	United Health Group Inc Callable Note Cont 4/15/2026 1.15% Due 5/15/2026	0.00	4,628.75	4,628.75
05/15/2024	Interest	91324PEG3	1,365,000.00	United Health Group Inc Callable Note Cont 4/15/2027 3.7% Due 5/15/2027	0.00	25,252.50	25,252.50

City of Corona Consolidated

Cash Flow Report



Account #10003

As of July 31, 2023

Payment Date	Transaction Type	CUSIP	Quantity	Security Description	Principal Amount	Income	Total Amount
05/15/2024	Paydown	448977AD0	1,350,000.00	Hyundai Auto Receivables Trust 2022-A A3 2.22% Due 10/15/2026	67,195.85	1,754.96	68,950.81
05/15/2024	Paydown	44933LAC7	719,970.15	Hyundai Auto Receivables Trust 2021-A A3 0.38% Due 9/15/2025	72,102.34	22.83	72,125.17
05/15/2024	Paydown	47787JAC2	1,010,000.00	John Deere Owner Trust 2022-A A3 2.32% Due 9/16/2026	41,839.51	1,389.33	43,228.84
05/15/2024	Paydown	47800CAC0	1,880,000.00	John Deere Owner Trust 2023-A A3 5.01% Due 11/15/2027	33,686.09	6,609.27	40,295.36
05/15/2024	Paydown	02582JIT8	2,765,000.00	American Express Credit Trust 2022-2 A 3.39% Due 5/17/2027	0.00	7,811.13	7,811.13
05/15/2024	Paydown	43815BAC4	1,650,000.00	Honda Auto Receivables Trust 2022-1 A3 1.88% Due 5/15/2026	81,576.88	1,705.86	83,282.74
05/15/2024	Paydown	89238JAC9	933,091.67	Toyota Auto Receivables Trust 2021-D A3 0.71% Due 4/15/2026	49,109.83	291.34	49,401.17
05/15/2024	Paydown	44935FAD6	713,825.84	Hyundai Auto Receivables Trust 2021-C A3 0.74% Due 5/15/2026	39,660.28	220.26	39,880.54
05/15/2024	Paydown	89236XAC0	206,941.31	Toyota Auto Receivables 2020-D A3 0.35% Due 1/15/2025	11,479.91	29.64	11,509.55
05/15/2024	Paydown	43813DAC2	54,035.67	Honda Auto Receivables 2020-2 A3 0.82% Due 7/15/2024	4,513.74	9.26	4,523.00
05/15/2024	Paydown	47789QAC4	1,066,842.13	John Deere Owner Trust 2021-B A3 0.52% Due 3/16/2026	53,339.65	254.37	53,594.02
05/16/2024	Paydown	380146AC4	660,000.00	GM Financial Auto Receivables 2022-1 A3 1.26% Due 11/16/2026	31,143.92	436.48	31,580.40
05/16/2024	Paydown	362554AC1	753,638.30	GM Financial Securitized Term 2021-4 A3 0.68% Due 9/16/2026	37,677.49	235.13	37,912.62
05/17/2024	Interest	58933YBH7	1,975,000.00	Merck & Co Callable Note Cont 4/17/2028 4.05% Due 5/17/2028	0.00	39,993.75	39,993.75
05/18/2024	Interest	22160KAM7	2,500,000.00	Costco Wholesale Corp Callable Note Cont 2/18/2027 3% Due 5/18/2027	0.00	37,500.00	37,500.00
05/20/2024	Paydown	89238LAC4	2,565,000.00	Toyota Lease Owner Trust 2022-A A3 1.96% Due 2/20/2025	321,653.27	1,051.41	322,704.68

City of Corona Consolidated

Cash Flow Report



Account #10003

As of July 31, 2023

Payment Date	Transaction Type	CUSIP	Quantity	Security Description	Principal Amount	Income	Total Amount
05/20/2024	Paydown	92290BAA9	197,389.12	Verizon Owner Trust 2020-B A 0.47% Due 2/20/2025	10,388.88	40.76	10,429.64
05/20/2024	Paydown	92348KAV5	1,150,000.00	Verizon Master Trust 2022-5 A1A 3.72% Due 7/20/2027	66,807.02	2,742.97	69,549.99
05/21/2024	Paydown	43815GAC3	999,274.89	Honda Auto Receivables Trust 2021-4 A3 0.88% Due 1/21/2026	52,593.37	386.09	52,979.46
05/25/2024	Paydown	3137FBBX3	2,650,000.00	FHLMC K068 A2 3.244% Due 8/25/2027	0.00	7,163.83	7,163.83
05/25/2024	Paydown	3137BSRE5	3,000,000.00	FHLMC K059 A2 3.12% Due 9/25/2026	0.00	7,800.00	7,800.00
05/25/2024	Paydown	3137FGR31	1,997,000.00	FHLMC K078 A2 3.854% Due 6/25/2028	0.00	6,413.70	6,413.70
05/25/2024	Paydown	3137F4D41	3,000,000.00	FHLMC K074 A2 3.6% Due 1/25/2028	52,159.23	7,616.20	59,775.43
05/25/2024	Paydown	3137FEBQ2	4,690,000.00	FHLMC K072 A2 3.444% Due 12/25/2027	0.00	13,460.30	13,460.30
05/25/2024	Paydown	3137FETN0	6,000,000.00	FHLMC K073 A2 3.35% Due 1/25/2028	0.00	16,750.00	16,750.00
05/25/2024	Paydown	3137FG6X8	5,320,000.00	FHLMC K077 A2 3.85% Due 5/25/2028	85,245.89	14,651.39	99,897.28
05/25/2024	Paydown	05602RAD3	1,065,000.00	BMW Vehicle Owner Trust 2022-A A3 3.21% Due 8/25/2026	69,650.37	1,081.00	70,731.37
05/25/2024	Paydown	3137BSP72	1,500,000.00	FHLMC K058 A2 2.653% Due 8/25/2026	0.00	3,316.25	3,316.25
05/31/2024	Interest	91282CFZ9	4,600,000.00	US Treasury Note 3.875% Due 11/30/2027	0.00	89,125.00	89,125.00
05/31/2024	Interest	91282CHE4	7,000,000.00	US Treasury Note 3.625% Due 5/31/2028	0.00	126,875.00	126,875.00
05/31/2024	Interest	91282CAZ4	3,800,000.00	US Treasury Note 0.375% Due 11/30/2025	0.00	7,125.00	7,125.00
05/31/2024	Interest	91282CET4	2,400,000.00	US Treasury Note 2.625% Due 5/31/2027	0.00	31,500.00	31,500.00
MAY 2024					1,181,823.52	683,952.76	1,865,776.28

City of Corona Consolidated

Cash Flow Report



Account #10003

As of July 31, 2023

Payment Date	Transaction Type	CUSIP	Quantity	Security Description	Principal Amount	Income	Total Amount
06/01/2024	Interest	46647PCH7	3,295,000.00	JP Morgan Chase & Co Callable Note Cont 6/1/2024 0.824% Due 6/1/2025	0.00	13,575.40	13,575.40
06/06/2024	Interest	74153WCQ0	1,975,000.00	Pricoa Global Funding Note 1.15% Due 12/6/2024	0.00	11,356.25	11,356.25
06/08/2024	Interest	89115A2C5	1,400,000.00	Toronto-Dominion Bank Note 4.108% Due 6/8/2027	0.00	28,756.00	28,756.00
06/10/2024	Interest	40139LBC6	3,000,000.00	Guardian Life Glob Fun Note 0.875% Due 12/10/2025	0.00	13,125.00	13,125.00
06/14/2024	Maturity	3130A1XJ2	5,500,000.00	FHLB Note 2.875% Due 6/14/2024	5,500,000.00	79,062.51	5,579,062.51
06/15/2024	Interest	63743HFE7	940,000.00	National Rural Utilities Note 3.45% Due 6/15/2025	0.00	16,215.00	16,215.00
06/15/2024	Interest	74340XCG4	2,630,000.00	Prologis LP Callable Note Cont 5/15/2028 4.875% Due 6/15/2028	0.00	64,106.25	64,106.25
06/15/2024	Paydown	89238JAC9	933,091.67	Toyota Auto Receivables Trust 2021-D A3 0.71% Due 4/15/2026	49,138.89	262.28	49,401.17
06/15/2024	Paydown	44935FAD6	713,825.84	Hyundai Auto Receivables Trust 2021-C A3 0.74% Due 5/15/2026	39,666.90	195.80	39,862.70
06/15/2024	Paydown	02582JIT8	2,765,000.00	American Express Credit Trust 2022-2 A 3.39% Due 5/17/2027	0.00	7,811.13	7,811.13
06/15/2024	Paydown	448977AD0	1,350,000.00	Hyundai Auto Receivables Trust 2022-A A3 2.22% Due 10/15/2026	67,282.09	1,630.65	68,912.74
06/15/2024	Paydown	47787JAC2	1,010,000.00	John Deere Owner Trust 2022-A A3 2.32% Due 9/16/2026	41,893.21	1,308.44	43,201.65
06/15/2024	Paydown	47800CAC0	1,880,000.00	John Deere Owner Trust 2023-A A3 5.01% Due 11/15/2027	33,826.73	6,468.63	40,295.36
06/15/2024	Paydown	89236XAC0	206,941.31	Toyota Auto Receivables 2020-D A3 0.35% Due 1/15/2025	11,433.51	26.29	11,459.80
06/15/2024	Paydown	43813DAC2	54,035.67	Honda Auto Receivables 2020-2 A3 0.82% Due 7/15/2024	4,516.82	6.18	4,523.00
06/15/2024	Paydown	43815BAC4	1,650,000.00	Honda Auto Receivables Trust 2022-1 A3 1.88% Due 5/15/2026	81,934.46	1,578.05	83,512.51
06/15/2024	Paydown	47789QAC4	1,066,842.13	John Deere Owner Trust 2021-B A3 0.52% Due 3/16/2026	53,344.54	231.26	53,575.80

City of Corona Consolidated

Cash Flow Report



Account #10003

As of July 31, 2023

Payment Date	Transaction Type	CUSIP	Quantity	Security Description	Principal Amount	Income	Total Amount
06/16/2024	Paydown	362554AC1	753,638.30	GM Financial Securitized Term 2021-4 A3 0.68% Due 9/16/2026	37,686.28	213.78	37,900.06
06/16/2024	Paydown	380146AC4	660,000.00	GM Financial Auto Receivables 2022-1 A3 1.26% Due 11/16/2026	31,280.43	403.78	31,684.21
06/17/2024	Interest	3135G04Z3	6,200,000.00	FNMA Note 0.5% Due 6/17/2025	0.00	15,500.00	15,500.00
06/18/2024	Interest	89236TJK2	3,325,000.00	Toyota Motor Credit Corp Note 1.125% Due 6/18/2026	0.00	18,703.13	18,703.13
06/19/2024	Interest	06051GJD2	3,000,000.00	Bank of America Corp Callable Note Cont 6/19/2025 1.319% Due 6/19/2026	0.00	19,785.00	19,785.00
06/20/2024	Interest	3130AQF40	4,300,000.00	FHLB Note 1% Due 12/20/2024	0.00	21,500.00	21,500.00
06/20/2024	Paydown	92290BAA9	197,389.12	Verizon Owner Trust 2020-B A 0.47% Due 2/20/2025	10,392.95	36.69	10,429.64
06/20/2024	Paydown	89238LAC4	2,565,000.00	Toyota Lease Owner Trust 2022-A A3 1.96% Due 2/20/2025	322,066.06	526.04	322,592.10
06/20/2024	Paydown	92348KAV5	1,150,000.00	Verizon Master Trust 2022-5 A1A 3.72% Due 7/20/2027	67,014.12	2,535.87	69,549.99
06/21/2024	Paydown	43815GAC3	999,274.89	Honda Auto Receivables Trust 2021-4 A3 0.88% Due 1/21/2026	52,605.65	347.52	52,953.17
06/23/2024	Interest	46647PCK0	1,565,000.00	JP Morgan Chase & Co Callable Note Cont 6/23/2024 0.969% Due 6/23/2025	0.00	7,582.43	7,582.43
06/25/2024	Paydown	05602RAD3	1,065,000.00	BMW Vehicle Owner Trust 2022-A A3 3.21% Due 8/25/2026	63,424.00	894.69	64,318.69
06/25/2024	Paydown	3137FBBX3	2,650,000.00	FHLMC K068 A2 3.244% Due 8/25/2027	0.00	7,163.83	7,163.83
06/25/2024	Paydown	3137BSP72	1,500,000.00	FHLMC K058 A2 2.653% Due 8/25/2026	0.00	3,316.25	3,316.25
06/25/2024	Paydown	3137FEBQ2	4,690,000.00	FHLMC K072 A2 3.444% Due 12/25/2027	0.00	13,460.30	13,460.30
06/25/2024	Paydown	3137FGR31	1,997,000.00	FHLMC K078 A2 3.854% Due 6/25/2028	0.00	6,413.70	6,413.70
06/25/2024	Paydown	3137BSRE5	3,000,000.00	FHLMC K059 A2 3.12% Due 9/25/2026	0.00	7,800.00	7,800.00

City of Corona Consolidated

Cash Flow Report



Account #10003

As of July 31, 2023

Payment Date	Transaction Type	CUSIP	Quantity	Security Description	Principal Amount	Income	Total Amount
06/25/2024	Paydown	3137F4D41	3,000,000.00	FHLMC K074 A2 3.6% Due 1/25/2028	52,343.08	7,459.73	59,802.81
06/25/2024	Paydown	3137FETN0	6,000,000.00	FHLMC K073 A2 3.35% Due 1/25/2028	0.00	16,750.00	16,750.00
06/25/2024	Paydown	3137FG6X8	5,320,000.00	FHLMC K077 A2 3.85% Due 5/25/2028	85,558.47	14,377.89	99,936.36
06/30/2024	Interest	91282CEW7	6,650,000.00	US Treasury Note 3.25% Due 6/30/2027	0.00	108,062.50	108,062.50
06/30/2024	Interest	91282CGC9	7,000,000.00	US Treasury Note 3.875% Due 12/31/2027	0.00	135,625.00	135,625.00
06/30/2024	Maturity	912828XX3	4,900,000.00	US Treasury Note 2% Due 6/30/2024	4,900,000.00	49,000.00	4,949,000.00
JUN 2024					11,505,408.19	703,173.25	12,208,581.44
07/01/2024	Interest	66815L2J7	2,350,000.00	Northwestern Mutual Gbl Note 4% Due 7/1/2025	0.00	47,000.00	47,000.00
07/07/2024	Interest	3135G0X24	4,220,000.00	FNMA Note 1.625% Due 1/7/2025	0.00	34,287.50	34,287.50
07/11/2024	Interest	59217GER6	2,485,000.00	Metlife Note 1.875% Due 1/11/2027	0.00	23,296.88	23,296.88
07/13/2024	Interest	89236TJT3	2,700,000.00	Toyota Motor Credit Corp Note 1.45% Due 1/13/2025	0.00	19,575.00	19,575.00
07/14/2024	Interest	64952WEK5	3,745,000.00	New York Life Global Note 1.45% Due 1/14/2025	0.00	27,151.25	27,151.25
07/14/2024	Interest	66815L2A6	1,870,000.00	Northwestern Mutual Gbl Note 0.8% Due 1/14/2026	0.00	7,480.00	7,480.00
07/15/2024	Interest	756109AU8	4,500,000.00	Realty Income Corp Callable Note Cont 10/15/2027 3.65% Due 1/15/2028	0.00	82,125.00	82,125.00
07/15/2024	Maturity	79466LAG9	3,100,000.00	Salesforce.com Inc Callable Note Cont 7/15/2022 0.625% Due 7/15/2024	3,100,000.00	9,687.51	3,109,687.51
07/15/2024	Paydown	89236XAC0	206,941.31	Toyota Auto Receivables 2020-D A3 0.35% Due 1/15/2025	11,386.65	22.95	11,409.60
07/15/2024	Paydown	43815BAC4	1,650,000.00	Honda Auto Receivables Trust 2022-1 A3 1.88% Due 5/15/2026	82,293.60	1,449.69	83,743.29

City of Corona Consolidated

Cash Flow Report



Account #10003

As of July 31, 2023

Payment Date	Transaction Type	CUSIP	Quantity	Security Description	Principal Amount	Income	Total Amount
07/15/2024	Paydown	43813DAC2	54,035.67	Honda Auto Receivables 2020-2 A3 0.82% Due 7/15/2024	4,519.91	3.09	4,523.00
07/15/2024	Paydown	448977AD0	1,350,000.00	Hyundai Auto Receivables Trust 2022-A A3 2.22% Due 10/15/2026	67,368.43	1,506.18	68,874.61
07/15/2024	Paydown	47787JAC2	1,010,000.00	John Deere Owner Trust 2022-A A3 2.32% Due 9/16/2026	41,946.97	1,227.45	43,174.42
07/15/2024	Paydown	47789QAC4	1,066,842.13	John Deere Owner Trust 2021-B A3 0.52% Due 3/16/2026	53,349.43	208.14	53,557.57
07/15/2024	Paydown	02582JIT8	2,765,000.00	American Express Credit Trust 2022-2 A 3.39% Due 5/17/2027	0.00	7,811.13	7,811.13
07/15/2024	Paydown	44935FAD6	713,825.84	Hyundai Auto Receivables Trust 2021-C A3 0.74% Due 5/15/2026	39,673.51	171.34	39,844.85
07/15/2024	Paydown	89238JAC9	933,091.67	Toyota Auto Receivables Trust 2021-D A3 0.71% Due 4/15/2026	49,167.96	233.21	49,401.17
07/15/2024	Paydown	47800CAC0	1,880,000.00	John Deere Owner Trust 2023-A A3 5.01% Due 11/15/2027	33,967.96	6,327.40	40,295.36
07/16/2024	Interest	57629WDE7	2,272,000.00	Mass Mutual Global funding Note 1.2% Due 7/16/2026	0.00	13,632.00	13,632.00
07/16/2024	Paydown	380146AC4	660,000.00	GM Financial Auto Receivables 2022-1 A3 1.26% Due 11/16/2026	31,417.55	370.93	31,788.48
07/16/2024	Paydown	362554AC1	753,638.30	GM Financial Securitized Term 2021-4 A3 0.68% Due 9/16/2026	37,695.07	192.42	37,887.49
07/20/2024	Interest	24422EWR6	2,450,000.00	John Deere Capital Corp Note 4.75% Due 1/20/2028	0.00	58,187.50	58,187.50
07/20/2024	Paydown	92348KAV5	1,150,000.00	Verizon Master Trust 2022-5 A1A 3.72% Due 7/20/2027	67,221.86	2,328.13	69,549.99
07/20/2024	Paydown	92290BAA9	197,389.12	Verizon Owner Trust 2020-B A 0.47% Due 2/20/2025	10,397.02	32.62	10,429.64
07/21/2024	Interest	3137EAEU9	6,300,000.00	FHLMC Note 0.375% Due 7/21/2025	0.00	11,812.50	11,812.50
07/21/2024	Interest	90331HPL1	4,145,000.00	US Bank NA Callable Note Cont 12/21/2024 2.05% Due 1/21/2025	0.00	42,486.25	42,486.25
07/21/2024	Paydown	43815GAC3	999,274.89	Honda Auto Receivables Trust 2021-4 A3 0.88% Due 1/21/2026	52,617.92	308.94	52,926.86

City of Corona Consolidated

Account #10003

Cash Flow Report

As of July 31, 2023



Payment Date	Transaction Type	CUSIP	Quantity	Security Description	Principal Amount	Income	Total Amount
07/25/2024	Paydown	3137F4D41	3,000,000.00	FHLMC K074 A2 3.6% Due 1/25/2028	52,527.59	7,302.70	59,830.29
07/25/2024	Paydown	3137FEBQ2	4,690,000.00	FHLMC K072 A2 3.444% Due 12/25/2027	0.00	13,460.30	13,460.30
07/25/2024	Paydown	3137FETN0	6,000,000.00	FHLMC K073 A2 3.35% Due 1/25/2028	0.00	16,750.00	16,750.00
07/25/2024	Paydown	05602RAD3	1,065,000.00	BMW Vehicle Owner Trust 2022-A A3 3.21% Due 8/25/2026	57,185.62	725.03	57,910.65
07/25/2024	Paydown	3137BSP72	1,500,000.00	FHLMC K058 A2 2.653% Due 8/25/2026	0.00	3,316.25	3,316.25
07/25/2024	Paydown	3137FGR31	1,997,000.00	FHLMC K078 A2 3.854% Due 6/25/2028	0.00	6,413.70	6,413.70
07/25/2024	Paydown	3137BSRE5	3,000,000.00	FHLMC K059 A2 3.12% Due 9/25/2026	0.00	7,800.00	7,800.00
07/25/2024	Paydown	3137FG6X8	5,320,000.00	FHLMC K077 A2 3.85% Due 5/25/2028	85,872.18	14,103.39	99,975.57
07/25/2024	Paydown	3137FBBX3	2,650,000.00	FHLMC K068 A2 3.244% Due 8/25/2027	0.00	7,163.83	7,163.83
JUL 2024					3,878,609.23	475,950.21	4,354,559.44
TOTAL					162,679,798.68	9,172,391.79	171,852,190.47

City of Corona Consolidated

Holdings by Maturity



Account #10003

As of July 31, 2023

CUSIP	Security Description	Par Value/Units	Purchase Date Book Yield	Cost Value Book Value	Mkt Price Mkt YTM	Market Value Accrued Int.	% of Port. Gain/Loss	Moody S&P	Term (yrs) Duration
90LAIF\$00	Local Agency Investment Fund State Pool	49,776,879.61	Various 3.44%	49,776,879.61 49,776,879.61	1.00 3.44%	49,776,879.61 123,659.40	9.93% 0.00	NR NR	0.00 0.00
60934N807	Federated Investors Govt Oblig Fund Inst.	267,705.27	07/18/2023 4.89%	267,705.27 267,705.27	1.00 4.89%	267,705.27 0.00	0.05% 0.00	Aaa AAA	0.00 0.00
60934N807	Federated Investors Govt Oblig Fund Inst.	497,223.15	Various 4.89%	497,223.15 497,223.15	1.00 4.89%	497,223.15 0.00	0.10% 0.00	Aaa AAA	0.00 0.00
912797GG6	US Treasury Bill 5.017% Due 8/15/2023	20,000,000.00	05/16/2023 5.15%	19,749,150.00 19,749,150.00	98.75 5.15%	19,749,150.00 211,828.89	3.97% 0.00	P-1 A-1+	0.04 0.04
3137B7MZ9	FHLMC K036 A2 3.527% Due 10/25/2023	845,407.94	05/16/2019 2.57%	878,365.65 878,365.65	99.46 5.59%	840,817.37 496.96	0.17% (37,548.28)	Aaa NR	0.07 0.15
44891VAC5	Hyundai Auto Lease Trust 2021-B A3 0.33% Due 6/17/2024	347,635.86	06/08/2021 0.34%	347,583.72 347,583.72	99.70 4.84%	346,595.73 50.99	0.07% (987.99)	Aaa AAA	0.08 0.07
912796CQ0	US Treasury Bill 5.085% Due 9/14/2023	21,500,000.00	06/15/2023 5.22%	21,226,681.25 21,226,681.25	98.73 5.22%	21,226,681.25 139,696.25	4.25% 0.00	P-1 A-1+	0.12 0.12
43813KAC6	Honda Auto Receivables Trust 2020-3 A3 0.37% Due 10/18/2024	311,404.42	09/22/2020 0.38%	311,358.67 311,358.67	98.79 5.87%	307,644.84 41.61	0.06% (3,713.83)	NR AAA	0.18 0.22
912797FB8	US Treasury Bill 5.252% Due 10/19/2023	50,750,000.00	Various 5.40%	50,076,248.64 50,076,248.64	98.67 5.40%	50,076,248.64 88,846.33	9.98% 0.00	P-1 A-1+	0.22 0.21
09690AAC7	BMW Vehicle Lease Trust 2021-2 A3 0.33% Due 12/26/2024	339,955.78	09/08/2021 0.34%	339,920.70 339,920.70	99.03 5.61%	336,657.19 18.70	0.07% (3,263.51)	Aaa NR	0.24 0.18
47787NAC3	John Deere Owner Trust 2020-B A3 0.51% Due 11/15/2024	51,922.31	07/14/2020 0.52%	51,914.40 51,914.40	99.44 5.09%	51,633.62 11.77	0.01% (280.78)	Aaa NR	0.25 0.12
36262XAC8	GM Financial Auto Lease Trust 2021-3 A2 0.39% Due 10/21/2024	1,139,649.62	08/10/2021 0.39%	1,139,634.12 1,139,634.12	98.86 5.68%	1,126,659.89 135.81	0.22% (12,974.23)	NR AAA	0.27 0.21
44891RAC4	Hyundai Auto Receivables Trust 2020-C A3 0.38% Due 5/15/2025	502,579.56	10/20/2020 0.39%	502,463.83 502,463.83	98.35 5.91%	494,304.59 84.88	0.10% (8,159.24)	NR AAA	0.29 0.30
89240BAC2	Toyota Auto Receivables Owners 2021-A A3 0.26% Due 5/15/2025	1,017,443.22	02/02/2021 0.27%	1,017,254.39 1,017,254.39	98.04 5.69%	997,455.56 117.57	0.20% (19,798.83)	Aaa NR	0.33 0.36
43813GAC5	Honda Auto Receivables Trust 2021-1 A3 0.27% Due 4/21/2025	277,683.05	02/17/2021 0.27%	277,677.97 277,677.97	97.95 5.74%	271,980.83 20.83	0.05% (5,697.14)	Aaa NR	0.35 0.37

City of Corona Consolidated

Holdings by Maturity



Account #10003

As of July 31, 2023

CUSIP	Security Description	Par Value/Units	Purchase Date Book Yield	Cost Value Book Value	Mkt Price Mkt YTM	Market Value Accrued Int.	% of Port. Gain/Loss	Moody S&P	Term (yrs) Duration
05601XAC3	BMW Vehicle Lease Trust 2022-1 A3 1.1% Due 3/25/2025	721,417.68	01/11/2022 1.11%	721,309.82 721,309.82	98.49 5.71%	710,556.02 132.26	0.14% (10,753.80)	NR AAA	0.36 0.32
912797FU6	US Treasury Bill 5.132% Due 12/14/2023	30,000,000.00	06/15/2023 5.34%	29,225,923.33 29,225,923.33	97.42 5.34%	29,225,923.33 196,726.67	5.85% 0.00	P-1 A-1+	0.37 0.36
44891WAC3	Hyundai Auto Lease Trust 2022-A A3 1.16% Due 1/15/2025	1,193,104.95	01/11/2022 1.16%	1,193,078.58 1,193,078.58	98.57 5.74%	1,176,013.72 615.11	0.23% (17,064.86)	Aaa AAA	0.38 0.31
44933LAC7	Hyundai Auto Receivables Trust 2021-A A3 0.38% Due 9/15/2025	719,970.15	04/20/2021 0.38%	719,894.42 719,894.42	97.55 5.94%	702,338.81 121.59	0.14% (17,555.61)	NR AAA	0.42 0.44
36265MAC9	GM Financial Auto Lease Trust 2022-1 A3 1.9% Due 3/20/2025	2,105,000.00	02/15/2022 1.91%	2,104,981.90 2,104,981.90	98.41 5.79%	2,071,437.88 1,222.07	0.41% (33,544.02)	Aaa NR	0.44 0.41
43813DAC2	Honda Auto Receivables 2020-2 A3 0.82% Due 7/15/2024	54,035.67	05/18/2020 0.83%	54,031.42 54,031.42	99.66 5.55%	53,851.78 19.69	0.01% (179.64)	Aaa AAA	0.50 0.07
912828B66	US Treasury Note 2.75% Due 2/15/2024	5,000,000.00	Various 2.21%	5,121,796.88 5,121,796.88	98.59 5.43%	4,929,295.00 63,432.32	0.99% (192,501.88)	Aaa AA+	0.55 0.52
89238LAC4	Toyota Lease Owner Trust 2022-A A3 1.96% Due 2/20/2025	2,565,000.00	02/23/2022 1.98%	2,564,596.27 2,564,596.27	98.13 5.93%	2,516,996.03 1,536.15	0.50% (47,600.24)	NR AAA	0.60 0.47
05602RAD3	BMW Vehicle Owner Trust 2022-A A3 3.21% Due 8/25/2026	1,065,000.00	05/10/2022 3.23%	1,064,944.62 1,064,944.62	97.48 5.62%	1,038,200.34 569.78	0.21% (26,744.28)	Aaa AAA	0.70 1.06
89236XAC0	Toyota Auto Receivables 2020-D A3 0.35% Due 1/15/2025	206,941.31	10/06/2020 0.36%	206,902.75 206,902.75	99.10 5.75%	205,083.82 32.19	0.04% (1,818.93)	NR AAA	0.74 0.16
44935FAD6	Hyundai Auto Receivables Trust 2021-C A3 0.74% Due 5/15/2026	713,825.84	11/09/2021 0.75%	713,666.51 713,666.51	96.37 5.85%	687,898.26 234.77	0.14% (25,768.25)	NR AAA	0.75 0.71
912828X70	US Treasury Note 2% Due 4/30/2024	3,150,000.00	Various 1.79%	3,177,480.46 3,177,480.46	97.53 5.40%	3,072,235.95 15,921.19	0.61% (105,244.51)	Aaa AA+	0.75 0.73
89238JAC9	Toyota Auto Receivables Trust 2021-D A3 0.71% Due 4/15/2026	933,091.67	11/09/2021 0.71%	933,071.80 933,071.80	96.19 5.87%	897,526.88 294.44	0.18% (35,544.92)	NR AAA	0.79 0.74
92290BAA9	Verizon Owner Trust 2020-B A 0.47% Due 2/20/2025	197,389.12	08/04/2020 0.48%	197,347.66 197,347.66	99.47 5.13%	196,349.08 28.35	0.04% (998.58)	Aaa NR	0.81 0.11
43815GAC3	Honda Auto Receivables Trust 2021-4 A3 0.88% Due 1/21/2026	999,274.89	11/16/2021 0.89%	999,064.24 999,064.24	96.34 5.78%	962,658.46 244.27	0.19% (36,405.78)	Aaa NR	0.81 0.75

City of Corona Consolidated

Holdings by Maturity



Account #10003

As of July 31, 2023

CUSIP	Security Description	Par Value/Units	Purchase Date Book Yield	Cost Value Book Value	Mkt Price Mkt YTM	Market Value Accrued Int.	% of Port. Gain/Loss	Moody S&P	Term (yrs) Duration
47789QAC4	John Deere Owner Trust 2021-B A3 0.52% Due 3/16/2026	1,066,842.13	07/13/2021 0.52%	1,066,746.97 1,066,746.97	96.03 6.04%	1,024,505.57 246.56	0.20% (42,241.40)	Aaa NR	0.83 0.72
362554AC1	GM Financial Securitized Term 2021-4 A3 0.68% Due 9/16/2026	753,638.30	10/13/2021 0.68%	753,619.08 753,619.08	95.88 5.90%	722,613.27 213.53	0.14% (31,005.81)	Aaa AAA	0.84 0.79
3130A1XJ2	FHLB Note 2.875% Due 6/14/2024	5,500,000.00	Various 1.95%	5,740,000.40 5,740,000.40	97.83 5.46%	5,380,754.51 20,644.10	1.07% (359,245.89)	Aaa AA+	0.87 0.84
912828XX3	US Treasury Note 2% Due 6/30/2024	4,900,000.00	Various 1.81%	4,942,253.91 4,942,253.91	96.98 5.42%	4,752,044.50 8,521.74	0.95% (190,209.41)	Aaa AA+	0.92 0.89
79466LAG9	Salesforce.com Inc Callable Note Cont 7/15/2022 0.625% Due 7/15/2024	3,100,000.00	Various 0.92%	3,076,192.60 3,076,192.60	95.53 5.49%	2,961,547.80 861.11	0.59% (114,644.80)	A2 A+	0.96 0.93
380146AC4	GM Financial Auto Receivables 2022-1 A3 1.26% Due 11/16/2026	660,000.00	01/11/2022 1.27%	659,942.65 659,942.65	95.78 5.92%	632,146.03 346.50	0.13% (27,796.62)	NR AAA	0.98 0.91
43815BAC4	Honda Auto Receivables Trust 2022-1 A3 1.88% Due 5/15/2026	1,650,000.00	02/15/2022 1.89%	1,649,751.84 1,649,751.84	95.90 5.78%	1,582,358.27 1,378.67	0.32% (67,393.57)	Aaa AAA	1.01 1.06
912828D56	US Treasury Note 2.375% Due 8/15/2024	5,000,000.00	12/12/2019 1.75%	5,140,234.38 5,140,234.38	96.96 5.41%	4,848,240.00 54,782.46	0.98% (291,994.38)	Aaa AA+	1.04 1.00
448977AD0	Hyundai Auto Receivables Trust 2022-A A3 2.22% Due 10/15/2026	1,350,000.00	03/09/2022 2.23%	1,349,948.03 1,349,948.03	96.42 5.58%	1,301,609.26 1,332.00	0.26% (48,338.77)	NR AAA	1.09 1.08
3130A2UW4	FHLB Note 2.875% Due 9/13/2024	4,000,000.00	09/13/2019 1.79%	4,206,760.00 4,206,760.00	97.28 5.42%	3,891,116.00 44,083.33	0.78% (315,644.00)	Aaa AA+	1.12 1.07
92348KAV5	Verizon Master Trust 2022-5 A1A 3.72% Due 7/20/2027	1,150,000.00	08/02/2022 3.75%	1,149,949.40 1,149,949.40	99.05 5.09%	1,139,023.25 1,307.17	0.23% (10,926.15)	NR AAA	1.15 1.02
13063DRK6	California State Taxable GO 2.4% Due 10/1/2024	3,385,000.00	10/16/2019 1.91%	3,462,753.45 3,462,753.45	96.52 5.51%	3,267,323.86 27,080.00	0.66% (195,429.59)	Aa2 AA-	1.17 1.12
47787JAC2	John Deere Owner Trust 2022-A A3 2.32% Due 9/16/2026	1,010,000.00	03/10/2022 2.34%	1,009,776.59 1,009,776.59	96.55 5.82%	975,165.10 1,041.42	0.19% (34,611.49)	Aaa NR	1.18 0.99
3135G0W66	FNMA Note 1.625% Due 10/15/2024	3,500,000.00	Various 1.21%	3,564,275.00 3,564,275.00	95.71 5.34%	3,350,000.50 16,746.52	0.67% (214,274.50)	Aaa AA+	1.21 1.16
9128283D0	US Treasury Note 2.25% Due 10/31/2024	4,000,000.00	11/07/2019 1.77%	4,090,468.75 4,090,468.75	96.35 5.31%	3,853,908.00 22,744.57	0.77% (236,560.75)	Aaa AA+	1.25 1.20

City of Corona Consolidated

Holdings by Maturity



Account #10003

As of July 31, 2023

CUSIP	Security Description	Par Value/Units	Purchase Date Book Yield	Cost Value Book Value	Mkt Price Mkt YTM	Market Value Accrued Int.	% of Port. Gain/Loss	Moody S&P	Term (yrs) Duration
78015K7C2	Royal Bank of Canada Note 2.25% Due 11/1/2024	3,600,000.00	12/05/2019 2.26%	3,598,128.00 3,598,128.00	96.09 5.53%	3,459,132.00 20,250.00	0.69% (138,996.00)	A1 A	1.26 1.20
14913Q3B3	Caterpillar Finl Service Note 2.15% Due 11/8/2024	2,593,000.00	Various 1.88%	2,624,484.21 2,624,484.21	96.12 5.35%	2,492,425.31 12,853.36	0.50% (132,058.90)	A2 A	1.28 1.22
74153WCQ0	Pricoa Global Funding Note 1.15% Due 12/6/2024	1,975,000.00	12/01/2021 1.19%	1,972,965.75 1,972,965.75	93.88 5.94%	1,854,135.93 3,469.97	0.37% (118,829.82)	Aa3 AA-	1.35 1.30
3130AQF40	FHLB Note 1% Due 12/20/2024	4,300,000.00	12/21/2021 1.02%	4,297,205.00 4,297,205.00	94.36 5.27%	4,057,424.10 4,897.22	0.81% (239,780.90)	Aaa AA+	1.39 1.34
3135G0X24	FNMA Note 1.625% Due 1/7/2025	4,220,000.00	Various 1.30%	4,282,878.20 4,282,878.20	95.12 5.20%	4,014,215.92 4,571.67	0.80% (268,662.28)	Aaa AA+	1.44 1.38
89236TJT3	Toyota Motor Credit Corp Note 1.45% Due 1/13/2025	2,700,000.00	01/10/2022 1.50%	2,696,382.00 2,696,382.00	94.70 5.29%	2,556,978.30 1,957.50	0.51% (139,403.70)	A1 A+	1.46 1.40
64952WEK5	New York Life Global Note 1.45% Due 1/14/2025	3,745,000.00	01/11/2022 1.49%	3,740,955.40 3,740,955.40	94.26 5.62%	3,530,096.92 2,564.28	0.70% (210,858.48)	Aaa AA+	1.46 1.40
90331HPL1	US Bank NA Callable Note Cont 12/21/2024 2.05% Due 1/21/2025	4,145,000.00	01/16/2020 2.10%	4,136,171.15 4,136,171.15	94.85 5.75%	3,931,648.56 2,360.35	0.78% (204,522.59)	A2 A+	1.48 1.42
3137EAEP0	FHLMC Note 1.5% Due 2/12/2025	6,575,000.00	02/13/2020 1.52%	6,569,937.25 6,569,937.25	94.72 5.13%	6,227,741.38 46,298.96	1.25% (342,195.87)	Aaa AA+	1.54 1.47
912828ZC7	US Treasury Note 1.125% Due 2/28/2025	7,000,000.00	03/18/2020 0.81%	7,108,007.81 7,108,007.81	93.98 5.13%	6,578,635.00 32,955.16	1.32% (529,372.81)	Aaa AA+	1.58 1.53
91282CED9	US Treasury Note 1.75% Due 3/15/2025	7,000,000.00	04/05/2022 2.65%	6,823,085.94 6,823,085.94	94.81 5.12%	6,636,875.00 46,270.38	1.33% (186,210.94)	Aaa AA+	1.62 1.56
69371RR73	Paccar Financial Corp Note 2.85% Due 4/7/2025	2,970,000.00	03/31/2022 2.86%	2,969,227.80 2,969,227.80	96.10 5.30%	2,854,226.43 26,804.25	0.57% (115,001.37)	A1 A+	1.69 1.60
78016EZ59	Royal Bank of Canada Note 3.375% Due 4/14/2025	1,270,000.00	04/07/2022 3.39%	1,269,530.10 1,269,530.10	96.46 5.58%	1,225,031.84 12,739.69	0.25% (44,498.26)	A1 A	1.71 1.61
3135G03U5	FNMA Note 0.625% Due 4/22/2025	5,270,000.00	04/22/2020 0.67%	5,259,143.80 5,259,143.80	92.70 5.10%	4,885,158.25 9,057.81	0.97% (373,985.55)	Aaa AA+	1.73 1.67
46647PBK1	JP Morgan Chase & Co Callable Note Cont 4/22/2025 2.083% Due 4/22/2026	1,000,000.00	05/20/2021 2.29%	1,037,330.00 1,037,330.00	94.04 5.75%	940,419.00 5,728.25	0.19% (96,911.00)	A1 A-	1.73 1.65
6174468Q5	Morgan Stanley Callable Note Cont 4/28/2025 2.188% Due 4/28/2026	1,600,000.00	05/18/2022 4.99%	1,511,376.00 1,511,376.00	94.09 5.79%	1,505,392.00 9,043.73	0.30% (5,984.00)	A1 A-	1.75 1.66

City of Corona Consolidated

Holdings by Maturity



Account #10003

As of July 31, 2023

CUSIP	Security Description	Par Value/Units	Purchase Date Book Yield	Cost Value Book Value	Mkt Price Mkt YTM	Market Value Accrued Int.	% of Port. Gain/Loss	Moody S&P	Term (yrs) Duration
06367WB85	Bank of Montreal Note 1.85% Due 5/1/2025	2,761,000.00	07/23/2021 0.85%	2,862,660.02 2,862,660.02	93.83 5.60%	2,590,629.73 12,769.63	0.52% (272,030.29)	A2 A-	1.75 1.67
14913R2V8	Caterpillar Financial Service Note 3.4% Due 5/13/2025	1,460,000.00	05/10/2022 3.44%	1,458,145.80 1,458,145.80	97.02 5.16%	1,416,562.08 10,755.33	0.28% (41,583.72)	A2 A	1.79 1.69
02582JIT8	American Express Credit Trust 2022-2 A 3.39% Due 5/17/2027	2,765,000.00	05/17/2022 3.42%	2,764,388.38 2,764,388.38	96.77 5.35%	2,675,613.08 4,165.93	0.53% (88,775.30)	NR AAA	1.79 1.69
46647PCH7	JP Morgan Chase & Co Callable Note Cont 6/1/2024 0.824% Due 6/1/2025	3,295,000.00	05/24/2021 2.03%	3,299,268.65 3,299,268.65	95.65 5.97%	3,151,746.58 4,525.13	0.63% (147,522.07)	A1 A-	1.84 1.75
63743HFE7	National Rural Utilities Note 3.45% Due 6/15/2025	940,000.00	04/27/2022 3.46%	939,746.20 939,746.20	96.39 5.50%	906,048.14 4,143.83	0.18% (33,698.06)	A2 A-	1.88 1.77
3135G04Z3	FNMA Note 0.5% Due 6/17/2025	6,200,000.00	Various 0.51%	6,196,731.90 6,196,731.90	92.03 5.00%	5,705,860.00 3,788.89	1.14% (490,871.90)	Aaa AA+	1.88 1.82
06051GJD2	Bank of America Corp Callable Note Cont 6/19/2025 1.319% Due 6/19/2026	3,000,000.00	Various 2.28%	3,007,920.00 3,007,920.00	91.87 5.94%	2,756,004.00 4,616.50	0.55% (251,916.00)	A1 A-	1.89 1.81
46647PCK0	JP Morgan Chase & Co Callable Note Cont 6/23/2024 0.969% Due 6/23/2025	1,565,000.00	Various 2.17%	1,565,968.20 1,565,968.20	95.49 5.99%	1,494,412.24 1,600.73	0.30% (71,555.96)	A1 A-	1.90 1.81
66815L2J7	Northwestern Mutual Gbl Note 4% Due 7/1/2025	2,350,000.00	06/27/2022 4.01%	2,349,201.00 2,349,201.00	97.09 5.62%	2,281,511.60 7,833.33	0.46% (67,689.40)	Aaa AA+	1.92 1.81
3137EAEU9	FHLMC Note 0.375% Due 7/21/2025	6,300,000.00	Various 0.45%	6,277,899.60 6,277,899.60	91.54 4.93%	5,766,875.10 656.25	1.15% (511,024.50)	Aaa AA+	1.98 1.92
91282CAB7	US Treasury Note 0.25% Due 7/31/2025	6,000,000.00	03/12/2021 0.72%	5,879,062.50 5,879,062.50	91.26 4.89%	5,475,468.00 40.76	1.09% (403,594.50)	Aaa AA+	2.00 1.95
3135G05X7	FNMA Note 0.375% Due 8/25/2025	6,285,000.00	Various 0.46%	6,260,439.20 6,260,439.20	91.18 4.91%	5,730,851.55 10,213.13	1.14% (529,587.65)	Aaa AA+	2.07 2.01
3137EAEX3	FHLMC Note 0.375% Due 9/23/2025	6,295,000.00	Various 0.44%	6,276,346.05 6,276,346.05	90.98 4.85%	5,727,342.08 8,393.34	1.14% (549,003.97)	Aaa AA+	2.15 2.08
91282CAM3	US Treasury Note 0.25% Due 9/30/2025	3,200,000.00	03/29/2021 0.74%	3,130,375.00 3,130,375.00	90.79 4.78%	2,905,251.20 2,688.52	0.58% (225,123.80)	Aaa AA+	2.17 2.11
47800CAC0	John Deere Owner Trust 2023-A A3 5.01% Due 11/15/2027	1,880,000.00	02/22/2023 5.07%	1,879,657.46 1,879,657.46	99.14 5.48%	1,863,895.92 4,186.13	0.37% (15,761.54)	Aaa NR	2.25 2.08
459058JL8	Intl. Bank Recon & Development Note 0.5% Due 10/28/2025	6,300,000.00	Various 0.59%	6,272,360.85 6,272,360.85	90.89 4.84%	5,726,051.11 8,137.51	1.14% (546,309.74)	Aaa AAA	2.25 2.18

City of Corona Consolidated

Holdings by Maturity



Account #10003

As of July 31, 2023

CUSIP	Security Description	Par Value/Units	Purchase Date Book Yield	Cost Value Book Value	Mkt Price Mkt YTM	Market Value Accrued Int.	% of Port. Gain/Loss	Moody S&P	Term (yrs) Duration
91282CAT8	US Treasury Note 0.25% Due 10/31/2025	6,000,000.00	02/19/2021 0.53%	5,923,125.00 5,923,125.00	90.47 4.77%	5,428,128.00 3,790.76	1.08% (494,997.00)	Aaa AA+	2.25 2.19
3135G06G3	FNMA Note 0.5% Due 11/7/2025	6,300,000.00	Various 0.57%	6,279,895.00 6,279,895.00	90.76 4.86%	5,717,709.91 7,350.00	1.14% (562,185.09)	Aaa AA+	2.27 2.20
91282CAZ4	US Treasury Note 0.375% Due 11/30/2025	3,800,000.00	03/26/2021 0.77%	3,731,867.19 3,731,867.19	90.48 4.73%	3,438,259.00 2,413.93	0.68% (293,608.19)	Aaa AA+	2.34 2.27
3137F4D41	FHLMC K074 A2 3.6% Due 1/25/2028	3,000,000.00	03/16/2023 4.93%	2,911,054.69 2,911,054.69	95.26 4.78%	2,857,920.00 1,800.00	0.57% (53,134.69)	NR NR	2.35 3.97
40139LBC6	Guardian Life Glob Fun Note 0.875% Due 12/10/2025	3,000,000.00	Various 1.12%	2,969,700.00 2,969,700.00	89.36 5.76%	2,680,776.00 3,718.76	0.53% (288,924.00)	Aa1 AA+	2.36 2.27
66815L2A6	Northwestern Mutual Gbl Note 0.8% Due 1/14/2026	1,870,000.00	12/06/2021 1.47%	1,820,388.90 1,820,388.90	89.47 5.44%	1,673,171.28 706.44	0.33% (147,217.62)	Aaa AA+	2.46 2.37
3137FG6X8	FHLMC K077 A2 3.85% Due 5/25/2028	5,320,000.00	Various 4.60%	5,229,125.01 5,229,125.01	96.19 4.74%	5,117,536.76 3,413.66	1.02% (111,588.25)	NR NR	2.54 4.22
3137BSRE5	FHLMC K059 A2 3.12% Due 9/25/2026	3,000,000.00	02/18/2022 1.98%	3,128,437.50 3,128,437.50	94.80 4.94%	2,843,970.00 7,800.00	0.57% (284,467.50)	NR AAA	2.65 2.84
4581X0DV7	Inter-American Dev Bank Note 0.875% Due 4/20/2026	6,390,000.00	04/13/2021 0.97%	6,360,733.80 6,360,733.80	90.41 4.67%	5,776,943.40 15,686.56	1.15% (583,790.40)	Aaa AAA	2.72 2.62
06051GHT9	Bank of America Corp Callable Note 1X 4/23/2026 3.559% Due 4/23/2027	3,000,000.00	Various 4.94%	2,906,255.64 2,906,255.64	94.92 5.59%	2,847,474.00 29,065.16	0.57% (58,781.64)	A1 A-	2.73 2.53
023135BX3	Amazon.com Inc Callable Note Cont 4/12/2026 1% Due 5/12/2026	4,865,000.00	05/10/2021 1.09%	4,843,983.20 4,843,983.20	90.30 4.77%	4,392,905.26 10,675.97	0.88% (451,077.94)	A1 AA	2.78 2.68
91324PEC2	United Health Group Inc Callable Note Cont 4/15/2026 1.15% Due 5/15/2026	805,000.00	Various 1.08%	807,605.05 807,605.05	90.53 4.82%	728,772.14 1,954.36	0.15% (78,832.91)	A2 A+	2.79 2.68
89236TJK2	Toyota Motor Credit Corp Note 1.125% Due 6/18/2026	3,325,000.00	06/15/2021 1.13%	3,323,537.00 3,323,537.00	89.88 4.94%	2,988,529.95 4,467.97	0.60% (335,007.05)	A1 A+	2.88 2.77
57629WDE7	Mass Mutual Global funding Note 1.2% Due 7/16/2026	2,272,000.00	08/10/2021 1.21%	2,271,369.92 2,271,369.92	88.50 5.46%	2,010,676.84 1,136.00	0.40% (260,693.08)	Aa3 AA+	2.96 2.83
3137BSP72	FHLMC K058 A2 2.653% Due 8/25/2026	1,500,000.00	11/12/2021 1.35%	1,586,425.78 1,586,425.78	93.58 4.93%	1,403,653.50 3,316.25	0.28% (182,772.28)	NR NR	2.99 2.83
91282CCW9	US Treasury Note 0.75% Due 8/31/2026	1,570,000.00	09/23/2021 0.90%	1,558,899.61 1,558,899.61	89.36 4.48%	1,403,003.81 4,927.58	0.28% (155,895.80)	Aaa AA+	3.09 2.98

City of Corona Consolidated

Holdings by Maturity



Account #10003

As of July 31, 2023

CUSIP	Security Description	Par Value/Units	Purchase Date Book Yield	Cost Value Book Value	Mkt Price Mkt YTM	Market Value Accrued Int.	% of Port. Gain/Loss	Moody S&P	Term (yrs) Duration
58989V2D5	Met Tower Global Funding Note 1.25% Due 9/14/2026	1,715,000.00	09/07/2021 1.27%	1,713,422.20 1,713,422.20	87.61 5.64%	1,502,444.62 8,158.16	0.30% (210,977.58)	Aa3 AA-	3.13 2.97
931142ER0	Wal-Mart Stores Callable Note Cont 08/17/2026 1.05% Due 9/17/2026	785,000.00	09/08/2021 1.09%	783,516.35 783,516.35	89.60 4.66%	703,380.41 3,068.04	0.14% (80,135.94)	Aa2 AA	3.13 3.00
91282CCZ2	US Treasury Note 0.875% Due 9/30/2026	3,130,000.00	10/18/2021 1.19%	3,083,172.27 3,083,172.27	89.61 4.43%	2,804,774.22 9,204.00	0.56% (278,398.05)	Aaa AA+	3.17 3.05
91282CDG3	US Treasury Note 1.125% Due 10/31/2026	3,120,000.00	11/15/2021 1.25%	3,100,987.50 3,100,987.50	90.07 4.44%	2,810,315.04 8,870.38	0.56% (290,672.46)	Aaa AA+	3.25 3.12
59217GER6	MetLife Note 1.875% Due 1/11/2027	2,485,000.00	01/03/2022 1.90%	2,482,167.10 2,482,167.10	89.13 5.37%	2,214,808.44 2,588.54	0.44% (267,358.66)	Aa3 AA-	3.45 3.25
808513BY0	Charles Schwab Corp Callable Note Cont 2/3/2027 2.45% Due 3/3/2027	1,300,000.00	03/09/2022 2.73%	1,282,866.00 1,282,866.00	90.32 5.46%	1,174,148.30 13,093.89	0.24% (108,717.70)	A2 A-	3.59 3.32
89114TZT2	Toronto-Dominion Bank Note 2.8% Due 3/10/2027	1,900,000.00	03/09/2022 2.97%	1,884,933.00 1,884,933.00	91.89 5.30%	1,745,970.80 20,836.67	0.35% (138,962.20)	A1 A	3.61 3.32
665859AW4	Northern Trust Company Callable Note Cont 4/10/2027 4% Due 5/10/2027	1,345,000.00	05/05/2022 4.04%	1,342,821.10 1,342,821.10	96.67 4.98%	1,300,148.28 12,105.00	0.26% (42,672.82)	A2 A+	3.78 3.42
91324PEG3	United Health Group Inc Callable Note Cont 4/15/2027 3.7% Due 5/15/2027	1,365,000.00	05/17/2022 3.69%	1,365,638.40 1,365,638.40	96.59 4.69%	1,318,512.21 10,662.16	0.26% (47,126.19)	A2 A+	3.79 3.46
22160KAM7	Costco Wholesale Corp Callable Note Cont 2/18/2027 3% Due 5/18/2027	2,500,000.00	07/15/2022 3.53%	2,441,975.00 2,441,975.00	94.72 4.53%	2,367,995.00 15,208.33	0.47% (73,980.00)	Aa3 A+	3.80 3.51
3137FBBX3	FHLMC K068 A2 3.244% Due 8/25/2027	2,650,000.00	11/02/2022 4.79%	2,482,408.20 2,482,408.20	94.16 4.84%	2,495,343.35 7,163.83	0.50% 12,935.15	Aaa NR	3.82 3.65
91282CET4	US Treasury Note 2.625% Due 5/31/2027	2,400,000.00	06/09/2022 3.07%	2,351,156.25 2,351,156.25	93.97 4.35%	2,255,344.80 10,672.13	0.45% (95,811.45)	Aaa AA+	3.84 3.57
89115A2C5	Toronto-Dominion Bank Note 4.108% Due 6/8/2027	1,400,000.00	08/26/2022 4.18%	1,395,310.00 1,395,310.00	96.07 5.25%	1,344,991.20 8,467.04	0.27% (50,318.80)	A1 A	3.86 3.48
91282CEW7	US Treasury Note 3.25% Due 6/30/2027	6,650,000.00	Various 3.12%	6,690,380.86 6,690,380.86	96.17 4.32%	6,395,172.00 18,793.48	1.28% (295,208.86)	Aaa AA+	3.92 3.62
91282CFB2	US Treasury Note 2.75% Due 7/31/2027	1,300,000.00	08/22/2022 3.12%	1,277,960.94 1,277,960.94	94.29 4.32%	1,225,809.00 97.15	0.24% (52,151.94)	Aaa AA+	4.00 3.73

City of Corona Consolidated

Holdings by Maturity



Account #10003

As of July 31, 2023

CUSIP	Security Description	Par Value/Units	Purchase Date Book Yield	Cost Value Book Value	Mkt Price Mkt YTM	Market Value Accrued Int.	% of Port. Gain/Loss	Moody S&P	Term (yrs) Duration
91282CFH9	US Treasury Note 3.125% Due 8/31/2027	3,450,000.00	Various 3.45%	3,399,517.58 3,399,517.58	95.62 4.31%	3,298,927.95 45,117.19	0.67% (100,589.63)	Aaa AA+	4.09 3.73
91282CFM8	US Treasury Note 4.125% Due 9/30/2027	2,800,000.00	Various 4.37%	2,770,000.01 2,770,000.01	99.34 4.30%	2,781,626.40 38,815.57	0.56% 11,626.39	Aaa AA+	4.17 3.74
3137FETN0	FHLMC K073 A2 3.35% Due 1/25/2028	6,000,000.00	Various 4.55%	5,707,999.69 5,707,999.69	94.30 4.79%	5,657,772.00 3,350.00	1.13% (50,227.69)	NR NR	4.32 3.98
91282CFZ9	US Treasury Note 3.875% Due 11/30/2027	4,600,000.00	Various 3.74%	4,628,085.94 4,628,085.94	98.46 4.27%	4,529,201.40 30,195.35	0.91% (98,884.54)	Aaa AA+	4.34 3.92
3137FEBQ2	FHLMC K072 A2 3.444% Due 12/25/2027	4,690,000.00	07/20/2023 4.60%	4,471,072.27 4,471,072.27	94.69 4.80%	4,440,848.44 13,460.30	0.89% (30,223.83)	NR NR	4.41 3.92
91282CGC9	US Treasury Note 3.875% Due 12/31/2027	7,000,000.00	Various 3.78%	7,028,945.31 7,028,945.31	98.48 4.26%	6,893,362.00 23,586.95	1.38% (135,583.31)	Aaa AA+	4.42 4.00
756109AU8	Realty Income Corp Callable Note Cont 10/15/2027 3.65% Due 1/15/2028	4,500,000.00	Various 4.99%	4,242,810.00 4,242,810.00	94.04 5.16%	4,231,935.00 7,300.00	0.84% (10,875.00)	A3 A-	4.46 4.03
91324PEP3	United Health Group Inc Callable Note Cont 1/15/2028 5.25% Due 2/15/2028	1,500,000.00	02/16/2023 4.76%	1,532,220.00 1,532,220.00	102.31 4.67%	1,534,669.50 36,312.50	0.31% 2,449.50	A2 A+	4.46 3.86
24422EWR6	John Deere Capital Corp Note 4.75% Due 1/20/2028	2,450,000.00	01/23/2023 4.40%	2,487,705.50 2,487,705.50	99.76 4.81%	2,444,149.40 3,555.90	0.49% (43,556.10)	A2 A	4.48 3.98
91282CGH8	US Treasury Note 3.5% Due 1/31/2028	7,000,000.00	02/16/2023 4.05%	6,828,007.81 6,828,007.81	97.00 4.24%	6,789,727.00 665.76	1.35% (38,280.81)	Aaa AA+	4.51 4.11
57636QAW4	MasterCard Inc Callable Note Cont 2/9/28 4.875% Due 3/9/2028	2,090,000.00	03/06/2023 4.90%	2,087,972.70 2,087,972.70	101.05 4.61%	2,111,963.81 40,188.96	0.43% 23,991.11	Aa3 A+	4.53 3.95
91282CGP0	US Treasury Note 4% Due 2/29/2028	7,000,000.00	02/23/2023 4.16%	6,949,960.94 6,949,960.94	99.10 4.22%	6,937,112.00 117,173.91	1.40% (12,848.94)	Aaa AA+	4.59 4.08
880591EZ1	Tennessee Valley Authority Note 3.875% Due 3/15/2028	3,500,000.00	05/04/2023 3.56%	3,548,755.00 3,548,755.00	98.42 4.26%	3,444,532.00 45,585.07	0.69% (104,223.00)	Aaa AA+	4.63 4.13
037833ET3	Apple Inc Callable Note Cont 4/10/2028 4% Due 5/10/2028	1,650,000.00	05/08/2023 4.01%	1,649,083.50 1,649,083.50	98.25 4.41%	1,621,179.45 14,850.00	0.33% (27,904.05)	Aaa AA+	4.78 4.26
74340XCG4	Prologis LP Callable Note Cont 5/15/2028 4.875% Due 6/15/2028	2,630,000.00	Various 5.00%	2,616,154.70 2,616,154.70	99.49 4.99%	2,616,592.26 11,752.81	0.52% 437.56	A3 A	4.79 4.21

City of Corona Consolidated

Account #10003

Holdings by Maturity

As of July 31, 2023



CUSIP	Security Description	Par Value/Units	Purchase Date Book Yield	Cost Value Book Value	Mkt Price Mkt YTM	Market Value Accrued Int.	% of Port. Gain/Loss	Moody S&P	Term (yrs) Duration
58933YBH7	Merck & Co Callable Note Cont 4/17/2028 4.05% Due 5/17/2028	1,975,000.00	05/08/2023 4.05%	1,975,392.25 1,975,392.25	98.37 4.43%	1,942,716.65 16,441.88	0.39% (32,675.60)	A1 A+	4.80 4.27
91282CHE4	US Treasury Note 3.625% Due 5/31/2028	7,000,000.00	06/14/2023 4.00%	6,884,335.94 6,884,335.94	97.61 4.18%	6,832,658.00 42,984.97	1.37% (51,677.94)	Aaa AA+	4.84 4.35
3137FGR31	FHLMC K078 A2 3.854% Due 6/25/2028	1,997,000.00	06/22/2023 4.42%	1,951,677.46 1,951,677.46	96.21 4.73%	1,921,359.63 1,282.74	0.38% (30,317.83)	NR NR	4.91 4.25
TOTAL PORTFOLIO		520,728,021.50	3.08%	517,728,619.36	4.94%	500,418,937.58	100.00% (17,309,681.78)	Aa1 AA+	1.68 1.60
TOTAL MARKET VALUE PLUS ACCRUED						502,540,577.68			

City of Corona Consolidated

Account #10003

Issuer Report

As of July 31, 2023



Issue Name	Par	Cost	Market Value	MVACC	% Portfolio
Government of United States	\$234,320,000.00	\$231,897,172.00	\$227,153,376.49	\$228,395,140.84	45.45%
Local Agency Investment Fund	\$49,776,879.61	\$49,776,879.61	\$49,776,879.61	\$49,900,539.01	9.93%
Federal Home Loan Mortgage Corp	\$48,172,407.94	\$47,470,749.15	\$45,301,179.61	\$45,398,611.90	9.03%
Federal National Mortgage Association	\$31,775,000.00	\$31,843,363.10	\$29,403,796.13	\$29,455,524.15	5.86%
Federal Home Loan Bank	\$13,800,000.00	\$14,243,965.40	\$13,329,294.61	\$13,398,919.26	2.67%
Inter-American Dev Bank	\$6,390,000.00	\$6,360,733.80	\$5,776,943.40	\$5,792,629.96	1.15%
Intl Bank Recon and Development	\$6,300,000.00	\$6,272,360.85	\$5,726,051.11	\$5,734,188.62	1.14%
Bank of America Corp	\$6,000,000.00	\$5,914,175.64	\$5,603,478.00	\$5,637,159.66	1.12%
JP Morgan Chase & Co	\$5,860,000.00	\$5,902,566.85	\$5,586,577.82	\$5,598,431.93	1.11%
Toyota Motor Corp	\$6,025,000.00	\$6,019,919.00	\$5,545,508.25	\$5,551,933.72	1.10%
Royal Bank of Canada	\$4,870,000.00	\$4,867,658.10	\$4,684,163.84	\$4,717,153.53	0.94%
Amazon.com Inc	\$4,865,000.00	\$4,843,983.20	\$4,392,905.26	\$4,403,581.23	0.88%
Realty Income Corp	\$4,500,000.00	\$4,242,810.00	\$4,231,935.00	\$4,239,235.00	0.84%
Northwestern Mutual Gbl	\$4,220,000.00	\$4,169,589.90	\$3,954,682.88	\$3,963,222.65	0.79%
US Bancorp	\$4,145,000.00	\$4,136,171.15	\$3,931,648.56	\$3,934,008.91	0.78%
Caterpillar Inc	\$4,053,000.00	\$4,082,630.01	\$3,908,987.39	\$3,932,596.08	0.78%
John Deere ABS	\$4,008,764.44	\$4,008,095.42	\$3,915,200.21	\$3,920,686.09	0.78%
Metlife Inc	\$4,200,000.00	\$4,195,589.30	\$3,717,253.06	\$3,727,999.76	0.74%
United Health Group Inc	\$3,670,000.00	\$3,705,463.45	\$3,581,953.85	\$3,630,882.87	0.72%
New York Life Global Funding	\$3,745,000.00	\$3,740,955.40	\$3,530,096.92	\$3,532,661.20	0.70%
Tennessee Valley Authority	\$3,500,000.00	\$3,548,755.00	\$3,444,532.00	\$3,490,117.07	0.69%
State of California	\$3,385,000.00	\$3,462,753.45	\$3,267,323.86	\$3,294,403.86	0.66%
GM Financial Automobile Leasing Trust	\$3,244,649.62	\$3,244,616.02	\$3,198,097.77	\$3,199,455.65	0.64%
Hyundai Auto Receivables	\$3,286,375.55	\$3,285,972.79	\$3,186,150.92	\$3,187,924.16	0.63%
Honda ABS	\$3,292,398.03	\$3,291,884.14	\$3,178,494.18	\$3,180,199.25	0.63%
Toronto Dominion Holdings	\$3,300,000.00	\$3,280,243.00	\$3,090,962.00	\$3,120,265.71	0.62%
Salesforce.com Inc	\$3,100,000.00	\$3,076,192.60	\$2,961,547.80	\$2,962,408.91	0.59%
Paccar Financial	\$2,970,000.00	\$2,969,227.80	\$2,854,226.43	\$2,881,030.68	0.57%
Guardian Life Global Funding	\$3,000,000.00	\$2,969,700.00	\$2,680,776.00	\$2,684,494.76	0.53%
American Express ABS	\$2,765,000.00	\$2,764,388.38	\$2,675,613.08	\$2,679,779.01	0.53%

City of Corona Consolidated

Account #10003

Issuer Report

As of July 31, 2023



Issue Name	Par	Cost	Market Value	MVACC	% Portfolio
Prologis Trust	\$2,630,000.00	\$2,616,154.70	\$2,616,592.26	\$2,628,345.07	0.52%
Bank of Montreal Chicago	\$2,761,000.00	\$2,862,660.02	\$2,590,629.73	\$2,603,399.36	0.52%
Toyota Lease Owner Trust	\$2,565,000.00	\$2,564,596.27	\$2,516,996.03	\$2,518,532.18	0.50%
Deere & Company	\$2,450,000.00	\$2,487,705.50	\$2,444,149.40	\$2,447,705.30	0.49%
Costco Wholesale Corporation	\$2,500,000.00	\$2,441,975.00	\$2,367,995.00	\$2,383,203.33	0.47%
MasterCard Inc	\$2,090,000.00	\$2,087,972.70	\$2,111,963.81	\$2,152,152.77	0.43%
Toyota ABS	\$2,157,476.20	\$2,157,228.94	\$2,100,066.26	\$2,100,510.46	0.42%
Mass Mutual Insurance	\$2,272,000.00	\$2,271,369.92	\$2,010,676.84	\$2,011,812.84	0.40%
Merck & Company	\$1,975,000.00	\$1,975,392.25	\$1,942,716.65	\$1,959,158.53	0.39%
Prudential Financial Inc	\$1,975,000.00	\$1,972,965.75	\$1,854,135.93	\$1,857,605.90	0.37%
Apple Inc	\$1,650,000.00	\$1,649,083.50	\$1,621,179.45	\$1,636,029.45	0.33%
Hyundai Auto Lease Securitization	\$1,540,740.81	\$1,540,662.30	\$1,522,609.45	\$1,523,275.55	0.30%
Morgan Stanley	\$1,600,000.00	\$1,511,376.00	\$1,505,392.00	\$1,514,435.73	0.30%
GM Financial Securitized Term Auto Trust	\$1,413,638.30	\$1,413,561.73	\$1,354,759.30	\$1,355,319.33	0.27%
Northern Trust Corp	\$1,345,000.00	\$1,342,821.10	\$1,300,148.28	\$1,312,253.28	0.26%
Charles Schwab Corp/The	\$1,300,000.00	\$1,282,866.00	\$1,174,148.30	\$1,187,242.19	0.24%
Verizon Master Trust	\$1,150,000.00	\$1,149,949.40	\$1,139,023.25	\$1,140,330.42	0.23%
BMW Vehicle Lease Trust	\$1,061,373.46	\$1,061,230.52	\$1,047,213.21	\$1,047,364.17	0.21%
BMW ABS	\$1,065,000.00	\$1,064,944.62	\$1,038,200.34	\$1,038,770.12	0.21%
National Rural Utilities	\$940,000.00	\$939,746.20	\$906,048.14	\$910,191.97	0.18%
Federated Govt Obligation Money Market Fund	\$764,928.42	\$764,928.42	\$764,928.42	\$764,928.42	0.15%
Wal-Mart Stores	\$785,000.00	\$783,516.35	\$703,380.41	\$706,448.45	0.14%
Verizon Owner Trust	\$197,389.12	\$197,347.66	\$196,349.08	\$196,377.43	0.04%
TOTAL	\$520,728,021.50	\$517,728,619.36	\$500,418,937.58	\$502,540,577.68	100.00%



Chandler Asset Management, Inc. ("Chandler") is an SEC registered investment adviser. For additional information about our firm, please see our current disclosures (Form ADV). To obtain a copy of our current disclosures, you may contact your client service representative by calling the number on the front of this statement or you may visit our website at www.chandlerasset.com.

Information contained in this monthly statement is confidential and is provided for informational purposes only and should not be construed as specific investment or legal advice. The information contained herein was obtained from sources believed to be reliable as of the date of this statement, but may become outdated or superseded at any time without notice.

Custody: Your qualified custodian bank maintains control of all assets reflected in this statement and we urge you to compare this statement to the one you receive from your qualified custodian. Chandler does not have any authority to withdraw or deposit funds from/to the custodian account.

Valuation: Prices are provided by IDC, an independent pricing source. In the event IDC does not provide a price or if the price provided is not reflective of fair market value, Chandler will obtain pricing from an alternative approved third party pricing source in accordance with our written valuation policy and procedures. Our valuation procedures are also disclosed in Item 5 of our Form ADV Part 2A.

Performance: Performance results are presented gross-of-advisory fees and represent the client's Total Return. The deduction of advisory fees lowers performance results. These results include the reinvestment of dividends and other earnings. Past performance may not be indicative of future results. Therefore, clients should not assume that future performance of any specific investment or investment strategy will be profitable or equal to past performance levels. All investment strategies have the potential for profit or loss. Economic factors, market conditions or changes in investment strategies, contributions or withdrawals may materially alter the performance and results of your portfolio.

Source ice Data Indices, LLC ("ICE"), used with permission. ICE PERMITS USE OF THE ICE INDICES AND RELATED DATA ON AN "AS IS" BASIS; ICE, ITS AFFILIATES AND THEIR RESPECTIVE THIRD PARTY SUPPLIERS DISCLAIM ANY AND ALL WARRANTIES AND REPRESENTATIONS, EXPRESS AND/OR IMPLIED, INCLUDING ANY WARRANTIES OF MERCHANTABILITY OR FITNESS FOR A PARTICULAR PURPOSE OR USE, INCLUDING THE INDICES, INDEX DATA AND ANY DATA INCLUDED IN, RELATED TO, OR DERIVED THEREFROM. NEITHER ICE DATA, ITS AFFILIATES OR THEIR RESPECTIVE THIRD PARTY PROVIDERS GUARANTEE THE QUALITY, ADEQUACY, ACCURACY, TIMELINESS OR COMPLETENESS OF THE INDICES OR THE INDEX DATA OR ANY COMPONENT THEREOF, AND THE INDICES AND INDEX DATA AND ALL COMPONENTS THEREOF ARE PROVIDED ON AN "AS IS" BASIS AND LICENSEE'S USE IS AT LICENSEE'S OWN RISK. ICE DATA, ITS AFFILIATES AND THEIR RESPECTIVE THIRD PARTY DO NOT SPONSOR, ENDORSE, OR RECOMMEND CHANDLER, OR ANY OF ITS PRODUCTS OR SERVICES.

Index returns assume reinvestment of all distributions. Historical performance results for investment indexes generally do not reflect the deduction of transaction and/or custodial charges or the deduction of an investment management fee, the incurrence of which would have the effect of decreasing historical performance results. It is not possible to invest directly in an index.

Ratings: Ratings information have been provided by Moody's, S&P and Fitch through data feeds we believe to be reliable as of the date of this statement, however we cannot guarantee its accuracy.

Security level ratings for U.S. Agency issued mortgage-backed securities ("MBS") reflect the issuer rating because the securities themselves are not rated. The issuing U.S. Agency guarantees the full and timely payment of both principal and interest and carries a AA+/Aaa/AAA by S&P, Moody's and Fitch respectively.



Benchmark Index	Disclosure
ICE BofA 1-5 Yr US Treasury & Agency Index	The ICE BofA 1-5 Year US Treasury & Agency Index tracks the performance of US dollar denominated US Treasury and nonsubordinated US agency debt issued in the US domestic market. Qualifying securities must have an investment grade rating (based on an average of Moody's, S&P and Fitch). Qualifying securities must have at least one year remaining term to final maturity and less than five years remaining term to final maturity, at least 18 months to maturity at time of issuance, a fixed coupon schedule, and a minimum amount outstanding of \$1 billion for sovereigns and \$250 million for agencies.

Portfolio Performance

July 31, 2023

Date	City of Corona	City of Corona Internal Account	City of Corona Consolidated Account
7/31/2006			
8/31/2006	0.744%	0.530%	0.633%
9/30/2006	0.559%	0.506%	0.533%
10/31/2006	0.585%	0.445%	0.517%
10/31/2006	0.585%	0.445%	0.517%
11/30/2006	0.655%	0.488%	0.573%
12/31/2006	-0.102%	0.203%	0.044%
1/31/2007	0.159%	0.350%	0.250%
2/28/2007	1.021%	0.604%	0.798%
3/31/2007	0.334%	0.407%	0.372%
4/30/2007	0.403%	0.415%	0.409%
5/31/2007	-0.330%	0.247%	-0.031%
6/30/2007	0.360%	0.413%	0.390%
7/31/2007	0.984%	0.429%	0.672%
8/31/2007	0.940%	0.464%	0.809%
9/30/2007	0.824%	0.415%	0.728%
10/31/2007	0.451%	0.410%	0.443%
11/30/2007	1.608%	0.401%	1.392%
12/31/2007	0.414%	0.404%	0.413%
1/31/2008	1.952%	0.388%	1.600%
2/29/2008	0.908%	0.329%	0.730%
3/31/2008	0.102%	0.321%	0.164%
4/30/2008	-0.683%	0.278%	-0.482%
5/31/2008	-0.519%	0.263%	-0.340%
6/30/2008	0.310%	0.237%	0.288%
7/31/2008	0.468%	0.237%	0.406%
8/31/2008	0.494%	0.232%	0.431%
9/30/2008	-0.920%	0.227%	-0.704%
10/31/2008	0.620%	0.231%	0.549%

Date	City of Corona	City of Corona Internal Account	City of Corona Consolidated Account
11/30/2008	2.483%	0.208%	2.067%
12/31/2008	2.145%	0.206%	1.875%
1/31/2009	-0.248%	0.175%	-0.192%
2/28/2009	0.166%	0.141%	0.160%
3/31/2009	0.639%	0.153%	0.555%
4/30/2009	0.500%	0.132%	0.454%
5/31/2009	0.334%	0.134%	0.307%
6/30/2009	-0.121%	0.114%	-0.067%
7/31/2009	0.518%	0.089%	0.428%
8/31/2009	0.662%	0.074%	0.544%
9/30/2009	0.353%	0.062%	0.301%
10/31/2009	0.444%	0.054%	0.386%
11/30/2009	0.866%	0.050%	0.775%
12/31/2009	-1.061%	0.049%	-0.960%
1/31/2010	0.957%	0.048%	0.855%
2/28/2010	0.398%	0.041%	0.322%
3/31/2010	-0.270%	0.046%	-0.218%
4/30/2010	0.514%	0.048%	0.446%
5/31/2010	0.464%	0.047%	0.419%
6/30/2010	0.895%	0.042%	0.743%
7/31/2010	0.670%	0.049%	0.548%
8/31/2010	0.389%	0.043%	0.329%
9/30/2010	0.322%	0.041%	0.285%
10/31/2010	0.490%	0.041%	0.444%
11/30/2010	-0.447%	0.037%	-0.400%
12/31/2010	-0.424%	0.038%	-0.381%
1/31/2011	0.246%	0.038%	0.227%
2/28/2011	-0.060%	0.034%	-0.044%
3/31/2011	0.030%	0.037%	0.031%
4/30/2011	0.678%	0.050%	0.599%
5/31/2011	0.519%	0.036%	0.459%
6/30/2011	-0.059%	0.032%	-0.040%

Date	City of Corona	City of Corona Internal Account	City of Corona Consolidated Account
7/31/2011	0.658%	0.046%	0.536%
8/31/2011	0.423%	0.031%	0.354%
9/30/2011	-0.178%	0.031%	-0.143%
10/31/2011	0.293%	0.035%	0.254%
11/30/2011	-0.053%	0.031%	-0.038%
12/31/2011	0.307%	0.030%	0.264%
1/31/2012	0.542%	0.035%	0.466%
2/29/2012	-0.011%	0.030%	-0.002%
3/31/2012	-0.125%	0.032%	-0.095%
4/30/2012	0.449%	0.029%	0.372%
5/31/2012	0.072%	0.031%	0.064%
6/30/2012	0.107%	0.030%	0.089%
7/31/2012	0.431%	0.029%	0.332%
8/31/2012	0.181%	0.030%	0.151%
9/30/2012	0.046%	0.028%	0.042%
10/31/2012	-0.035%	0.028%	-0.024%
11/30/2012	0.243%	0.026%	0.210%
12/31/2012	-0.043%	0.028%	-0.034%
1/31/2013	-0.100%	0.023%	-0.084%
2/28/2013	0.218%	0.022%	0.185%
3/31/2013	0.056%	0.024%	0.052%
4/30/2013	0.225%	0.020%	0.213%
5/31/2013	-0.474%	0.022%	-0.442%
6/30/2013	-0.505%	0.020%	-0.424%
7/31/2013	0.280%	0.022%	0.240%
8/31/2013	-0.238%	0.023%	-0.200%
9/30/2013	0.493%	0.021%	0.438%
10/31/2013	0.339%	0.021%	0.305%
11/30/2013	0.150%	0.022%	0.137%
12/31/2013	-0.423%	0.025%	-0.379%
1/31/2014	0.483%	0.018%	0.434%
2/28/2014	0.175%	0.018%	0.148%

Date	City of Corona	City of Corona Internal Account	City of Corona Consolidated Account
3/31/2014	-0.271%	0.020%	-0.228%
4/30/2014	0.274%	0.017%	0.239%
5/31/2014	0.380%	0.020%	0.338%
6/30/2014	-0.058%	0.019%	-0.047%
7/31/2014	-0.200%	0.019%	-0.157%
8/31/2014	0.289%	0.021%	0.242%
9/30/2014	-0.151%	0.020%	-0.124%
10/31/2014	0.392%	0.020%	0.333%
11/30/2014	0.320%	0.021%	0.273%
12/31/2014	-0.210%	0.023%	-0.175%
1/31/2015	0.961%	0.023%	0.800%
2/28/2015	-0.419%	0.020%	-0.297%
3/31/2015	0.404%	0.024%	0.325%
4/30/2015	0.035%	0.021%	0.032%
5/31/2015	0.082%	0.025%	0.071%
6/30/2015	-0.143%	0.024%	-0.105%
7/31/2015	0.166%	0.026%	0.131%
8/31/2015	-0.009%	0.028%	0.000%
9/30/2015	0.490%	0.027%	0.401%
10/31/2015	-0.089%	0.027%	-0.069%
11/30/2015	-0.240%	0.030%	-0.201%
12/31/2015	-0.085%	0.034%	-0.070%
1/31/2016	0.917%	0.034%	0.836%
2/29/2016	0.206%	0.036%	0.180%
3/31/2016	0.383%	0.043%	0.333%
4/30/2016	0.044%	0.041%	0.043%
5/31/2016	-0.121%	0.073%	-0.097%
6/30/2016	0.796%	0.048%	0.683%
7/31/2016	0.045%	0.020%	0.040%
8/31/2016	-0.215%	0.052%	-0.185%
9/30/2016	0.105%	0.053%	0.099%
10/31/2016	-0.128%	0.054%	-0.099%

Date	City of Corona	City of Corona Internal Account	City of Corona Consolidated Account
11/30/2016	-0.814%	0.055%	-0.696%
12/31/2016	0.063%	0.074%	0.064%
1/31/2017	0.177%	0.065%	0.163%
2/28/2017	0.203%	0.059%	0.175%
3/31/2017	0.092%	0.062%	0.086%
4/30/2017	0.330%	0.071%	0.282%
5/31/2017	0.236%	0.079%	0.205%
6/30/2017	-0.062%	0.081%	-0.036%
7/31/2017	0.305%	0.086%	0.259%
8/31/2017	0.304%	0.092%	0.269%
9/30/2017	-0.233%	0.092%	-0.181%
10/31/2017	-0.032%	0.094%	-0.007%
11/30/2017	-0.269%	0.096%	-0.213%
12/31/2017	0.026%	0.105%	0.036%
1/31/2018	-0.471%	0.123%	-0.382%
2/28/2018	-0.167%	0.108%	-0.108%
3/31/2018	0.219%	0.129%	0.201%
4/30/2018	-0.200%	0.154%	-0.132%
5/31/2018	0.467%	0.151%	0.405%
6/30/2018	-0.007%	0.151%	0.030%
7/31/2018	-0.005%	0.218%	0.043%
8/31/2018	0.458%	0.169%	0.419%
9/30/2018	-0.167%	0.168%	-0.123%
10/31/2018	0.039%	0.232%	0.062%
11/30/2018	0.384%	0.180%	0.357%
12/31/2018	0.968%	0.196%	0.882%
1/31/2019	0.514%	0.241%	0.477%
2/28/2019	0.166%	0.185%	0.169%
3/31/2019	0.774%	0.206%	0.670%
4/30/2019	0.192%	0.233%	0.200%
5/31/2019	0.822%	0.208%	0.704%
6/30/2019	0.687%	0.201%	0.612%

Date	City of Corona	City of Corona Internal Account	City of Corona Consolidated Account
7/31/2019	-0.046%	0.235%	0.008%
8/31/2019	1.074%	0.199%	0.993%
9/30/2019	-0.144%	0.186%	-0.113%
10/31/2019	0.331%	0.218%	0.320%
11/30/2019	-0.005%	0.169%	0.008%
12/31/2019	0.194%	0.177%	0.193%
1/31/2020	0.845%	0.202%	0.804%
2/29/2020	1.016%	0.150%	0.911%
3/31/2020	0.494%	0.151%	0.461%
4/30/2020	0.757%	0.172%	0.707%
5/31/2020	0.513%	0.115%	0.480%
6/30/2020	0.284%	0.102%	0.272%
7/31/2020	0.259%	0.098%	0.238%
8/31/2020	0.049%	0.066%	0.051%
9/30/2020	0.012%	0.056%	0.016%
10/31/2020	-0.041%	0.060%	-0.034%
11/30/2020	0.137%	0.048%	0.133%
12/31/2020	0.164%	0.047%	0.159%
1/31/2021	-0.022%	0.049%	-0.018%
2/28/2021	-0.335%	0.031%	-0.299%
3/31/2021	-0.129%	0.031%	-0.117%
4/30/2021	0.212%	0.035%	0.195%
5/31/2021	0.228%	0.027%	0.213%
6/30/2021	-0.209%	0.022%	-0.181%
7/31/2021	0.329%	0.024%	0.283%
8/31/2021	-0.040%	0.019%	-0.029%
9/30/2021	-0.253%	0.017%	-0.208%
10/31/2021	-0.464%	0.026%	-0.378%
11/30/2021	-0.053%	0.017%	-0.041%
12/31/2021	-0.152%	0.018%	-0.120%
1/31/2022	-0.932%	0.025%	-0.739%
2/28/2022	-0.504%	0.021%	-0.372%

Date	City of Corona	City of Corona Internal Account	City of Corona Consolidated Account
3/31/2022	-1.740%	0.031%	-1.247%
4/30/2022	-0.885%	0.048%	-0.635%
5/31/2022	0.580%	0.059%	0.460%
6/30/2022	-0.619%	0.070%	-0.430%
7/31/2022	0.761%	0.111%	0.607%
8/31/2022	-1.094%	0.109%	-0.816%
9/30/2022	-1.623%	0.125%	-1.178%
10/31/2022	-0.274%	0.160%	-0.152%
11/30/2022	1.162%	0.165%	0.888%
12/31/2022	0.154%	0.182%	0.162%
1/31/2023	0.976%	0.228%	0.757%
2/28/2023	-0.913%	0.193%	-0.550%
3/31/2023	1.599%	0.243%	1.183%
4/30/2023	0.454%	0.265%	0.398%
5/31/2023	-0.352%	0.249%	-0.184%
6/30/2023	-0.477%	0.258%	-0.387%
7/31/2023	0.352%	0.391%	0.356%

City of Corona Consolidated

Account #10003

Corona Supplemental

As of July 31, 2023



Investments	Par Value	Market Value	Book Value	% of Portfolio	Term	Days to Maturity	YTM
ABS	\$27,747,805.53	\$27,068,773.08	\$27,744,478.19	5.36%			
Agency	\$68,245,000.00	\$63,899,581.30	\$68,760,266.40	13.28%	1,559	1,011	3.761
CMO	\$29,002,407.94	\$27,579,221.05	\$28,346,566.25	5.48%			
Corporate	\$94,796,000.00	\$89,405,859.26	\$94,342,480.39	18.22%			
LAIF	\$49,776,879.61	\$49,776,879.61	\$49,776,879.61	9.61%	1	1	0.680
Money Market Fund	\$764,928.42	\$764,928.42	\$764,928.42	0.15%			
Municipal Bonds	\$3,385,000.00	\$3,267,323.86	\$3,462,753.45	0.67%			
Supranational	\$12,690,000.00	\$11,502,994.51	\$12,633,094.65	2.44%			
US Treasury	\$234,320,000.00	\$227,153,376.49	\$231,897,172.00	44.79%	1,699	864	4.337
TOTAL PORTFOLIO	\$520,728,021.50	\$500,418,937.58	\$517,728,619.36	100.00%	1474	856	2.398
AVERAGE DAILY BALANCE			\$515,759,180.00				

City of Corona Pension Stabilization Trust

Account #10952

Portfolio Summary

As of July 31, 2023



PORTFOLIO CHARACTERISTICS

Average Modified Duration	0.00
Average Coupon	0.00%
Average Purchase YTM	2.31%
Average Market YTM	0.00%
Average S&P/Moody Rating	NR/NR
Average Final Maturity	0.00 yrs
Average Life	0.00 yrs

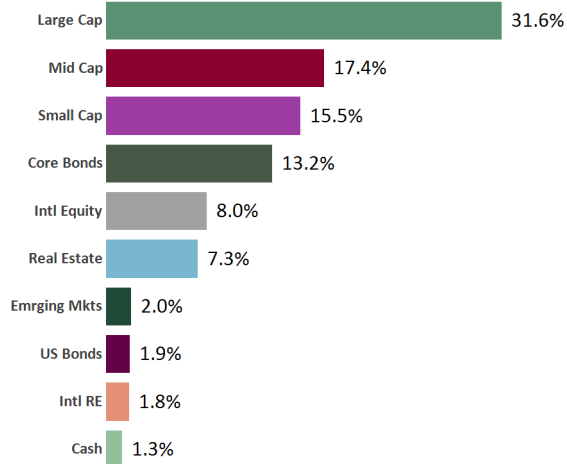
ACCOUNT SUMMARY

	Beg. Values as of 6/30/23	End Values as of 7/31/23
Market Value	35,322,635	36,456,721
Accrued Interest	0	0
Total Market Value	35,322,635	36,456,721
Income Earned	118,446	45,033
Cont/WD		0
Par	688,141	733,173
Book Value	32,721,061	32,766,094
Cost Value	32,721,061	32,766,094

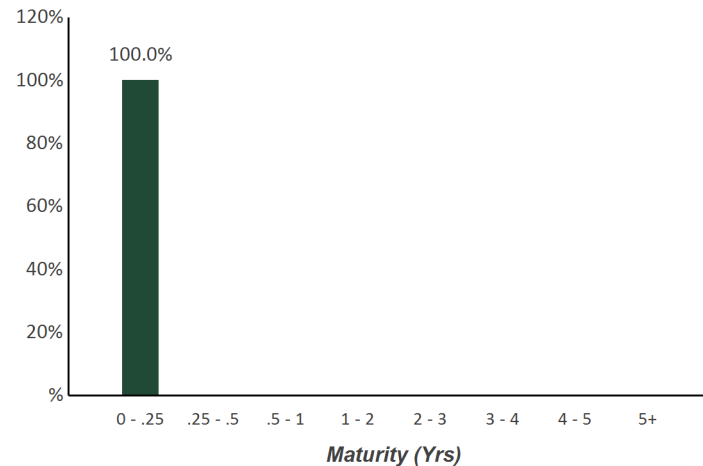
TOP ISSUERS

iShares Core S&P 500 ETF	31.6%
iShares Core S&P Mid-Cap ETF	17.4%
Vanguard Small-Cap ETF	15.5%
Vanguard Total Bond Market	13.2%
Vanguard FTSE Developed Markets	8.0%
Vanguard Real Estate ETF	7.3%
Vanguard FTSE Emerging Markets	2.0%
SPDR Barclays Capital High Yield	1.9%
Total	96.9%

SECTOR ALLOCATION



MATURITY DISTRIBUTION



CREDIT QUALITY (S&P)



PERFORMANCE REVIEW

TOTAL RATE OF RETURN	Annualized									
	1M	3M	YTD	1YR	2YRS	3YRS	5YRS	10YRS	7/31/2022	
City of Corona Pension Stabilization Trust	3.21%	7.26%	13.12%	12.23%	N/A	N/A	N/A	N/A	N/A	
Multi Asset Class Index*	1.56%	3.34%	10.31%	5.26%	N/A	N/A	N/A	N/A	N/A	

*35% S&P 500, 15% MSCI EAFE (Europe, Australasia, Israel and the Far East), 50% ICE BofA US Corporate, Government & Mortgage Index

Statement of Compliance

As of July 31, 2023



City of Corona Pension Stabilization Trust

Assets managed by Chandler Asset Management are in full compliance with state law and the Client's investment policy.

Category	Standard	Comment
Fixed Income	10%-30% acceptable range (combined Cash & Fixed Income); Excluding Treasury, Agency obligations, Exchange Traded Funds (ETFs), and Mutual Fund holdings, no individual security holding shall exceed 5% of the portfolio at time of purchase; The allocation of Trust assets shall be maintained within the acceptable range and the policy mix; Individually purchased fixed income securities must, at the time of purchase, have a credit rating of at least "Investment Grade" by one of more NRSRO; Permitted: Fixed-income securities of U.S. and non-U.S. issuers including governments, quasi-government entities, and corporations; Mortgage-backed securities, Asset-backed securities, Money Market Instruments	<i>Complies</i>
Global Equities	50%-80% acceptable range; The allocation of Trust assets shall be maintained within the acceptable range and the policy mix; Permitted: Equity securities of U.S. and non-U.S. issuers	<i>Complies</i>
Commodities (not direct investment)	0%-5% acceptable range; The allocation of Trust assets shall be maintained within the acceptable range and the policy mix	<i>Complies</i>
Real Estate Investment Trusts (REITs)	0%-15% acceptable range; The allocation of Trust assets shall be maintained within the acceptable range and the policy mix; Publicly traded Real Estate Investment Trusts (REITs)	<i>Complies</i>
Commingled Funds	Funds that are consistent with the policy's investment objectives	<i>Complies</i>
Mutual Funds	Mutual Funds that invest in securities permitted by the Investment Policy	<i>Complies</i>
Exchange Traded Funds (ETFs)	ETFs that invest in securities permitted by the Investment Policy	<i>Complies</i>
Cash	10%-30% acceptable range (combined Cash & Fixed Income); The allocation of Trust assets shall be maintained within the acceptable range and the policy mix	<i>Complies</i>
Credit Rating	Individually purchased fixed income securities must, at the time of purchase, have a credit rating of at least "Investment Grade" by one of more NRSRO	<i>Complies</i>
Max per Security Holding	Excluding Treasury, Agency obligations, Exchange Traded Funds (ETFs), and Mutual Fund holdings, no individual security holding shall exceed 5% of the portfolio at time of purchase	<i>Complies</i>

City of Corona Pension Stabilization Trust

Account #10952

Reconciliation Summary

As of July 31, 2023



BOOK VALUE RECONCILIATION		
BEGINNING BOOK VALUE		\$32,721,061.35
Acquisition		
+ Security Purchases	\$0.00	
+ Money Market Fund Purchases	\$45,032.58	
+ Money Market Contributions	\$0.00	
+ Security Contributions	\$0.00	
+ Security Transfers	\$0.00	
Total Acquisitions		\$45,032.58
Dispositions		
- Security Sales	\$0.00	
- Money Market Fund Sales	\$0.00	
- MMF Withdrawals	\$0.00	
- Security Withdrawals	\$0.00	
- Security Transfers	\$0.00	
- Other Dispositions	\$0.00	
- Maturities	\$0.00	
- Calls	\$0.00	
- Principal Paydowns	\$0.00	
Total Dispositions		\$0.00
Amortization/Accretion		
+/- Net Accretion	\$0.00	
		\$0.00
Gain/Loss on Dispositions		
+/- Realized Gain/Loss	\$0.00	
		\$0.00
ENDING BOOK VALUE		\$32,766,093.93

CASH TRANSACTION SUMMARY		
BEGINNING BALANCE		\$413,535.51
Acquisition		
Contributions	\$0.00	
Security Sale Proceeds	\$0.00	
Accrued Interest Received	\$0.00	
Interest Received	\$0.00	
Dividend Received	\$45,032.58	
Principal on Maturities	\$0.00	
Interest on Maturities	\$0.00	
Calls/Redemption (Principal)	\$0.00	
Interest from Calls/Redemption	\$0.00	
Principal Paydown	\$0.00	
Total Acquisitions	\$45,032.58	
Dispositions		
Withdrawals	\$0.00	
Security Purchase	\$0.00	
Accrued Interest Paid	\$0.00	
Total Dispositions	\$0.00	
ENDING BOOK VALUE		\$458,568.09

City of Corona Pension Stabilization Trust

Account #10952

Holdings Report

As of July 31, 2023



CUSIP	Security Description	Par Value/Units	Purchase Date Book Yield	Cost Value Book Value	Mkt Price Mkt YTM	Market Value Accrued Int.	% of Port. Gain/Loss	Moody/S&P Fitch	Maturity Duration
CASH									
90CASH\$00	Cash Custodial Cash Account	458,568.09	Various 0.00%	458,568.09 458,568.09	1.00 0.00%	458,568.09 0.00	1.26% 0.00	NR / NR NR	0.00 0.00
Total Cash		458,568.09	N/A	458,568.09	0.00%	458,568.09 0.00	1.26% 0.00	NR / NR NR	0.00 0.00
EMERGING MARKET EQUITY									
922042858	Vanguard FTSE Emerging Markets ETF Due 7/31/2023	16,720.00	Various 3.69%	643,691.94 643,691.94	43.07 0.00%	720,130.40 0.00	1.98% 76,438.46	NR / NR NR	0.00 0.00
Total Emerging Market Equity		16,720.00	3.69%	643,691.94 643,691.94	0.00%	720,130.40 0.00	1.98% 76,438.46	NR / NR NR	0.00 0.00
INTERNATIONAL EQUITY									
921943858	Vanguard ETF FTSE Developed Mkts ETF Due 7/31/2023	61,510.00	Various 3.91%	2,420,843.73 2,420,843.73	47.63 0.00%	2,929,721.30 0.00	8.04% 508,877.57	NR / NR NR	0.00 0.00
Total International Equity		61,510.00	3.91%	2,420,843.73 2,420,843.73	0.00%	2,929,721.30 0.00	8.04% 508,877.57	NR / NR NR	0.00 0.00
INTERNATIONAL REAL ESTATE									
922042676	Vanguard Vanguard GBL Ex-US Real Est Due 7/31/2023	15,775.00	05/15/2023 0.00%	655,924.50 655,924.50	42.48 0.00%	670,122.00 0.00	1.84% 14,197.50	NR / NR NR	0.00 0.00
Total International Real Estate		15,775.00	N/A	655,924.50 655,924.50	0.00%	670,122.00 0.00	1.84% 14,197.50	NR / NR NR	0.00 0.00
LARGE CAP US EQUITY									
464287200	ISHARES S&P 500 Index ETF	25,000.00	Various N/A	9,761,289.05 9,761,289.05	460.18 N/A	11,504,500.00 0.00	31.56% 1,743,210.95	NR / NR NR	0.00 0.00
Total Large Cap US Equity		25,000.00	N/A	9,761,289.05 9,761,289.05	N/A	11,504,500.00 0.00	31.56% 1,743,210.95	NR / NR NR	0.00 0.00

City of Corona Pension Stabilization Trust

Account #10952

Holdings Report

As of July 31, 2023



CUSIP	Security Description	Par Value/Units	Purchase Date Book Yield	Cost Value Book Value	Mkt Price Mkt YTM	Market Value Accrued Int.	% of Port. Gain/Loss	Moody/S&P Fitch	Maturity Duration
MID CAP US EQUITY									
464287507	ISHARES S&P Midcap ETF Due 7/31/2023	23,300.00	Various 1.59%	5,536,825.68 5,536,825.68	272.40 0.00%	6,346,920.00 0.00	17.41% 810,094.32	NR / NR NR	0.00 0.00
Total Mid Cap US Equity		23,300.00	1.59%	5,536,825.68	0.00%	6,346,920.00	17.41% 810,094.32	NR / NR NR	0.00 0.00
REAL ESTATE									
922908553	Vanguard ETF REIT Due 7/31/2023	31,200.00	Various 3.46%	2,726,488.43 2,726,488.43	85.26 0.00%	2,660,112.00 0.00	7.30% (66,376.43)	NR / NR NR	0.00 0.00
Total Real Estate		31,200.00	3.46%	2,726,488.43	0.00%	2,660,112.00	7.30% (66,376.43)	NR / NR NR	0.00 0.00
SMALL CAP US EQUITY									
922908751	Vanguard ETF Small Cap Due 7/31/2023	27,100.00	Various 1.54%	5,022,975.48 5,022,975.48	208.75 0.00%	5,657,125.00 0.00	15.52% 634,149.52	NR / NR NR	0.00 0.00
Total Small Cap US Equity		27,100.00	1.54%	5,022,975.48	0.00%	5,657,125.00	15.52% 634,149.52	NR / NR NR	0.00 0.00
US CORE BONDS									
921937835	Vanguard ETF Total Bond Index Due 7/31/2023	66,600.00	Various 2.36%	4,862,778.58 4,862,778.58	72.42 0.00%	4,823,172.00 0.00	13.23% (39,606.58)	NR / NR NR	0.00 0.00
Total US Core Bonds		66,600.00	2.36%	4,862,778.58	0.00%	4,823,172.00	13.23% (39,606.58)	NR / NR NR	0.00 0.00

City of Corona Pension Stabilization Trust

Account #10952

Holdings Report

As of July 31, 2023



CUSIP	Security Description	Par Value/Units	Purchase Date Book Yield	Cost Value Book Value	Mkt Price Mkt YTM	Market Value Accrued Int.	% of Port. Gain/Loss	Moody/S&P Fitch	Maturity Duration
US HIGH YIELD BONDS									
78468R622	SPDR Bloomberg High Yield Bond ETF Due 7/31/2023	7,400.00	Various 5.50%	676,708.45 676,708.45	92.75 0.00%	686,350.00 0.00	1.88% 9,641.55	NR / NR NR	0.00 0.00
Total US High Yield Bonds		7,400.00	5.50%	676,708.45 676,708.45	0.00%	686,350.00 0.00	1.88% 9,641.55	NR / NR NR	0.00 0.00
TOTAL PORTFOLIO		733,173.09	2.31%	32,766,093.93 32,766,093.93	0.00%	36,456,720.79 0.00	100.00% 3,690,626.86	NR / NR NR	0.00 0.00
TOTAL MARKET VALUE PLUS ACCRUED						36,456,720.79			

City of Corona Pension Stabilization Trust

Transaction Ledger



Account #10952

As of July 31, 2023

Transaction Type	Settlement Date	CUSIP	Quantity	Security Description	Price	Acq/Disp Yield	Amount	Interest Pur/Sold	Total Amount	Gain/Loss
ACQUISITIONS										
Purchase	07/05/2023	90CASH\$00	28,944.24	Cash Custodial Cash Account	1.000		28,944.24	0.00	28,944.24	0.00
Purchase	07/07/2023	90CASH\$00	12,279.18	Cash Custodial Cash Account	1.000		12,279.18	0.00	12,279.18	0.00
Purchase	07/10/2023	90CASH\$00	3,658.86	Cash Custodial Cash Account	1.000		3,658.86	0.00	3,658.86	0.00
Purchase	07/15/2023	90CASH\$00	150.30	Cash Custodial Cash Account	1.000		150.30	0.00	150.30	0.00
Subtotal			45,032.58				45,032.58	0.00	45,032.58	0.00
TOTAL ACQUISITIONS			45,032.58				45,032.58	0.00	45,032.58	0.00
OTHER TRANSACTIONS										
Dividend	07/05/2023	922908553	31,200.00	Vanguard ETF REIT	0.000		28,944.24	0.00	28,944.24	0.00
Dividend	07/07/2023	921937835	66,600.00	Vanguard ETF Total Bond Index	0.000		12,279.18	0.00	12,279.18	0.00
Dividend	07/10/2023	78468R622	7,400.00	SPDR Bloomberg High Yield Bond ETF	0.000		3,658.86	0.00	3,658.86	0.00
Dividend	07/15/2023	90CASH\$00	458,417.79	Cash Custodial Cash Account	0.000		150.30	0.00	150.30	0.00
Subtotal			563,617.79				45,032.58	0.00	45,032.58	0.00
TOTAL OTHER TRANSACTIONS			563,617.79				45,032.58	0.00	45,032.58	0.00

City of Corona Pension Stabilization Trust

Account #10952

Income Earned

As of July 31, 2023



CUSIP	Security Description	Trade Date Settle Date Units	Book Value: Begin Book Value: Acq Book Value: Disp Book Value: End	Prior Accrued Inc. Received Ending Accrued Total Interest	Accr. Of Discount Amort. Of Premium Net Accret/Amort Income Earned	Total Income
EQUITY						
464287200	ISHARES S&P 500 Index ETF	Various Various 25,000.00	9,761,289.05 0.00 0.00 9,761,289.05	0.00 0.00 0.00 0.00	0.00 0.00 0.00 0.00	0.00
464287507	ISHARES S&P Midcap ETF	Various Various 23,300.00	5,536,825.68 0.00 0.00 5,536,825.68	0.00 0.00 0.00 0.00	0.00 0.00 0.00 0.00	0.00
78468R622	SPDR Bloomberg High Yield Bond ETF	Various Various 7,400.00	676,708.45 0.00 0.00 676,708.45	0.00 3,658.86 0.00 3,658.86	0.00 0.00 0.00 3,658.86	3,658.86
921937835	Vanguard ETF Total Bond Index	Various Various 66,600.00	4,862,778.58 0.00 0.00 4,862,778.58	0.00 12,279.18 0.00 12,279.18	0.00 0.00 0.00 12,279.18	12,279.18
921943858	Vanguard ETF FTSE Developed Mkts ETF	Various Various 61,510.00	2,420,843.73 0.00 0.00 2,420,843.73	0.00 0.00 0.00 0.00	0.00 0.00 0.00 0.00	0.00
922042676	Vanguard Vanguard GBL Ex-US Real Est	05/15/2023 05/17/2023 15,775.00	655,924.50 0.00 0.00 655,924.50	0.00 0.00 0.00 0.00	0.00 0.00 0.00 0.00	0.00
922042858	Vanguard FTSE Emerging Markets ETF	Various Various 16,720.00	643,691.94 0.00 0.00 643,691.94	0.00 0.00 0.00 0.00	0.00 0.00 0.00 0.00	0.00
922908553	Vanguard ETF REIT	Various Various 31,200.00	2,726,488.43 0.00 0.00 2,726,488.43	0.00 28,944.24 0.00 28,944.24	0.00 0.00 0.00 28,944.24	28,944.24

City of Corona Pension Stabilization Trust

Account #10952

Income Earned

As of July 31, 2023



CUSIP	Security Description	Trade Date Settle Date Units	Book Value: Begin Book Value: Acq Book Value: Disp Book Value: End	Prior Accrued Inc. Received Ending Accrued Total Interest	Accr. Of Discount Amort. Of Premium Net Accret/Amort Income Earned	Total Income
922908751	Vanguard ETF Small Cap	Various Various 27,100.00	5,022,975.48 0.00 0.00 5,022,975.48	0.00 0.00 0.00 0.00	0.00 0.00 0.00 0.00	0.00
			32,307,525.84	0.00	0.00	
			0.00	44,882.28	0.00	
			0.00	0.00	0.00	
Total Equity		274,605.00	32,307,525.84	44,882.28	44,882.28	44,882.28
CASH & EQUIVALENT						
90CASH\$00	Cash Custodial Cash Account	Various Various 458,568.09	413,535.51 45,032.58 0.00 458,568.09	0.00 150.30 0.00 150.30	0.00 0.00 0.00 150.30	150.30
			413,535.51	0.00	0.00	
			45,032.58	150.30	0.00	
			0.00	0.00	0.00	
Total Cash & Equivalent		458,568.09	458,568.09	150.30	150.30	150.30
			32,721,061.35	0.00	0.00	
			45,032.58	45,032.58	0.00	
			0.00	0.00	0.00	
TOTAL PORTFOLIO		733,173.09	32,766,093.93	45,032.58	45,032.58	45,032.58



Chandler Asset Management, Inc. ("Chandler") is an SEC registered investment adviser. For additional information about our firm, please see our current disclosures (Form ADV). To obtain a copy of our current disclosures, you may contact your client service representative by calling the number on the front of this statement or you may visit our website at www.chandlerasset.com.

Information contained in this monthly statement is confidential and is provided for informational purposes only and should not be construed as specific investment or legal advice. The information contained herein was obtained from sources believed to be reliable as of the date of this statement, but may become outdated or superseded at any time without notice.

Custody: Your qualified custodian bank maintains control of all assets reflected in this statement and we urge you to compare this statement to the one you receive from your qualified custodian. Chandler does not have any authority to withdraw or deposit funds from/to the custodian account.

Valuation: Prices are provided by IDC, an independent pricing source. In the event IDC does not provide a price or if the price provided is not reflective of fair market value, Chandler will obtain pricing from an alternative approved third party pricing source in accordance with our written valuation policy and procedures. Our valuation procedures are also disclosed in Item 5 of our Form ADV Part 2A.

Performance: Performance results are presented gross-of-advisory fees and represent the client's Total Return. The deduction of advisory fees lowers performance results. These results include the reinvestment of dividends and other earnings. Past performance may not be indicative of future results. Therefore, clients should not assume that future performance of any specific investment or investment strategy will be profitable or equal to past performance levels. All investment strategies have the potential for profit or loss. Economic factors, market conditions or changes in investment strategies, contributions or withdrawals may materially alter the performance and results of your portfolio.

Source ice Data Indices, LLC ("ICE"), used with permission. ICE PERMITS USE OF THE ICE INDICES AND RELATED DATA ON AN "AS IS" BASIS; ICE, ITS AFFILIATES AND THEIR RESPECTIVE THIRD PARTY SUPPLIERS DISCLAIM ANY AND ALL WARRANTIES AND REPRESENTATIONS, EXPRESS AND/OR IMPLIED, INCLUDING ANY WARRANTIES OF MERCHANTABILITY OR FITNESS FOR A PARTICULAR PURPOSE OR USE, INCLUDING THE INDICES, INDEX DATA AND ANY DATA INCLUDED IN, RELATED TO, OR DERIVED THEREFROM. NEITHER ICE DATA, ITS AFFILIATES OR THEIR RESPECTIVE THIRD PARTY PROVIDERS GUARANTEE THE QUALITY, ADEQUACY, ACCURACY, TIMELINESS OR COMPLETENESS OF THE INDICES OR THE INDEX DATA OR ANY COMPONENT THEREOF, AND THE INDICES AND INDEX DATA AND ALL COMPONENTS THEREOF ARE PROVIDED ON AN "AS IS" BASIS AND LICENSEE'S USE IS AT LICENSEE'S OWN RISK. ICE DATA, ITS AFFILIATES AND THEIR RESPECTIVE THIRD PARTY DO NOT SPONSOR, ENDORSE, OR RECOMMEND CHANDLER, OR ANY OF ITS PRODUCTS OR SERVICES.

Index returns assume reinvestment of all distributions. Historical performance results for investment indexes generally do not reflect the deduction of transaction and/or custodial charges or the deduction of an investment management fee, the incurrence of which would have the effect of decreasing historical performance results. It is not possible to invest directly in an index.

Ratings: Ratings information have been provided by Moody's, S&P and Fitch through data feeds we believe to be reliable as of the date of this statement, however we cannot guarantee its accuracy.

Security level ratings for U.S. Agency issued mortgage-backed securities ("MBS") reflect the issuer rating because the securities themselves are not rated. The issuing U.S. Agency guarantees the full and timely payment of both principal and interest and carries a AA+/Aaa/AAA by S&P, Moody's and Fitch respectively.



Benchmark Index	Disclosure
Multi Asset Class Index*	<p>The S&P 500 is a market value weighted index of 500 large-capitalization stocks. The 500 companies included in the index capture approximately 80% of available US market capitalization.</p> <p>The MSCI EAFE International Equity Index is a market capitalization weighted index that captures international equity performance of large- and mid-cap stocks in the developed stock markets of Europe, Australasia, and the Far East.</p> <p>The ICE BofA US Corporate, Government & Mortgage Index tracks the performance of US dollar denominated investment grade debt publicly issued in the US domestic market, including US Treasuries, quasi-governments, corporates, covered bonds and residential mortgage pass-throughs. Non-residential mortgage collateralized debt such as commercial mortgage backed securities and asset backed securities are excluded from this index, as are all collateralized mortgage obligations. Most qualifying securities must have an investment grade rating (based on an average of Moody's, S&P and Fitch). They must also have at least one year remaining term to final maturity, at least 18 months to final maturity at point of issuance and a fixed coupon schedule. Amounts outstanding for qualifying US Treasuries must be at least \$1 billion; US agencies, foreign governments, supranationals, corporates and covered bonds must have at least \$250 million outstanding. Qualifying residential mortgage pass-through securities include fixed rate securities publicly issued by US agencies. 30-year, 20-year and 15-year fixed rate mortgage pools must have at least one year remaining term to final maturity and a minimum amount outstanding of at least \$5 billion per generic coupon and \$250 million per production year within each generic coupon.</p>

Certificate Of Completion

Envelope Id: 4609BE8E2AAA44EEB1DA35836204A037	Status: Completed
Subject: Complete with DocuSign: July 2023 Investment Report.pdf	
Source Envelope:	
Document Pages: 106	Signatures: 4
Certificate Pages: 2	Initials: 1
AutoNav: Enabled	Envelope Originator:
Envelopeld Stamping: Enabled	Lillian Davis
Time Zone: (UTC-08:00) Pacific Time (US & Canada)	400 S Vicentia Ave
	Corona, CA 92882
	Lillian.Davis@CoronaCA.gov
	IP Address: 64.29.226.10

Record Tracking

Status: Original	Holder: Lillian Davis	Location: DocuSign
9/18/2023 6:00:45 PM	Lillian.Davis@CoronaCA.gov	
Security Appliance Status: Connected	Pool: StateLocal	
Storage Appliance Status: Connected	Pool: City of Corona, CA	Location: DocuSign

Signer Events

Eliana Nguyen
 Eliana.Nguyen@CoronaCA.gov
 Security Level: Email, Account Authentication (None)

Signature



Signature Adoption: Pre-selected Style
 Using IP Address: 64.29.226.10

Timestamp

Sent: 9/18/2023 6:04:57 PM
 Viewed: 9/19/2023 3:23:39 PM
 Signed: 9/19/2023 3:25:13 PM

Electronic Record and Signature Disclosure:
 Not Offered via DocuSign

Christine Thompson
 Christine.Thompson@CoronaCA.gov
 Accounting Manager
 Security Level: Email, Account Authentication (None)




Signature Adoption: Pre-selected Style
 Using IP Address: 64.29.226.10

Sent: 9/19/2023 3:25:14 PM
 Viewed: 9/19/2023 4:01:00 PM
 Signed: 9/19/2023 4:02:05 PM

Electronic Record and Signature Disclosure:
 Not Offered via DocuSign

Kim Sitton
 Kim.Sitton@CoronaCA.gov
 Finance Director
 City of Corona, CA
 Security Level: Email, Account Authentication (None)



Signature Adoption: Pre-selected Style
 Using IP Address: 64.29.226.10

Sent: 9/19/2023 4:02:07 PM
 Viewed: 9/20/2023 7:57:57 AM
 Signed: 9/20/2023 7:59:34 AM

Electronic Record and Signature Disclosure:
 Not Offered via DocuSign


Brett Channing
 Brett.Channing@CoronaCA.gov
 Security Level: Email, Account Authentication (None)



Signature Adoption: Pre-selected Style
 Using IP Address: 64.29.226.10

Sent: 9/20/2023 7:59:35 AM
 Viewed: 9/20/2023 12:11:55 PM
 Signed: 9/20/2023 12:12:19 PM

Electronic Record and Signature Disclosure:
 Not Offered via DocuSign

Signer Events	Signature	Timestamp
Chad Willardson Chad.Willardson@CoronaCA.gov Security Level: Email, Account Authentication (None)	 <p>Signature Adoption: Pre-selected Style Using IP Address: 104.34.39.6 Signed using mobile</p>	Sent: 9/20/2023 12:12:20 PM Viewed: 9/24/2023 6:16:35 AM Signed: 9/24/2023 6:16:42 AM

Electronic Record and Signature Disclosure:
 Not Offered via DocuSign

In Person Signer Events	Signature	Timestamp
-------------------------	-----------	-----------

Editor Delivery Events	Status	Timestamp
------------------------	--------	-----------

Agent Delivery Events	Status	Timestamp
-----------------------	--------	-----------

Intermediary Delivery Events	Status	Timestamp
------------------------------	--------	-----------

Certified Delivery Events	Status	Timestamp
---------------------------	--------	-----------

Carbon Copy Events	Status	Timestamp
--------------------	--------	-----------

Vicky Pang Vicky.Pang@CoronaCA.gov FINANCIAL ANALYST City of Corona Security Level: Email, Account Authentication (None)		Sent: 9/24/2023 6:16:44 AM
--	---	----------------------------

Electronic Record and Signature Disclosure:
 Not Offered via DocuSign

Witness Events	Signature	Timestamp
----------------	-----------	-----------

Notary Events	Signature	Timestamp
---------------	-----------	-----------

Envelope Summary Events	Status	Timestamps
-------------------------	--------	------------

Envelope Sent	Hashed/Encrypted	9/18/2023 6:04:57 PM
Certified Delivered	Security Checked	9/24/2023 6:16:35 AM
Signing Complete	Security Checked	9/24/2023 6:16:42 AM
Completed	Security Checked	9/24/2023 6:16:44 AM

Payment Events	Status	Timestamps
----------------	--------	------------