



city of **Corona**

Notice of Public Hearing

PROPOSED CHANGES TO WATER & SEWER RATE STRUCTURES

Wednesday, November 20, 2024

Time: 6:30 p.m.

**Location: Corona City Hall, 400 South Vicentia Ave
Corona, California 92882**

Important Information About Your Water Rates

The City of Corona City Council will conduct a public hearing to consider changes to the water and sewer rate structures and rates. The proposed changes are based on an independent cost-of-service study that was completed and received by City Council in October 2024.

All property owners and customers of record whose parcels receive water, reclaimed water, and/or sewer services provided by the City of Corona are being issued this notice of public hearing. The proposed rate adjustments will be applicable to all parcels that receive water, reclaimed water, or sewer services from the City of Corona. The hearing is open to the public. The property owners upon which the rates and charges are proposed and for any tenants directly responsible for the payment of water, reclaimed water and sewer service fees and charges may submit a written protest to the proposed rate changes provided that only one protest will be counted per parcel. See "How Can I Participate?" to learn more.

Additional information about the proposed changes is available in this document and online at **CoronaCA.gov/rates**

Este documento es importante para todos los residentes de la Ciudad de Corona. Para recibir este aviso en español por favor, póngase en contacto con la ciudad llamando al (951) 736-2321.





Corona: At A Glance

The City of Corona reliably delivers water, reclaimed water, and sewer services to residents and businesses throughout our 39.2 square mile service area. We serve a population of more than **160,000 residents**.

WATER SERVICE

Our water services ensure local families, business and the community have access to safe, high-quality water, high-quality water. In 2023, Corona residents and businesses used approximately **9.1 billion gallons of drinking water**. Corona's water supply comes from different sources: groundwater wells owned and operated by the City of Corona provide 45.8 percent, 49.7 percent comes through Lake Mathews from the Colorado River, and 4.5 percent comes from the State Water Project's California Aqueduct.

SEWER SERVICE AND RECLAIMED SERVICE

The City of Corona's sewer system serves approximately **144,000 customers** and treats **13.5 million gallons per day** on average. We have a long history of recycled water facilities — the City of Corona's first water reclamation facility was built in 1968, and the clean water was returned to the environment.

Our large-scale water reclamation system saves precious drinking water for homes and businesses by generating reclaimed water for golf courses, local parks and school grounds. It serves approximately 387 connections.





Why Have I Received This Notice?

You have received this notice because the City of Corona is considering rate adjustments and structural changes affecting your water, reclaimed water and sewer service charges. The City is committed to transparency: this document and the public hearing will further explain the research, reasoning, and analysis behind these proposed rate adjustments.

Why Are Rate Changes Being Considered?

Rate adjustments are being considered to support resilient infrastructure, to avoid unplanned service interruptions, and ensure the City can continue to provide first-rate utilities to its families and businesses. The proposed rates fund operations and necessary capital projects to advance community sustainability. The City maintains revenue stability through rate changes to protect financial sufficiency – another vital part of reliable, continued service.

The City of Corona is considering water rate adjustments to address regulatory changes necessary for the proactive treatment of chemicals such as per- and polyfluoroalkyl substances (PFAS) and 1,2,3-trichloropropane (TCP). Metropolitan Water District of Southern California's imported water rate hikes have also impacted our wholesale water provider, Western Municipal Water District, and those increases have trickled down to our rates here at the City of Corona.



How Will This Impact My Bill?


As a government agency, the City can only charge what it costs to provide a utility service. This means the customer will never pay more than their fair share of the service cost.



The proposed water, reclaimed water, and sewer rate adjustments are based on an independent study completed in 2024 that evaluates the cost of providing utility service. This includes operations and maintenance, debt service, and capital expenditures. If rate adjustments are approved, most residential customers would see an increase in their water bill and a slight decrease in sewer in the next year.

The new proposed water rate structure also refines billing tiers, making customer utility bills simpler to understand and more accessible.

The sewer rate change increases customer equity by reducing residential rates. Residential customers will see a **14-cent per month** decrease in 2025.



To learn how these rate adjustments may affect your household or business, use our bill estimator at **CoronaCA.gov/rates**

Understanding the Proposed Water Rate Structure

Your water bill includes a monthly fixed ready-to-serve charge. This is for each water service connection and is paid by all users connected to the City's water system, whether or not any water is actually used.

Your water bill also includes variable charges based on water usage. The variable water rate is established by the number of units of water delivered to a property and consists of four tiers that impose higher rates as the level of water use increases. A reasonable amount of water is allocated to each customer based on their particular needs; this is referred to as a "water budget."



The **INDOOR WATER BUDGET** is calculated by the number of people in the household with an allocation of 47 gallons of water per person per day.



The **OUTDOOR WATER BUDGET** is calculated by the amount of irrigated square footage per parcel, the average daily plant water loss ("evapotranspiration" (ET)), and an outdoor efficiency factor (OEF) of 80% that reflects the water needs of local native plants to City of Corona's service area.



Above that water budget, **INEFFICIENT AND EXCESSIVE** water use will cost customers more, because it costs the City of Corona more to secure this additional water supply.

New State Mandates Require Reduction in Indoor Water Use in 2025

The proposed water rate change reflects upcoming state water reduction mandates, enabling the community to contribute to conservation.

Starting January 3, 2025, the standard for indoor residential water use shall be 47 gallons per capita daily. This is part of the state's effort to advance long-term urban water use efficiency.

What are Budget-Based Rates?

Think of your water budget as a series of buckets available for efficient use all month.



Indoor Use: The first bucket is for essential indoor water use including drinking, cooking and washing.



Outdoor Use: Water in your outdoor budget is more limited. Use only what is needed to tend to a California-friendly landscaped yard.



Inefficient Use: Variations in your water use, such as upticks due to filling swimming pools or children getting a hold of the hose on a hot summer day, may move into inefficient use. You pay more for this extra bucket of water.



Excessive Use: When water usage dips into the excessive bucket, look for leaks and more ways to reduce water use. You can also contact the City for a water audit to investigate your increased water use.



How Your Water Budget is Calculated

INDOOR BUDGET = (number of people in household X 47 gallons per person a day X number of days in the billing period)/748 gallons

OUTDOOR BUDGET (residential, reclaimed accounts and dedicated landscape meters) = (Irrigated Area x (ET/12) x 80%)/100


Indoor and Outdoor use make up the total budget. Inefficient (Tier 3) is up to 50% of the total budget. Excessive (Tier 4) amounts to 51% and higher of total budget.

The City uses 4 residents per home for single-family and 2 residents per home for multi-family units. The City has a variance program available for homes with more residents. **Visit [CoronaCA.gov/rates](https://www.coronaca.gov/rates).**

Evapotranspiration (ET) data collected from California Irrigation Management Information System (CIMIS) UC Riverside Station 44 at cimis.water.ca.gov/WSNReportCriteria.aspx

Meter Size	Current Charge	Proposed Monthly Fixed Service Charge				
		Effective 1/3/2025	Effective 1/1/2026	Effective 1/1/2027	Effective 1/1/2028	Effective 1/1/2029
Domestic Customer Class						
5/8 inch	\$27.09	\$32.79	\$35.75	\$38.96	\$42.47	\$46.29
3/4 inch	\$36.46	\$42.94	\$46.80	\$51.02	\$55.61	\$60.61
1 inch	\$55.18	\$63.23	\$68.92	\$75.12	\$81.88	\$89.25
1 1/2 inch	\$101.98	\$113.94	\$124.20	\$135.38	\$147.56	\$160.84
2 inch	\$158.13	\$174.81	\$190.54	\$207.69	\$226.38	\$246.75
3 inch	\$335.95	\$367.54	\$400.62	\$436.67	\$475.97	\$518.81
4 inch	\$598.02	\$651.56	\$710.20	\$774.12	\$843.79	\$919.74
6 inch	\$1,505.89	\$1,635.51	\$1,782.70	\$1,943.15	\$2,118.03	\$2,308.65
8 inch	\$2,629.02	\$2,852.76	\$3,109.51	\$3,389.36	\$3,694.40	\$4,026.90
10 inch	\$3,939.33	\$4,272.88	\$4,657.44	\$5,076.61	\$5,533.51	\$6,031.52
Fire Protection Customer Class						
5/8 inch	\$8.60	\$12.64	\$13.78	\$15.02	\$16.37	\$17.84
3/4 inch	\$8.60	\$12.64	\$13.78	\$15.02	\$16.37	\$17.84
1 inch	\$8.60	\$12.64	\$13.78	\$15.02	\$16.37	\$17.84
1 1/2 inch	\$8.60	\$13.33	\$14.53	\$15.84	\$17.27	\$18.82
2 inch	\$9.74	\$14.91	\$16.25	\$17.71	\$19.31	\$21.05
3 inch	\$10.81	\$17.63	\$19.21	\$20.94	\$22.83	\$24.88
4 inch	\$16.76	\$27.38	\$29.84	\$32.53	\$35.46	\$38.65
6 inch	\$32.74	\$44.20	\$48.18	\$52.51	\$57.24	\$62.39
8 inch	\$60.29	\$69.50	\$75.76	\$82.57	\$90.01	\$98.11
10 inch	\$101.72	\$104.57	\$113.98	\$124.24	\$135.42	\$147.61
Tier	Current Charge	Proposed Monthly Variable Service Charge				
Residential Customer Class						
Tier 1	\$1.93	\$1.96	\$2.13	\$2.32	\$2.53	\$2.76
Tier 2	\$2.77	\$3.31	\$3.60	\$3.93	\$4.28	\$4.67
Tier 3	\$5.48	\$4.38	\$4.77	\$5.20	\$5.67	\$6.18
Tier 4	\$9.12	\$5.22	\$5.69	\$6.20	\$6.76	\$7.36
Non-Residential Customer Class						
Tier 1	\$2.77	\$3.31	\$3.60	\$3.93	\$4.28	\$4.67
Tier 2	\$5.48	\$4.38	\$4.77	\$5.20	\$5.67	\$6.18
Tier 3	\$9.12	\$5.22	\$5.69	\$6.20	\$6.76	\$7.36

Note: Hydrant and fire line usage is charged at the tier four rate.



Understanding the Proposed Sewer Service Rate Structure

The proposed sewer rate includes a monthly fixed charge for all customers that includes an 8 hundred cubic feet (hcf) allowance per month. Non-residential customers will be charged a variable charge for all water use beyond 8 hcf in one month (per hcf). The proposed sewer rate includes a variance process for non-residential customers.

Proposed Monthly Fixed Base Charge					
Base Charge	Effective 1/3/2025	Effective 1/1/2026	Effective 1/1/2027	Effective 1/1/2028	Effective 1/1/2029
All Connections	\$45.46	\$50.01	\$55.01	\$60.51	\$66.56
Proposed Monthly Variable Charge Per hcf					
Variable Charge	Effective 1/3/2025	Effective 1/1/2026	Effective 1/1/2027	Effective 1/1/2028	Effective 1/1/2029
Non-Residential >8 hcf	\$5.50	\$6.05	\$6.66	\$7.32	\$8.05

Understanding the Proposed Reclaimed Water Rate Structure

Your reclaimed water bill includes a fixed ready-to-serve charge. This is for each reclaimed water service connection and is paid by all users connected to the City's reclaimed water system, whether or not any water is actually used. The Ready-to-Serve charge covers our fixed costs of providing reclaimed water. Fixed costs include debt, regulatory compliance, customer service, utility billing, personnel, and preventive maintenance. To ensure you have water when needed, the infrastructure to deliver water must be built and maintained.

Your reclaimed water bill also includes variable charges based on water usage. The proposed variable reclaimed water rate is established by the number of units of water delivered to a property and consists of two tiers: Outdoor (Efficient) and Excess. A reasonable amount of water is allocated to each customer based on their particular needs; this is referred to as a "water budget." Exceeding this budget will cost the customer more.



Reclaimed Water Rate Structure

Meter Size	Current Charge	Proposed Monthly Fixed Service Charge				
		Effective 1/3/2025	Effective 1/1/2026	Effective 1/1/2027	Effective 1/1/2028	Effective 1/1/2029
Reclaimed Readiness to Serve Charge						
5/8 inch	\$23.52	\$26.64	\$27.70	\$28.81	\$29.96	\$31.16
3/4 inch	\$30.81	\$35.95	\$37.38	\$38.88	\$40.43	\$42.05
1 inch	\$45.39	\$54.57	\$56.75	\$59.02	\$61.38	\$63.84
1 1/2 inch	\$81.84	\$101.12	\$105.16	\$109.37	\$113.75	\$118.30
2 inch	\$125.59	\$156.98	\$163.26	\$169.79	\$176.58	\$183.65
3 inch	\$264.13	\$333.88	\$347.24	\$361.13	\$375.57	\$390.60
4 inch	\$468.28	\$594.58	\$618.36	\$643.10	\$668.82	\$695.57
6 inch	\$1,175.53	\$1,497.70	\$1,557.61	\$1,619.91	\$1,684.71	\$1,752.10
8 inch	\$2,050.48	\$2,614.96	\$2,719.56	\$2,828.34	\$2,941.48	\$3,059.14
10 inch	\$3,071.25	\$3,918.44	\$4,075.17	\$4,238.18	\$4,407.71	\$4,584.02

Tier	Current Charge	Proposed Monthly Variable Charge				
		Effective 1/3/2025	Effective 1/1/2026	Effective 1/1/2027	Effective 1/1/2028	Effective 1/1/2029
Reclaimed Water Variable Charge						
Tier 1	\$2.14	\$2.37	\$2.46	\$2.56	\$2.66	\$2.77
Tier 2	\$3.21	\$2.60	\$2.71	\$2.82	\$2.93	\$3.05



How Will Rate Adjustments Be Implemented?

As authorized by Government Code Section 53756, the proposed schedule of Monthly Rates and Water Service Charges includes fixed annual rate increases for the next five years, which will be implemented by giving a notice of adjustment to customers at least 30 days before the effective date of the adjustment. If the proposed rate schedule is approved, the City Council will, however, review the schedule at a public meeting prior to the implementation of the rate increase scheduled for January 1, 2028, to assess the accuracy of the City's cost and revenue estimates and to reaffirm that the 2028 increase remains necessary based upon the costs expended and revenues received during the first two years of the rate increases. After such review, the City Council may direct City staff to proceed with implementing the remaining scheduled rate increases in 2028 through 2029 in an amount that does not exceed the rates set forth in the proposed schedule included as part of this notice.



How to Save Money on Your Water Bill

The Corona Utilities Department offers ongoing programs and rebates to help residents and businesses conserve resources and money, including turf replacement, California-friendly gardening guidance and money back for water-efficient devices.

The Corona Utilities Department also provides faucet aerators, low-flow showerheads, and 5-minute shower timers to customers for free.

Here are some tips for conserving water and saving money at home:



Check for breaks or leaks in your irrigation system. According to the USEPA, fixing household water leaks can save residents about 10 percent on their water bills.



Consider lowering the minutes on your irrigation controller.



Install water-efficient rotating sprinkler nozzles. Available rebates include \$2/nozzle for a minimum of 15 nozzles.



Try a smart irrigation controller that reduces your run times automatically based on the weather. Residents can purchase a smart irrigation controller and apply for a rebate up to \$200 per controller, for a maximum of 2 controllers per household.



Use a rain barrel to capture rainwater that you can use for your landscaping. Receive up to \$35/barrel in rebates.



Install water-conserving devices such as premium high-efficiency toilets, high-efficiency clothes washers, faucet aerators, and low-flow showerheads.




Purchase premium high-efficiency toilets or a high-efficiency clothes washer. Rebates include up to \$100 per toilet and up to \$135 per clothes washing machine.





Call our Water Resources team at (951) 736-2234 for more information on water conservation. Visit SoCalWaterSmart.com for additional rebate opportunities.

How Can I Participate?

The City of Corona invites you to participate and offer your input throughout the process as the City Council considers the changes outlined in this notice. If you have any questions or comments about the City's proposed rates, you can:

 **CALL, VISIT OR LOG-ON.** More information on the projected increases, including the rate study, is available for review at City Hall, or on our website: CoronaCA.gov/rates. For additional information or questions, please call us at **(951) 736-2321**.

 **WRITE.** Property owners and tenants (i.e., customers of record) directly responsible for the payment of water, reclaimed water and sewer service fees and charges may submit written protests by mail or by delivering in-person to The City of Corona, Attention: City Clerk, 400 S. Vicentia Ave, Suite 115, Corona, CA 92882; provided, however, only one protest will be counted for each identified parcel. Protests may also be sent via email to Prop218@CoronaCA.gov. Protests must specify the rate or charge being protested and must include: your name, assessor parcel number and/or service address, a statement of protest ("I/we protest" will suffice) and your signature. All written protests must be received prior to the conclusion of the public hearing and only one written protest will be considered per parcel.

 The City Clerk will determine the validity of all written protests submitted and exclude any invalid protests from the final tabulation. The City Clerk may confer with the City Attorney in determining the validity of written protests. As part of this process, the City Attorney may review contested or suspect protest forms. The City Clerk's decision shall be final and binding.

ATTEND THE PUBLIC HEARING. Members of the public are welcome to attend the public hearing regarding the proposed rate changes.

Wednesday, November 20, 2024
6:30 p.m.

Corona City Hall, 400 South Vicentia Ave
Corona, California 92882

All members of the public will have an opportunity to speak and give testimony regarding the proposed changes at the public hearing; however, only written protests will count toward a majority protest. Written protests must be received before the conclusion of the public hearing.



PUBLIC HEARING PROCESS. At the time of the public hearing, the City Council will hear and consider all written protests and public comments. **At the conclusion of the hearing**, if a majority of the property owners and/or **customers of record** of the impacted parcels submit written protests in opposition to the proposed rate increases, the increases will not be imposed. If a majority protest is not received, the City Council may adopt the proposed changes. If adopted, the proposed rates will become effective January 3, 2025, and scheduled increases would be implemented annually over the next five years. Pursuant to Government Code Section 53759, a judicial action to challenge any new, increased, or extended fee or charge must be brought within 120 days of the final approval of the fee or charge.



City of Corona,
400 S. Vicentia Ave
Corona, CA 92882

Notice of Public Hearing

PROPOSED CHANGES TO WATER & SEWER RATE STRUCTURES

Wednesday, November 20, 2024

Time: 6:30 p.m.

Location: Corona City Hall, 400 South Vicentia Ave
Corona, California 92882

ATTEND UPCOMING COMMUNITY MEETINGS TO LEARN MORE

The City will conduct a series of community meetings where customers can ask questions and offer constructive feedback. Residents, local business owners and other customers are welcome to attend any or all of the following sessions:

Saturday, November 2, 2024

Time: 2:00 p.m.

Location: Corona City Hall, 400 South Vicentia Ave,
Corona, California 92882

Thursday, November 7, 2024

Time: 11:00 a.m. and 6:30 p.m.

Location: Corona City Hall, 400 South Vicentia Ave,
Corona, California 92882

Additional information about the proposed changes is available in this document and online at **CoronaCA.gov/rates**



city of Corona

Notice of Public Hearing

PROPOSED CHANGES TO ELECTRICITY RATE STRUCTURES

Wednesday, November 20, 2024

Time: 6:30 p.m.

**Location: Corona City Hall, 400 South Vicentia Ave
Corona, California 92882**

Important Information About Your Electricity Rates

The City of Corona City Council will conduct a public hearing to consider changes to electricity rate structures and rates as it evaluates additional changes to water and sewer rate structures and rates. The proposed changes are based on an independent cost-of-service study that was completed and received by City Council in October 2024. All property owners and customers of record whose parcels receive electricity services provided by the City of Corona are being issued this notice of public hearing. The proposed rate adjustments will be applicable to all parcels that receive electricity services from the City of Corona.

The hearing is open to the public. The property owners upon which the rates and charges are proposed and any tenants directly responsible for the payment of electricity service fees and charges may submit a written protest to the proposed rate changes provided that only one protest will be counted per parcel. For more information about how to participate in the public hearing process, refer to "How Can I Participate?" in the accompanying Water and Sewer Public Hearing Notice. Additional information about the proposed changes is available in this document and online at CoronaCA.gov/rates.

Este documento es importante para todos los residentes de la Ciudad de Corona. Para recibir este aviso en español por favor, póngase en contacto con la ciudad llamando al (951) 736-2321.

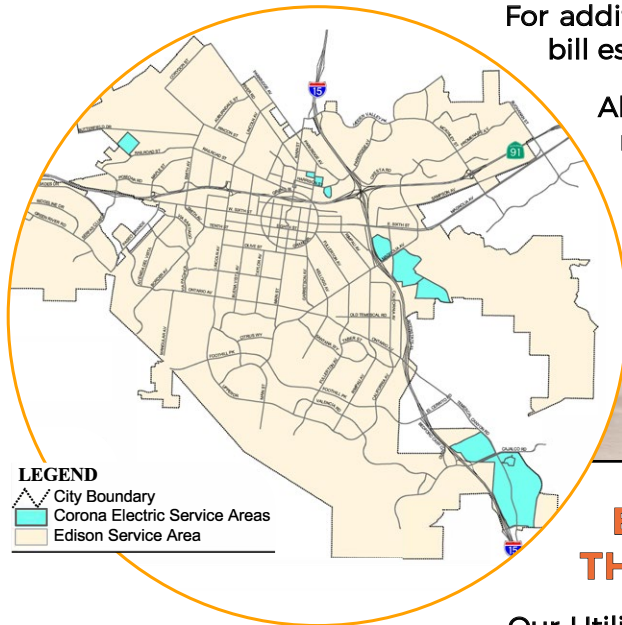


Understanding the Proposed Electricity Rate Structure

As part of the public hearing process, the City of Corona is considering changes to the electricity rate structures explained in this supplemental handout. The proposed changes are based on an independent cost of service study that was completed and received by the City Council in October 2024.

For additional information about the proposed changes, or to use our bill estimator, visit CoronaCA.gov/rates

All property owners and customers of record whose parcels receive electricity service from the City of Corona will receive this handout to explain proposed rate adjustments to electricity rates. The City is committed to transparency throughout this process.



ELECTRICITY SERVICES IN THE CITY OF CORONA

Our Utilities Department supplies power to approximately 3.4% of the City of Corona. Our electric utility was established in April 2001 in response to state-wide rolling blackouts and energy price instability, and we have been building upon that resilience for 1,843 bundled electricity customers ever since.

Your bill includes a monthly fixed charge that supports costs associated with regulatory compliance, billing, staff, and preventive maintenance. It also includes variable charges that support the cost of purchasing electricity, including renewable sources such as wind energy and solar. For residential customers, a monthly service charge is applied to each bill if connected to the City's electric system. Usage charges and taxes are also charged on each bill.

Proposed Adjustments to Electricity Service

The City is pursuing electricity rate changes to smooth out the local electrical demand curve. The City is rebalancing electricity costs, including simplifying its rate design.

THIS ENTAILS:

- ◆ Reducing residential tiers from four to three
- ◆ Converting seasonal kWh rates to nonseasonal
- ◆ Monthly time-related peak demand charges put in place of seasonal demand charges

Electricity rate changes also consider higher fixed charges to cover the fixed costs of providing electricity. This means that solar owners will pay their fair share of costs incurred in order to be connected to the grid.



Proposed Greenfield Electric Rates

Rate Type	Current Charge	Proposed Monthly Fixed Service Charge					
		Effective 1/3/2025	Effective 1/1/2026	Effective 1/1/2027	Effective 1/1/2028	Effective 1/1/2029	
Residential Customer Class							
Fixed Charge, \$/month	Single Family	\$0.88	\$15.90	\$16.54	\$17.20	\$17.89	\$18.61
	Multi-Family	\$0.67					
Energy \$/kWh Tier 1 Baseline	\$0.11808	\$0.10100	\$0.10504	\$0.10924	\$0.11361	\$0.11815	
Energy \$/kWh Tier 2 101-130% Baseline	\$0.13741	\$0.11100	\$0.11544	\$0.12006	\$0.12486	\$0.12985	
Energy \$/kWh Tier 3 131-200% Baseline	\$0.22696	\$0.21000	\$0.21840	\$0.22714	\$0.23623	\$0.24568	
Energy \$/kWh Tier 4 over 200% Baseline	\$0.32337						
Public Benefits Charge \$/kWh	Incl. in rates	\$0.00378	\$0.00405	\$0.00419	\$0.00433	\$0.00448	
Small Commercial GS-1 Customer Class							
Fixed Charge, \$/month Single Phase	\$12.99	\$20.97	\$21.81	\$22.68	\$23.59	\$24.53	
Fixed Charge, \$/month Three Phase*	\$3.16	\$3.16	\$3.29	\$3.42	\$3.56	\$3.70	
Energy \$/kWh Summer	\$0.17280	\$0.15500	\$0.16120	\$0.16765	\$0.17436	\$0.18133	
Energy \$/kWh Winter	\$0.16872						
Public Benefits Charge \$/kWh	Incl. in rates	\$0.00378	\$0.00405	\$0.00419	\$0.00433	\$0.00448	

*Note: total cost for Three Phase customer will include Single Phase rate plus Three Phase rate.

Proposed Greenfield Electric Rates

Rate Type	Current Charge	Proposed Monthly Fixed Service Charge				
		Effective 1/3/2025	Effective 1/1/2026	Effective 1/1/2027	Effective 1/1/2028	Effective 1/1/2029
Medium Commercial GS-2 Customer Class						
Fixed Charge, \$/month	\$71.50	\$35.13	\$36.54	\$38.00	\$39.52	\$41.10
Demand \$/kW Power Supply (Peak)**	Summer Peak \$20.67	\$8.27	\$8.60	\$8.94	\$9.30	\$9.67
Demand \$/kW Distribution (Facilities)	\$7.35	\$15.74	\$16.37	\$17.02	\$17.70	\$18.41
Energy \$/kWh Summer	\$0.09648	\$0.05905	\$0.06141	\$0.06387	\$0.06642	\$0.06908
Energy \$/kWh Winter	\$0.08738					
Public Benefits Charge \$/kWh	Incl. in rates	\$0.00378	\$0.00405	\$0.00419	\$0.00433	\$0.00448
Large Commercial TOU-GS-3 Customer Class						
Fixed Charge, \$/month	\$277.25	\$49.30	\$51.27	\$53.32	\$55.45	\$57.67
Demand \$/kW Power Supply (Peak)**	Summer Peak	\$18.16	\$8.29	\$8.62	\$8.96	\$9.32
	Summer Mid Peak	\$6.23				
Demand \$/kW Distribution (Facilities)	\$7.62	\$17.51	\$18.21	\$18.94	\$19.70	\$20.49
Energy \$/kWh Summer On-Peak	\$0.13561	\$0.09620	\$0.10005	\$0.10405	\$0.10821	\$0.11254
Energy \$/kWh Summer Mid-Peak	\$0.11027	\$0.07280	\$0.07571	\$0.07874	\$0.08189	\$0.08517
Energy \$/kWh Summer Off-Peak	\$0.07706	\$0.05200	\$0.05408	\$0.05624	\$0.05849	\$0.06083
Energy \$/kWh Winter Mid-Peak	\$0.11282	\$0.07986	\$0.08305	\$0.08637	\$0.08982	\$0.09341
Energy \$/kWh Winter Off-Peak	\$0.08052	\$0.05200	\$0.05408	\$0.05624	\$0.05849	\$0.06083
Power Factor Adjustment \$/kVa	\$0.18000	\$0.18000	\$0.18720	\$0.19469	\$0.20248	\$0.21058
Public Benefits Charge \$/kWh	Incl. in rates	\$0.00378	\$0.00405	\$0.00419	\$0.00433	\$0.00448
Industrial TOU-8 Customer Class						
Fixed Charge, \$/month	\$346.00	\$76.97	\$80.05	\$83.25	\$86.58	\$90.04
Demand \$/kW Power Supply (Peak)**	Summer Peak	\$16.91	\$8.31	\$8.64	\$8.99	\$9.35
	Summer Mid Peak	\$5.71				
Demand \$/kW Distribution (Facilities)	\$8.31	\$15.06	\$15.66	\$16.29	\$16.94	\$17.62
Energy \$/kWh Summer On-Peak	\$0.12675	\$0.09630	\$0.10015	\$0.10416	\$0.10833	\$0.11266
Energy \$/kWh Summer Mid-Peak	\$0.10299	\$0.07319	\$0.07611	\$0.07915	\$0.08232	\$0.08561
Energy \$/kWh Summer Off-Peak	\$0.07184	\$0.05200	\$0.05408	\$0.05624	\$0.05849	\$0.06083
Energy \$/kWh Winter Mid-Peak	\$0.10538	\$0.07986	\$0.08305	\$0.08637	\$0.08982	\$0.09341
Energy \$/kWh Winter Off-Peak	\$0.07509	\$0.05200	\$0.05408	\$0.05624	\$0.05849	\$0.06083
Power Factor Adjustment \$/kVa	\$0.18000	\$0.18000	\$0.18720	\$0.19469	\$0.20248	\$0.21058
Public Benefits Charge \$/kWh	Incl. in rates	\$0.00378	\$0.00405	\$0.00419	\$0.00433	\$0.00448

Proposed Greenfield Electric Rates

Rate Type	Current Charge	Proposed Monthly Fixed Service Charge				
		Effective 1/3/2025	Effective 1/1/2026	Effective 1/1/2027	Effective 1/1/2028	Effective 1/1/2029
Outdoor Area Lighting (AL-2) Customer Class						
Fixed Charge, \$/month	\$7.00	\$10.26	\$10.67	\$11.10	\$11.54	\$12.01
Energy \$/kWh	\$0.08224	\$0.11678	\$0.12145	\$0.12631	\$0.13136	\$0.13661
Public Benefits Charge \$/kWh	Incl. in rates	\$0.003780	\$0.00405	\$0.00419	\$0.00433	\$0.00448
Street Lighting (LS-3) Customer Class						
Fixed Charge, \$/month	\$7.00	\$10.26	\$10.67	\$11.10	\$11.54	\$12.01
Energy \$/kWh	\$0.08224	\$0.11678	\$0.12145	\$0.12631	\$0.13136	\$0.13661
Public Benefits Charge \$/kWh	Incl. in rates	\$0.00378	\$0.00405	\$0.00419	\$0.00433	\$0.00448
Traffic Control (TC-1) Customer Class						
Fixed Charge, \$/month Single Phase	\$9.49	\$13.91	\$14.47	\$15.05	\$15.65	\$16.28
Fixed Charge, \$/month Three Phase*	\$3.16	\$4.64	\$4.82	\$5.02	\$5.22	\$5.43
Energy \$/kWh	\$0.11407	\$0.16345	\$0.17598	\$0.18994	\$0.20852	\$0.23192
Public Benefits Charge \$/kWh	Incl. in rates	\$0.00378	\$0.00405	\$0.00419	\$0.00433	\$0.00448
EV Charging Rate Commercial Customer Class						
Fixed Charge, \$/month	-	\$76.97	\$80.05	\$83.25	\$86.58	\$90.04
Demand \$/kW	-	\$15.06	\$15.66	\$16.29	\$16.94	\$17.62
Energy \$/kWh On-Peak 4-9 pm	-	\$0.19710	\$0.20498	\$0.21318	\$0.22171	\$0.23058
Energy \$/kWh Off-Peak All Other Hours	-	\$0.06570	\$0.06833	\$0.07106	\$0.07390	\$0.07686
Power Factor Adjustment \$/kVa	-	\$0.18000	\$0.18720	\$0.19469	\$0.20248	\$0.21058
Public Benefits Charge \$/kWh	-	\$0.00378	\$0.00405	\$0.00419	\$0.00433	\$0.00448

*Note: total cost for Three Phase customer will include Single Phase rate plus Three Phase rate. **Summer Peak and Summer Mid-Peak are used for current rates. Peak will be used for proposed rates: 4-9 p.m. year-round.

Proposed Greenfield Electric Rates

Rate Type	Current Charge	Proposed Monthly Fixed Service Charge					
		Effective 1/3/2025	Effective 7/1/2025	Effective 1/1/2026	Effective 1/1/2027	Effective 1/1/2028	Effective 1/1/2029
Pumping and Agriculture Customer Class (rates phased in for first year)							
Fixed Charge, \$/month	\$63.25	\$19.14	\$19.14	\$20.86	\$21.69	\$22.56	\$23.46
Demand \$/kW Power Supply (Peak)**	Summer Peak \$10.85	\$6.00	\$12.00	\$12.98	\$13.50	\$14.04	\$14.60
Demand \$/kW Distribution (Facilities)	\$3.85	\$8.00	\$10.00	\$21.55	\$22.41	\$23.31	\$24.24
Energy \$/kWh Summer On-Peak	\$0.13064	\$0.10361	\$0.10361	\$0.09444	\$0.09822	\$0.10215	\$0.10624
Energy \$/kWh Summer Mid-Peak	\$0.10929	\$0.07874	\$0.07874	\$0.07178	\$0.07465	\$0.07764	\$0.08075
Energy \$/kWh Summer Off-Peak	\$0.05226	\$0.05595	\$0.05595	\$0.05100	\$0.05304	\$0.05516	\$0.05737
Energy \$/kWh Winter Mid-Peak	\$0.12255	\$0.08592	\$0.08592	\$0.07832	\$0.08145	\$0.08471	\$0.08810
Energy \$/kWh Winter Off-Peak	\$0.05226	\$0.05595	\$0.05595	\$0.05100	\$0.05304	\$0.05516	\$0.05737
Power Factor Adjustment \$/kVa	\$0.18000	\$0.18000	\$0.18000	\$0.18720	\$0.19469	\$0.20248	\$0.21058
Public Benefits Charge \$/kWh	Incl. in rates	\$0.00378	\$0.00378	\$0.00405	\$0.00419	\$0.00433	\$0.00448

****Summer Peak and Summer Mid-Peak are used for current rates. Peak will be used for proposed rates: 4-9 p.m. year-round.**

Definitions

Fixed Charge, \$/month – The fixed charge, or customer charge, recovers a portion of fixed costs that all customers share regardless of energy use. Fixed costs include administration, customer service, and billing.

Energy \$/kWh – The energy charge recovers variable costs associated with purchasing power. These costs vary based on the amount of power purchased and when it is purchased. Additionally, for customers who are not billed demand, the energy charge also recovers the cost of operating and maintaining the distribution system.

Demand \$/kW Power Supply (Peak) – The power supply demand charge represents the cost of power purchased during peak periods. Only certain customer groups are billed demand separately based on their capacity needs. Any demand-related costs for customers who are not billed demand separately are included in the variable Energy \$/kWh charge.

Demand \$/kW Distribution (Facilities) – The facilities demand charge recovers the fixed costs of the electric distribution system and the level of investment needed to meet aggregate customer energy demands. Only certain customer groups are billed demand separately based on their capacity needs. Any demand-related costs for customers who are not billed demand separately are included in the variable Energy \$/kWh charge.

Power Factor Adjustment \$/kVa The power factor adjustment covers the additional cost related to increased reactive power in the system created by equipment like motors, inductors and transformers.

Public Benefits Charge \$/kWh – The public benefits charge is required by State law. All California electric utilities must collect 2.85% of revenue to fund qualifying energy efficiency programs, renewable energy resources, research and demonstration projects, and services for low-income electricity customers.



Notice of Public Hearing

PROPOSED CHANGES TO ELECTRICITY RATE STRUCTURES

Wednesday, November 20, 2024

Time: 6:30 p.m.

Location: Corona City Hall, 400 South Vicentia Ave
Corona, California 92882



Learn More

At the Electricity Community Meeting

The City of Corona will hold a special community meeting for electricity customers to ask questions and offer feedback.

Residents, local business owners and customers are welcome to attend to discuss proposed rate changes.



Lifeline Program and Rebates Available for Electricity Customers

Our water and sewer Lifeline program will now be offered to electricity customers. Through the Lifeline Program, income-qualified electric customers will have their monthly fixed charge waived. For more information, contact Customer Care at (951) 736-2321.

The City of Corona is now offering electricity rebate opportunities to customers to save resources and money. Contact us at (951) 736-2234 for more information.

For questions or additional information about the proposed changes in this document, visit us online at CoronaCA.gov/rates

Thursday, October 24, 2024

Time: 6:30 p.m.

Location: Staybridge Suites Corona South
2731 Blue Springs Dr, Corona, CA 92883

