

A CONSUMER'S GUIDE TO

Asbestos





Members of the Contractors State License Board

Paul Schifino, Contractor Member, Chair

Joan Hancock, Contractor Member, Vice Chair

Mark A. Thurman, Contractor Member, Secretary

David Dias, Public Member

Pastor Herrera Jr., Public Member

Matthew Kelly, Public Member

Robert Lamb, Public Member

Ed Lang, Public Member

James Miller, Public Member

John O'Rourke, Public Member

Bruce Rust, Public Member

Frank Schetter, Contractor Member

Edmund G. Brown Jr.
Governor

Anna M. Caballero
Secretary, State and Consumer Services Agency

Denise Brown
Director, Department of Consumer Affairs

Stephen P. Sands
Registrar, Contractors State License Board

Table of Contents

Asbestos

Introduction	1
Warning to do-it-yourselfers	1
What is asbestos?	2

Asbestos and Health

Why should I be concerned about asbestos?	3
How does exposure to asbestos occur?	3
How will asbestos affect my health?	4
Can medical tests determine whether my exposure to asbestos has been harmful?	5
Where does exposure to asbestos occur?	6

Asbestos in the Home

Vinyl floor tiles and vinyl sheet flooring	7
Patching compounds and textured paint	7
Ceilings	8
Stove insulation	8
Furnace insulation	9
Door gaskets	9
Pipe insulation	9
Wall and ceiling insulation	10
Appliances	10
Roofing, shingles, and siding	10
How will I know asbestos when I see it?	11

General Guidelines for Handling Products Containing Asbestos

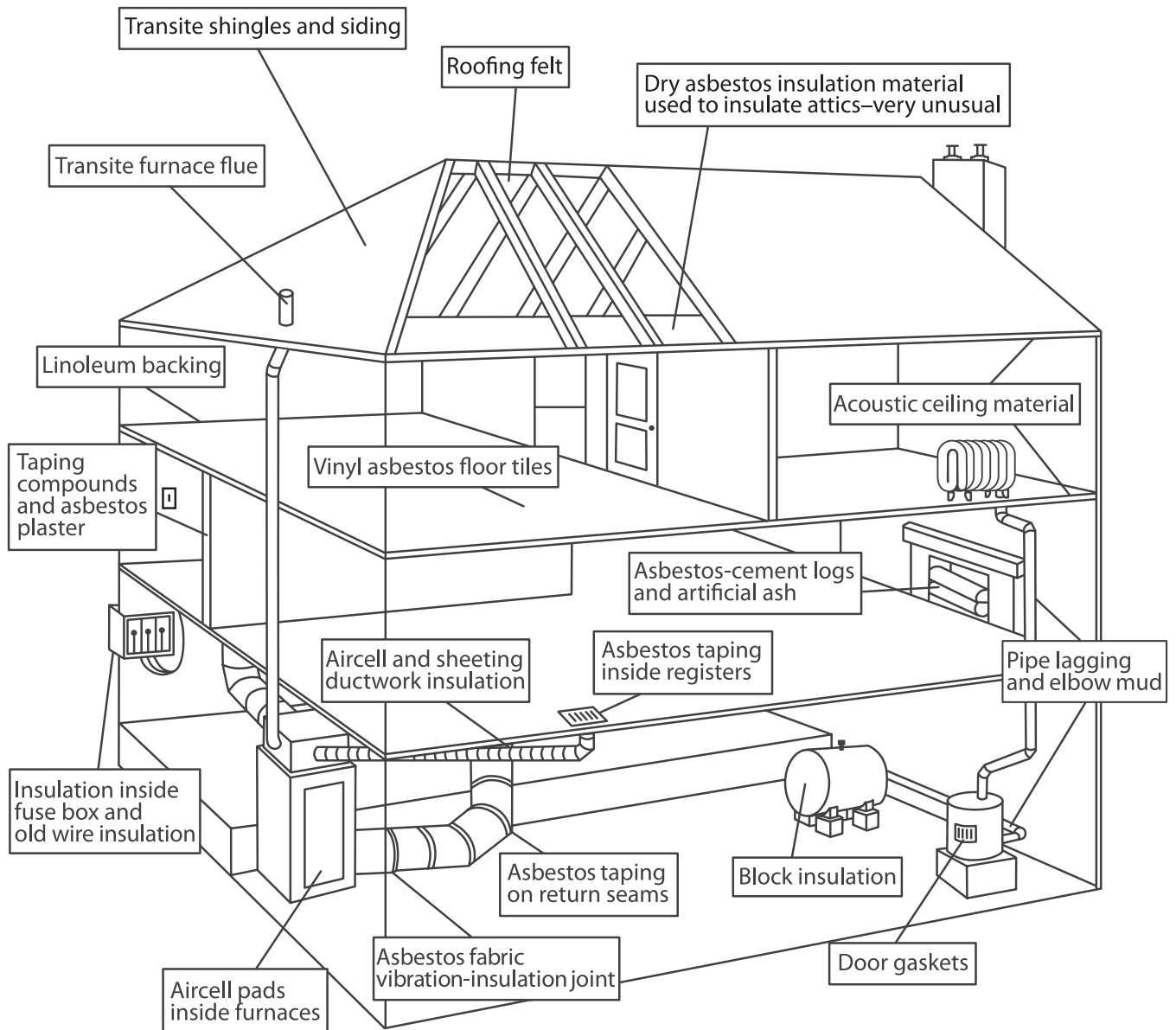
Disposal	14
Cleaning up	16

Choosing an Asbestos Contractor

Insurance and bonding	18
Documentation	18

Resources for Asbestos Information	21
---	----







Introduction

The California Contractors State License Board (CSLB) licenses and regulates contractors who are qualified to perform asbestos work in buildings. Additionally, the California Department of Industrial Relations' Division of Occupational Safety and Health (Cal/OSHA) registers all contractors who perform asbestos abatement work, and tests and certifies all asbestos consultants. **It is illegal for anyone to advertise for asbestos removal work unless they are state-certified. The contractor license number and the Cal/OSHA registration number must be included in any advertising.**

This booklet is designed to inform consumers about how to identify asbestos in buildings, prevent harmful exposure to the material, and explain the proper steps to take when contracting with a company to remove asbestos.

Warning to do-it-yourselfers

Asbestos abatement or removal does not require an asbestos certification if the total area involves less than 100 square feet. However, the job is just as risky to perform. In fact, Cal/OSHA regulates all asbestos handling, regardless of the setting. Even small amounts removed by a homeowner are regulated and must follow strict transportation and disposal requirements.

Carefully review the following information so you can make informed decisions to best protect your safety and health when handling asbestos. Much of the information covers the specialized skills and equipment that registered and certified asbestos abatement contractors are required to use.

When you hire a licensed contractor, make sure the individual has all of the appropriate abatement tools, training, licensing, and certification necessary to comply with state law so you are not inadvertently exposed to asbestos fibers. If you select to remove the asbestos yourself, be sure to take all necessary precautions and use protective breathing equipment.

Free information about hiring contractors is available on CSLB's website, www.cslb.ca.gov, or by calling the toll-free number: 800.321.CSLB (2752). The

publications “What You Should Know Before Hiring a Contractor” and “Asbestos: A Contractor’s Guide and Open Book Examination” also provide helpful information (See page 21 for additional resources).

What is asbestos?

Asbestos is a mineral fiber that has been used extensively in the construction and manufacturing industries, and also can be found occurring naturally in soil. Nearly every building contains some form of asbestos. Its wide use is due to its special heat and chemical-resistant nature and its durability. It has been used in wall insulation; paint; sprayed- or troweled-on surfacing materials; ceiling and flooring materials; pipe, boiler, and duct insulations; cement filler; and a variety of other products.



Nearly every building contains some form of asbestos.



Asbestos and Health

Why should I be concerned about asbestos?

Asbestos is classified as a known human carcinogen (cancer-causing-substance) by state, federal and international agencies. Several types of disease can result from exposure to asbestos. In fact, inhalation of asbestos fibers can be deadly, although it may not become apparent for years after exposure. Even short-term exposure to asbestos can be harmful. For example, family members of asbestos workers have contracted disease from exposure to asbestos fibers on the workers' clothing. Authorities believe there is no safe level of exposure, although the higher the exposure to asbestos, the higher the risk of disease.

How does exposure to asbestos occur?

Asbestos that may be crumbled by hand pressure is called "friable" asbestos. Material containing friable asbestos is hazardous because asbestos fibers are easily released into the air by impact and deterioration.

Some asbestos is bound with other materials in products such as roofing shingles or vinyl-asbestos floor tiles. In these products, asbestos fiber is not released as easily. However, fibers in bound asbestos may be released when the material is cut, drilled, scraped, or sanded, or when it is badly deteriorated.

Exposure to asbestos occurs when asbestos fibers of various sizes are released into the air and are inhaled. The smaller fibers can remain in the air for long periods of time. These fibers are so small that they are only visible with a microscope. In fact, it takes 600 asbestos fibers bundled together to equal the thickness of a human hair. Some of the large fibers may lodge in the nose, but the smaller ones travel through the upper airways and become embedded in the lungs. The body has no effective mechanism for removing these fibers.

How will asbestos affect my health?

Exposure to asbestos may cause several types of serious diseases, including the following:

- **Asbestosis**

Asbestosis is a non-cancerous lung disease that occurs when asbestos fibers become lodged in the lungs, irritating the lung tissues and inflaming the small air tubes and sacs in the lungs. As the inflammation heals, permanent scar tissue (called fibrosis) remains. The scarring will cause shortness of breath, which grows worse over time, even after exposure ceases. Eventually, it may be impossible for the victim to inhale enough air, and heart failure may result. What we know about the relationship between exposure to asbestos and asbestosis has been obtained from studies of people who were heavily exposed.

Usually, asbestosis is found in people who have been exposed to asbestos over a long period of time. The disease is much less likely to occur if proper precautions, such as those described in this booklet, are taken.

There is no cure for asbestosis.

- **Lung cancer**

Lung cancer is five times more common in people exposed to asbestos than in individuals who have not been exposed. Early symptoms are coughing, chest pain, and coughing up blood. Smoking greatly increases the risk of developing lung cancer from exposure to asbestos. A smoker who is heavily exposed to asbestos is 30 to 90 times more likely to develop lung cancer than a nonsmoker. However, as with asbestosis, proper precautions can help to reduce the risk of contracting asbestos-related lung cancer. While this disease usually is incurable, if the cancer is detected early, it may be surgically treated.

- **Mesothelioma**

Mesothelioma is an extremely rare and deadly form of cancer that is almost always caused by exposure to asbestos. It is truly an "asbestos cancer," and may result from relatively light exposure to asbestos.

This cancer occurs in the lining of the chest and abdomen. Early symptoms are shortness of breath, or pain in the chest or abdomen. Mesothelioma would be expected to occur in only one out of 100,000 people not exposed to asbestos,

but one study found that 10 of the 124 deaths of asbestos insulation workers were caused by mesothelioma. This disease is incurable, and most of the victims die within the first year of diagnosis.

- **Other cancers**

Exposure to asbestos also is thought to result in cancers of the esophagus, stomach, colon, rectum, and gastrointestinal tract. These diseases may be caused by the victim swallowing some of the longer asbestos fibers that have been caught in the upper air passages. The fibers are then carried to the throat in mucus.

The risk of developing these diseases

The likelihood of developing asbestos-related disease depends on the amount of asbestos to which you are exposed, the length of time, and the number of times you are exposed. The greater the total exposure, the greater the chance you will become ill.

However, many experts believe that there is no safe exposure level. Some shipyard workers who were exposed to asbestos only a few weeks during World War II developed asbestos-related disease in the 1960s. Workers in the construction, renovation, and demolition trades who encounter asbestos on the job are among the higher risk groups. The best way to protect your health and the health of your family is to limit exposure as much as possible.

Disease usually does not show up for 15 to 40 years after exposure.

The best way to protect your health and the health of your family is to limit exposure as much as possible.

Can medical tests determine whether my exposure to asbestos has been harmful?

Anyone frequently exposed to asbestos on the job should see a doctor regularly to determine whether there are signs of asbestos-related disease and to discuss protective measures. The worker should discuss his or her work history, and the exam should include a complete medical history, a chest X-ray, a lung function test, and a stool sample.

For more information concerning the health hazards of asbestos, contact the American Lung Association (See page 23).

(See the Resources for Asbestos Information on page 21.)

Where does exposure to asbestos occur?

Exposure to asbestos can occur in a number of construction- and home improvement-related operations. Even if a homeowner or contractor is working with less than 100 square feet of surface area of asbestos-containing material, exposure may occur.

For example:

- When remodeling a home, if you cut a small ceiling section to add a stairway, room addition, or a porch, you may disturb sprayed-on asbestos insulation;
- While replacing plumbing pipes during a minor renovation, you may be exposed to deteriorated asbestos-containing pipe covering; or
- When cutting through asbestos shingle siding to insulate a wall, you may be exposed to insulation fibers.

Regardless of the size of the job, check first to determine if asbestos fibers are in the air. Certified asbestos consultants are available to help identify the presence of asbestos and the precautions needed to protect yourself. Their services, including a sample collection and analysis, may cost around \$200.

Remember, unless it is explicitly labeled, no one can tell just by looking whether asbestos is present in the material you encounter. If it is, you, your family, and any workers involved in the job must be protected.

The protections and procedures discussed later in this booklet are required by law to help protect your health.



Exposure to asbestos can occur in a number of construction- and home improvement-related operations.



Asbestos in the Home

Asbestos is used as a building product in many areas of a home. Following are some examples.

Vinyl floor tiles and vinyl sheet flooring

Asbestos has been added to some vinyl tiles to strengthen them. It also is present in the backing of some vinyl sheet flooring and in the adhesives used to place the flooring. While the asbestos is bound into the vinyl or backing, fibers can be released if the tiles are sanded or seriously damaged, if the backing on the sheet flooring is dry-scraped or sanded, or if the tiles are severely worn or cut to fit into place.

When replacement or repair becomes necessary, follow the guidelines provided on page 13 of this booklet. Tiles should be handled as little as possible. Avoid sanding or otherwise damaging them. A safe and recommended alternative is to place new flooring material directly over the old tiles or sheet.

Patching compounds and textured paint

In 1977, the federal Consumer Product Safety Commission banned patching compounds that contain asbestos. Some wall and ceiling joints may be patched with asbestos-containing material manufactured before 1977. If the material is in good condition, it is best to leave it alone. Sanding and scraping will release asbestos fibers. If it is in poor condition, or if the wall or ceiling needs to be removed or repaired, follow the guidelines on page 13.

Some textured paint sold before 1978 contained asbestos. As with patching compounds, textured paint is best left alone if undamaged. You should avoid sanding or cutting a textured paint surface that may contain asbestos.

Ceilings

Many buildings built or remodeled between 1945 and 1978 may contain a crumbly, asbestos-containing material that has been either sprayed or troweled onto the ceiling or walls. If the material is in good condition, it is best to leave it alone. If the material appears damaged, you may have it tested to see if it contains asbestos. If it does, you can then have it repaired or removed.

If possible, contact the builder or contractor who applied the ceiling coating to determine whether asbestos-containing material was used. This may be difficult to do in older homes. If you discover that it contains asbestos and you decide that it is necessary to remove it, follow the guidelines on page 13. As with other similar tasks dealing with removal of asbestos, a trained, certified, and registered asbestos abatement and removal contractor is the professional best equipped to do the job.

Stove insulation

Asbestos-containing cement sheets, millboard, and paper have been used frequently in homes with wood-burning stoves. These asbestos-containing materials are used as thermal insulation to protect the floor and walls around the stoves. Cement sheets may have a label indicating that they contain asbestos.

The cement sheet material probably will not release asbestos fibers unless scraped. This sheet material may be coated with a high-temperature paint, which will help seal any asbestos into the material.

Asbestos paper or millboard also are used for this type of thermal insulation. The possibility of asbestos fibers being released from these materials increases when they are placed in areas subject to exposure and wear. Damage or misuse of the insulating material by sanding, drilling, or sawing also will release asbestos fibers.

Furnace insulation

Oil, coal, or wood furnaces with asbestos-containing insulation and cement may be found in some older homes. Updating the system to oil, gas, or electricity can result in removal or damage to the old insulation.

If the insulation on or around your furnace is in good condition, it is best to leave it alone. If the insulation is in poor condition, or pieces are breaking off, you may want to consider having it repaired or removed. First find out if the insulation contains asbestos (see page 11); if it does, follow the guidelines on page 13.

Door gaskets

Some door gaskets in furnaces, ovens, and wood and coal stoves may contain asbestos. The asbestos-containing door gaskets on wood and coal-burning stoves are subject to wear and can release asbestos fibers under normal-use conditions. Handle the asbestos-containing material as little as possible, following the guidelines on page 13.

Pipe insulation

Hot water and steam pipes in some older homes may be covered with an asbestos-containing material primarily for reducing heat loss and for protecting nearby surfaces from the hot pipes. Pipes also may be wrapped in an asbestos "blanket" or asbestos paper tape. Asbestos-containing insulation also has been used on furnace ducts. Most asbestos pipe insulation in homes is pre-formed to fit around various diameter pipes. This type of asbestos-containing material was manufactured from 1920 to 1972.

If you have damaged insulation around pipes or boilers, the best current recommendation is to leave the insulation in place and repair the protective covering. In many circumstances, this is the best way to minimize potential exposure to asbestos. For example, small holes in pipe covering may be filled with caulk or spackle and then covered with fire-resistant fiberglass cloth or scrim cloth pipe wrap. (These materials may not be readily available at most hardware stores.) If the damaged area is easily accessible and does not involve a substantial amount of exposure, you may use heat-resistant duct tape to carefully seal the damaged area.

Wall and ceiling insulation

Homes constructed between 1930 and 1950 may contain insulation made with asbestos. Insulation that contains asbestos may be found inside the walls or ceiling, “sandwiched” between plaster walls, as well as blown-in or loose-fill insulation. Renovation and home improvements may expose and disturb the materials. In cases of major disruption of asbestos-containing material, it is especially important to use a trained asbestos contractor.

Appliances

Some appliances are, or have been, manufactured with asbestos-containing parts or components. The Consumer Product Safety Commission tries to identify household appliances that could release asbestos fibers during use. The commission has reviewed information on the use of asbestos-containing parts in toasters, popcorn poppers, boilers, slow cookers, dishwashers, refrigerators, ovens, ranges, clothes dryers, and electric blankets. There has been a general decline in the use of asbestos in these appliances in recent years. When asbestos is used, it is in parts that probably will not result in the release of asbestos fibers during use. It is unlikely that asbestos components in these appliances present a significant health risk from release of asbestos fibers.

Hair dryers with asbestos-containing heat shields are one notable exception. Manufacturers voluntarily recalled such hair dryers in 1979. Laboratory tests of most hair dryers showed that asbestos fibers were released during use. Current production hair dryer models do not contain asbestos heat shields.

If you are concerned about asbestos in an appliance, do not repair it yourself. Instead, have it repaired by a qualified technician.

Roofing, shingles, and siding

Some roofing shingles, siding shingles, and sheets have been manufactured with asbestos, using Portland cement as a binder. Since these products already are placed and outdoors, there is little risk to human health. However, if the siding is worn or damaged, you may spray-paint it to help seal the fibers.

You should avoid disturbing these products if they already are part of your home. Unless roofing must be replaced as a result of normal wear, it is wiser to simply leave it in place.

How will I know asbestos when I see it?

Before you undertake any project in which you suspect the presence of asbestos, you first should try to determine whether the material contains asbestos. Avoid disturbing the material if at all possible. If you cannot determine from a label, the installer, or the manufacturer whether the material contains asbestos, it is best to assume that the product *does* contain asbestos.


People who frequently have worked with asbestos material (such as plumbers, building contractors, and heating contractors) often can make a reasonable preliminary judgment about products that contain asbestos, based on a visual inspection. However, proper sampling and testing are necessary to confirm the presence of asbestos.

In some cases, you may want to have the material analyzed. Such analysis may be desirable if you have a large area of damaged material or if you are preparing a major renovation that will expose material contained behind a wall or other barrier.

More than one sample ought to be used to ensure accurate analysis. Use a lab certified to perform asbestos analysis that uses state-of-the-art technology, which may include polarized light microscopy, or the more sensitive transmissible electron microscopy (TEM). You should look for a lab that is able to positively identify collected dust samples as asbestos. A list of certified test labs can be obtained from the National Institute for Standards and Technology (see page 23 for additional resource information).

Proper sampling and testing are necessary to confirm the presence of asbestos.





Asbestos is a known cancer-causing agent and should only be removed by a registered asbestos abatement contractor. 🏠



General Guidelines for Handling Products Containing Asbestos

Asbestos is a known cancer-causing agent and should only be removed by a registered asbestos abatement contractor.

Follow these basic precautions when working with asbestos:

- Do not disturb any material you think may contain asbestos unless you have to. Removal of the material is usually the last alternative.
- Seal off the work area from the rest of the building. You may use plastic sheeting and duct tape. Take great care not to track asbestos dust into other areas of the residence.
- Always wear a certified respirator appropriate for the specific asbestos activity. Wear gloves, a hat, and other protective clothing. If possible, dispose of all of this equipment immediately after using it (see page 14). If you cannot dispose of your clothing, these work clothes must be washed separately from the family's wash. The person doing the laundry should be informed about proper procedures to prevent the release of asbestos fibers.
- When working with asbestos-containing material, wet it with a hand sprayer. The sprayer should provide a fine mist, and the material should be thoroughly dampened, but not dripping wet. Wet fibers do not float in the air as readily as dry fibers and will be easier to clean up. The addition of a small amount (about a teaspoon to a quart of water) of a low-sudsing dish or laundry detergent will improve the penetration of the water into the material and reduce the amount of water needed.
- If you must drill or cut an asbestos-containing material, do the drilling or cutting outside, if possible. Wet the material first (according to instructions above).
- If you must remove the material, avoid breaking it into small pieces. While it is easier to remove and handle small pieces, you are more likely to release asbestos fibers if the material is broken into small pieces. Pipe insulation was usually installed in pre-formed blocks; remove these in complete pieces.
- Refer to the section dealing with **Disposal** on page 14 of this booklet to learn how to properly complete the job.

- Please refer to the Asbestos in Construction Standard (Title 8 California Code of Regulations, section 1529) for specific information on how asbestos-containing building materials must be handled. Visit www.oal.ca.gov for more information.

If you think that a material contains asbestos, and you have to handle it, do so very carefully. Special precautions should be taken while removing exposed or damaged asbestos-containing material. If possible, find a contractor trained in safe procedures for handling asbestos (such as a contractor familiar with removal of asbestos ceilings in schools). Always keep the following precautions in mind:

Special precautions should be taken while removing exposed or damaged asbestos-containing material.

- Do not dust, sweep, or vacuum particles suspected of containing asbestos.
This will disturb tiny asbestos fibers and may make them airborne.
- Fibers are so small that they cannot be seen. If you attempt to use a conventional home or shop vacuum cleaner, you are likely to do more harm than good. Asbestos fibers are so small that they can pass through normal vacuum cleaner filters and be propelled back into the air.
- Dust should be removed by a wet-mopping procedure or by specially designed "HEPA" vacuum cleaners used by trained asbestos contractors.

Disposal

Unless otherwise provided for in a contract, the asbestos wastes generated by you or a contractor performing abatement and removal work are the property of the building or home owner. **It is the legal responsibility of the owner to properly package, transport, and dispose of the wastes without posing any unnecessary risk to public health.**

The California Department of Toxic Substances Control has classified friable asbestos waste, which is asbestos that can be reduced to a powder or dust with hand pressure when dry, as a hazardous waste material.

This asbestos waste must be handled and transported in one of the following ways:

- In sealed, nonreturnable containers (for example, double plastic bags of 6-mil thickness, cartons, drums, or cans) from which fibers cannot escape. Waste

within the container should be wetted to prevent fibers from blowing into the air in case the container is broken; or

- In closed vehicles (for example, covered drop boxes or canvas-covered truck boxes) if wastes are too bulky to enclose in sealed containers, and provided the wastes are wetted to prevent blowing dust.

Asbestos wastes totaling more than five gallons in volume or more than 50 pounds must be transported by a registered hazardous waste hauler to an approved treatment, storage, or disposal facility. Persons generating and transporting less than five gallons or 50 pounds of a hazardous waste to a permitted hazardous waste facility are exempt from this requirement upon meeting **all** of the following conditions pursuant to Health and Safety Code section 25163(c).

- The hazardous wastes are transported in closed containers and packed in a manner that prevents the containers from tipping, spilling, or breaking during transporting;
- Different hazardous waste materials are not mixed within a container during the transporting;
- If the waste is extremely or acutely hazardous, it was not generated in the course of any business, and is not more than 2.2 pounds;
- The person transporting the hazardous waste is the producer of that hazardous waste, and the person produces no more than 220 lbs. of hazardous waste in any month; and
- The person transporting the hazardous waste does not accumulate more than a total of 2,200 lbs. of hazardous waste on-site at any one time.

Caution labels are required on containers or drop boxes and must be in conspicuous, legible lettering that spells out the following or equivalent warning:

- **CONTAINS ASBESTOS FIBERS**
- **AVOID CREATING DUST**
- **BREATHING ASBESTOS DUST MAY CAUSE SERIOUS BODILY HARM**

The Department of Transportation does not require you to place cautionary signs on transport vehicles.

Contact your local health department for information about local landfill facilities capable of receiving the asbestos waste.

Cleaning up

Wetting helps reduce the chance of fibers becoming airborne. After you finish removing the material, thoroughly clean the area with wet mops, wet rags, or sponges.

Repeat the cleaning procedure a second time. See that no asbestos material is tracked into other areas. If possible, dispose of the mop heads, rags, and sponges in the trash bags with the removed materials. Otherwise, vigorously flush the mop, rag, or sponge in running water in a sink or basin with a drain. Make sure to completely rinse both the utensil and the basin.

If you are going to have work done by a contractor, discuss these guidelines and other steps to minimize asbestos exposure.



Choosing an Asbestos Contractor

Your selection of a contractor to remove, encapsulate or enclose asbestos in your home is a very important decision. The effort you put into a thorough screening and evaluation to choose the right contractor is probably the most important task you will undertake to make sure your asbestos abatement project is successful. You should make this decision only after you:

- Get bids from a minimum of three different qualified and licensed contractors;
- Clearly define the parameters of the project and your expectations to each bidding contractor so that he or she knows how to bid. Beware of any bid that is substantially lower than the other bids—this may be an indication that the contractor takes short cuts at the expense of safety;
- Ask each contractor for references that you can contact to learn about the quality of the contractor's previous work;
- Request a work plan that details procedures and project schedules. This helps determine whether the contractor you are considering fully understands and can handle the project. Obtain a written commitment for full-time, on-site project supervision and make sure the project supervisor's training certification document is included in bid documents;
- Select a contractor who has a comprehensive employee training program.
- Select a Certified Asbestos Consultant (CAC) to provide oversight and conduct final clearance monitoring. Contractors cannot provide the homeowner with clearance monitoring of their own work, as that would be a conflict of interest.

Call the Contractors State License Board

For additional information, contact the Contractors State License Board and request a free copy of "What You Should Know Before Hiring a Contractor." This brochure also is available at www.cslb.ca.gov.

A current list of licensed specialty contractors certified (pursuant to Business and Professions Code section 7058.5) to engage in asbestos-related work and registered (pursuant to Labor Code section 6501.5) may be obtained by sending a self-addressed mailing label to:

Contractors State License Board
P.O. Box 26000
Sacramento, CA 95826

- Make sure the contractor you are considering has a valid, current contractor license and certificate for asbestos abatement work and a current and valid license bond. This information is available at www.cslb.ca.gov or by calling 800.321.CSLB (2752).

Contact Cal/OSHA to:

- Make sure the contractor has current registration as an asbestos abatement contractor at www.dir.ca.gov or 510.286.7362.

Insurance and bonding

Your contractor should have general liability as well as asbestos-specific coverage. Make sure there are no exclusions.

Establish whether your contractor has “occurrence-type” insurance, rather than “claims-made” insurance. “Occurrence” coverage begins when the policy is instituted by the contractor and provides that claims may be filed against an asbestos contractor for damages for an indefinite period of time after the exposure occurred. Although more difficult to obtain, this insurance provides maximum protection long after an individual’s exposure, to insure against future claims.

With a “claims-made” insurance policy, the contractor only is covered for claims filed during the period the policy is in force. If the contractor changes insurance companies or ceases doing business as an asbestos abatement contractor, under the terms of a claims-made policy, you may have nowhere to turn for insurance compensation for damages arising out of an exposure to asbestos caused by your contractor.

A performance and completion bond is an equally important selection criterion. The funds guaranteed by this kind of bond provide for the satisfactory completion of the project or cash settlement up to the limit of the value of the bond, even if the contractor’s insurance is canceled or if the contractor fails to perform on the contract. Be sure that specific details and coverages are included in the bid package.

Documentation

Demand that the contractor provide the following documentation:


- Copies of required notification materials for the Environmental Protection Agency (EPA) and California Occupational Safety and Health Administration (Cal/OSHA);

- Job site log-in sheets;
- Monitoring reports for air and personnel;
- Accident reports;
- Hauling and disposal information and permits as required; and
- Final air-monitoring report, which should be provided by the Certified Asbestos Consultant.

Experts agree that the proper selection of an asbestos abatement contractor can take a lot of effort and time on the part of the consumer. However, the complex nature of asbestos treatment, and the dire effects that can occur if it is mishandled, make the contractor selection process all the more important.

Be sure that specific details and insurance coverages are included in the bid package.





The effort you put into a thorough screening and evaluation to choose the right contractor is probably the most important task you will undertake to make sure your asbestos abatement project is successful. 🏠



Resources for Asbestos Information

Abatement Certification

California Contractors State License Board (CSLB)
www.cslb.ca.gov/GeneralInformation/Library/FormsAndApplications.asp#APPASB
800.321.CSLB (2752) or 916.255.3900

California Division of Occupational Safety and Health (Cal/OSHA)
Asbestos Consultant Certification and Training Approval Unit
www.dir.ca.gov/dosh/asbestostraining.html
916.574.2993

Accreditation for Abatement Work in Schools

Environmental Protection Agency (EPA) Regional Asbestos Coordinator
www2.epa.gov/asbestos
www2.epa.gov/asbestos/school-buildings#requirements
415.947.8000

In Schools—Demolition and Renovation Work

National Emission Standards for Hazardous Air Pollutants
(NESHAPS)
www2.epa.gov/asbestos/school-buildings
www.epa.gov/iaq/schooldesign/renovation.html

In Public Buildings/Labs

NESHAPS
www2.epa.gov/asbestos

Air and Toxics

Environmental Protection Agency (EPA) Public Information Center
www.epa.gov/region9
415.947.8000

Air Monitoring

National Institute for Occupational Safety and Health (NIOSH)
www.cdc.gov/niosh
www.cdc.gov/niosh/topics/indoorenv/
800.232.4636

EPA Public Information Center, Region 9 (AZ, CA, HI, NV)
www.epa.gov/region9/air/r9airnow.html
415.947.8000

Commercial and Public Buildings

Cal/OSHA Consultation Service
www.dir.ca.gov/dosh/consultation_offices.html
800.963.9424

EPA Regional Asbestos Coordinator, Region 9 (AZ, CA, HI, NV)
www.epa.gov/region9
415.947.8000

Demolition/Renovation

Contact your local Air Pollution Control District for information regarding the National Emission Standards. For additional help contact:

Environmental Protection Agency
www2.epa.gov/asbestos
www.epa.gov/region4/air/asbestos/demolish.htm
www.epa.gov/asbestos/protect-your-family.html
Region 9 (AZ, CA, HI, NV)
415.947.8000

NESHAPS
www.epa.gov/compliance/monitoring/programs/caa/neshaps.html

Disposal Procedures and Sites

Environmental Protection Agency
www2.epa.gov/asbestos/protect-your-family#whattodo

Department of Toxic Substances Control
Generator ID Information
www.dtsc.ca.gov/PublicationsForms/upload/OAD_EPA_ID_FS.pdf
800.618.6942

Regional Assistance Officer
www.dtsc.ca.gov/ContactDtsc/Regulatory-Assistance-Officers.cfm
800.728.6942



Your contractor should have general liability as well as asbestos-specific policies.

Water Resources Control Board
www.swrcb.ca.gov
916.341.5254 or 916.341.5455

**EPA Requirements and the National Emission Standards
for Hazardous Air Pollutants (NESHAPS)**

EPA Public Information Center, Region 9 (AZ, CA, HI, NV)
www.epa.gov/region9
415.947.8000

NESHAPS
www.epa.gov/compliance/monitoring/programs/caa/neshaps.html

Health Risks and Disease

For the nearest Lung Association office consult your telephone directory or call:
American Lung Association
www.lung.org
800.LUNG.USA (5864-872)

Laboratories that Analyze Samples

American Industrial Hygiene Association
www.aiha.org
703.849.8888

National Institute of Standards and Technology (NIST)
www.nist.gov
301.975.4016

Land Disposal Fee and Tax

Board of Equalization (BOE) taxpayer number
www.boe.ca.gov/sptaxprog/haz_sub_tax_dis_fee.htm
800.400.7115

Local Air Quality Agency

See your local phone directory—listed under “Air Quality” or “Air Pollution Control.”

Air Resources Board
www.arb.ca.gov/capcoa/roster.htm
800.242.4450

Overexposure to Asbestos (to report)

Contact the local district office of Cal/OSHA listed in your telephone directory.

Cal/OSHA
www.dir.ca.gov/dosh/etools/08-019/EP08-019Require.pdf
916.574.2993

Products Containing Asbestos

Contact the local district office of Cal/OSHA listed in your telephone directory.

Cal/OSHA
www.dir.ca.gov/dosh/acru/acruinfo.htm
916.574.2993

Environmental Protection Agency
www2.epa.gov/asbestos

Protective Clothing, Respirators, and Respiratory Protection Requirements

Contact the local district office of Cal/OSHA listed in your telephone directory.

Department of Industrial Relations, Division of Occupational Safety and Health
www.dir.ca.gov/dosh/dosh_publications/respiratory.pdf
916.574.2993

Environmental Protection Agency
www2.epa.gov/asbestos

Registration of Work Involving Asbestos

Division of Occupational Safety and Health (DOSH)
Asbestos Contractor Registration Unit
www.dir.ca.gov/dosh/acru/acruregistration.htm
510.286.7862

Sealants for Encapsulation

EPA Regional Asbestos Coordinator
www.epa.gov/region4/air/asbestos/racs4.htm
415.947.4168

Standards

Cal/OSHA
www.dir.ca.gov/occupational_safety.html
916.574.2993

Federal OSHA
www.osha.gov
www.osha.gov/SLTC/asbestos/construction.html
www.osha.gov/Publications/osha3095.pdf
www.osha.gov/OshDoc/data_AsbestosFacts/asbestos-factsheet.pdf
202.693.1999

Suspected Asbestos Problem

Contact the local district office of Cal/OSHA listed in your telephone directory.
For additional assistance, contact:

EPA Public Information Center
www.epa.gov/region9
415.947.8000

Temporary Worksites

Contact the local district office of Cal/OSHA listed in your telephone directory.

Department of Industrial Relations
www.dir.ca.gov/dosh/acru/acruinfo.htm

Training and Continuing Education (EPA-required)

EPA Public Information Center
www.epa.gov/region9
415.947.8000

Department of Industrial Relations
www.dir.ca.gov/dosh/asbestos.html

CSLB
www.cslb.ca.gov
800.321.CSLB (2752) or 916.255.3900

Waste Manifests and Identification Numbers

For information about manifests and identification numbers, to issue temporary or emergency ID numbers, or to obtain an application, contact:

Department of Toxic Substances Control
www.dtsc.ca.gov/IDManifest/Manifests.cfm
800.698.6942 or 916.324.1781

Work Practices

Cal/OSHA
www.dir.ca.gov/dosh/acru/acruinfo.htm
www.dir.ca.gov/dosh/dosh_publications/osha_userguide.pdf
916.574.2993

Federal OSHA
www.osha.gov/workers.html
202.693.1999

Work/Workforce Safety

National Institute for Occupational Safety and Health
www.cdc.gov/niosh/topics/asbestos/
800.356.4636

Environmental Protection Agency
www2.epa.gov/asbestos
www2.epa.gov/asbestos/safe-work-practices

Additional Consumer Information

U.S. Consumer Product Safety Commission (CPSC)
www.cpsc.gov
800.638.2772

DISCLAIMER

This publication is designed to inform consumers about proper handling of asbestos and is believed to be accurate at the time of its publication.

The Contractors State License Board, the Department of Consumer Affairs, and the State of California assume no responsibility for any damage that may arise from any action that is based on information found in this publication. Questions regarding civil law and the civil court system should be addressed by an attorney.



www.cslb.ca.gov





CONTRACTORS STATE LICENSE BOARD

P.O. Box 26000
Sacramento, CA 95826-0026
800.321.CSLB (2752)

www.cslb.ca.gov • CheckTheLicenseFirst.com • SeniorScamStopper.com

13P-012/0613