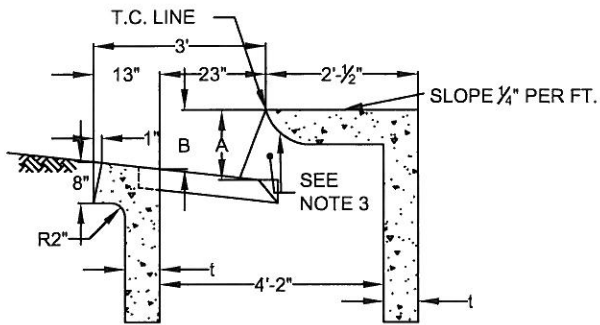
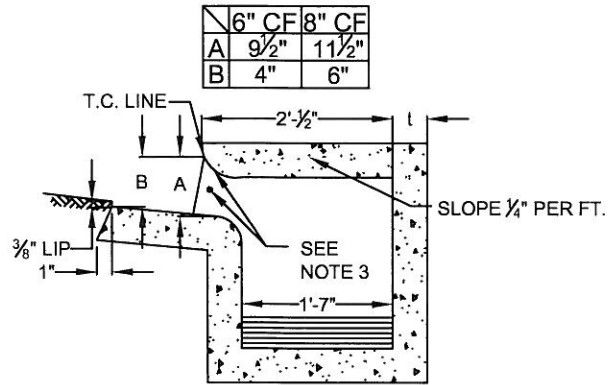


PLAN-LOCAL DEPRESSION



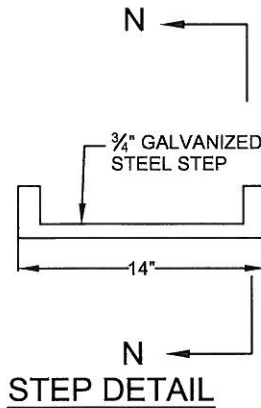
SECTION "G-G"



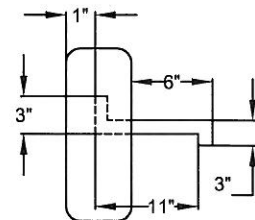
SECTION "C-C"

NOTES:

1. SEE STANDARD PLAN 212 FOR WALL AND FLOOR REINFORCEMENT.
2. STEPS SHALL BE SPACED 12" APART. THE TOP STEP SHALL BE 7" BELOW THE TOP OF GRATE AND PROJECT 2 1/2". ALL OTHER STEPS SHALL PROJECT 5".
3. SEE STANDARD PLAN 210 AND 211 FOR DETAILS ON PROTECTION BAR AND FACE PLATE.




STEP DETAIL



CROSS SECTION "N-N"



APPROVED BY:

 11/23/09
 CITY ENGINEER DATE
 KIP D. FIELD

CITY OF CORONA

**CATCH BASIN TYPE "C"
 GRATE INLET & DETAIL**

REVISION	DESCRIPTION	BY	DATE
----------	-------------	----	------

STANDARD PLAN NUMBER: **207** SHT 1 OF 1