

TYPICAL LOT FINISH GRADING

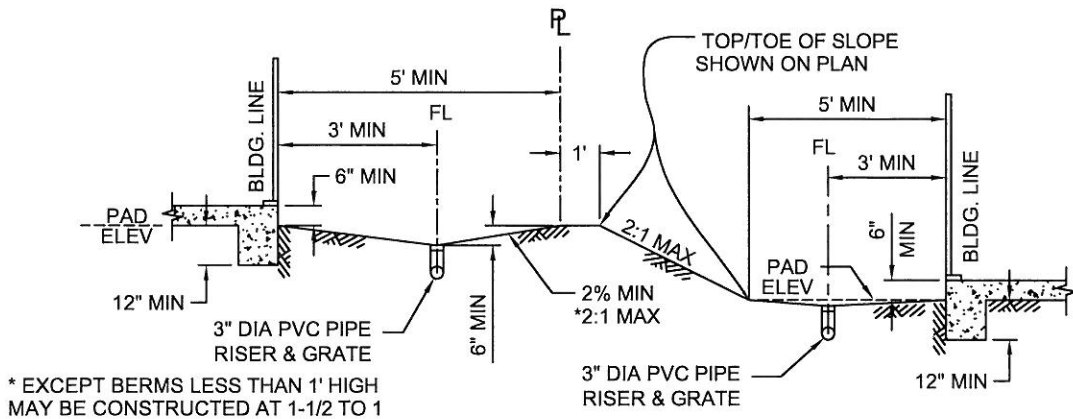
NOTES:

1. BACKYARD SWALE TO BE GRADED AT 1.0% MIN.
2. HIGHPOINT SHALL BE LOCATED IN BACKYARD 15' FROM HOUSE. HIGHPOINT ELEVATION SHALL BE 0.30', BELOW PAD ELEVATION OR 0.80' BELOW FINISH FLOOR ELEV.
3. SEE NEXT PAGE OF THIS STANDARD FOR SECTION DETAILS AND ADDITIONAL INFORMATION.
4. A 3" DIAMETER DRAINAGE PIPE AND AREA DRAINS MUST BE USED TO CONVEY DRAINAGE TO THE STREET. (1% MIN PIPE SLOPE)
5. SEE CITY STANDARD 202 FOR UNDER SIDEWALK CURB DRAIN.
6. SEE CITY STANDARD 128 FOR DRIVEWAY APPROACHES.
7. PROVIDE (2) 3" DIA. PVC SLEEVE WITH CAPS AT EACH END BELOW DRIVEWAY 10' FROM FACE OF GARAGE.

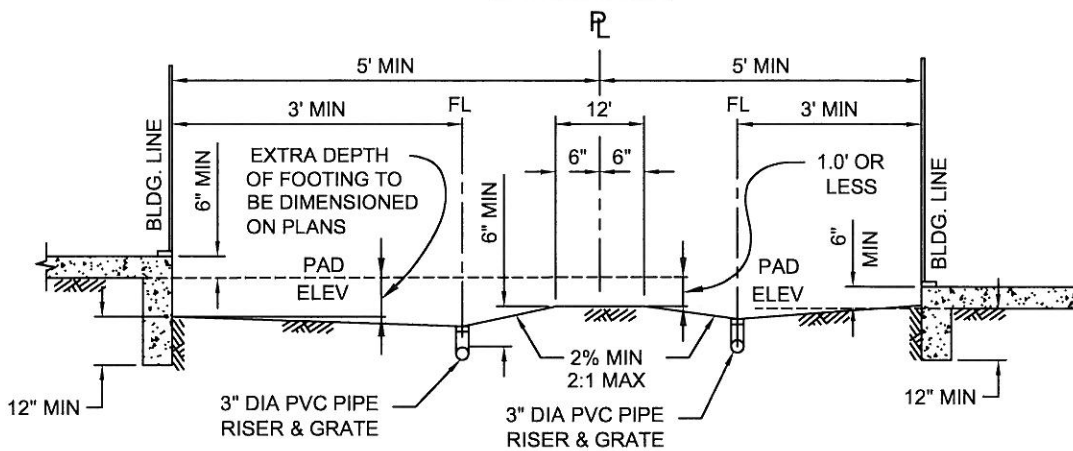


| | | | |
|---------------------|-------------|----------|------|
| APPROVED BY: | | | |
| <i>Kip D. Field</i> | | 11/23/09 | |
| CITY ENGINEER | | DATE | |
| KIP D. FIELD | | | |
| REVISION | DESCRIPTION | BY | DATE |
| | | | |

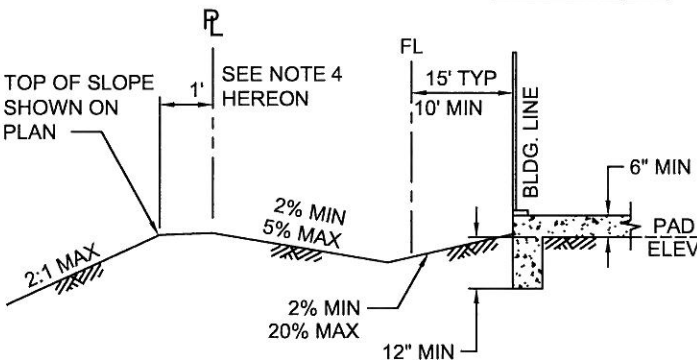
| | |
|----------------------------------|------------|
| CITY OF CORONA | |
| LOT GRADING (PIPE) | |
| STANDARD PLAN NUMBER: 217 | SHT 1 OF 2 |



SECTION "A"



SECTION "B"



SECTION "C"

TYPICAL REAR YARD GRADING

NOTES:

1. SECTION "A" APPLIES WHEN THE DIFFERENCE IN PAD ELEVATIONS EXCEEDS 1.0'.
2. SECTION "B" APPLIES WHEN THE DIFFERENCE IN PAD ELEVATIONS IS 1.0' OR LESS & THE EXTRA DEPTH OF FOOTING IS SHOWN ON THE GRADING & STRUCTURAL PLANS.
3. IN NO CASE SHALL THE SWALE FLOWLINE BE LOWER THAN THE BOTTOM OF FOOTING WITHIN 5' FROM BUILDING LINE.
4. PROVIDE 4' WIDE BY 1' HIGH BERM OR EQUIVALENT ALONG THE TOP OF ALL FILL SLOPES OVER 5' HIGH.



APPROVED BY:
Kip D. Field
 CITY ENGINEER
 KIP D. FIELD

11/23/09
 DATE

CITY OF CORONA

LOT GRADING
 (PIPE)

| REVISION | DESCRIPTION | BY | DATE |
|----------|-------------|----|------|
| | | | |

STANDARD PLAN NUMBER: 217 SHT 2 OF 2