


**TYPICAL LOT FINISH GRADING**

**NOTES:**

1. SWALES TO BE GRADED AT 1.5% MIN FOR SWALES LESS THAN 1.5% SEE STANDARD 217.
2. HIGHPOINT SHALL BE LOCATED IN BACKYARD 15' FROM HOUSE. HIGHPOINT ELEVATION SHALL BE 0.30', BELOW PAD ELEVATION OR 0.80' BELOW FINISH FLOOR ELEV.
3. SEE STANDARD 218 SHEET 2 FOR SECTION DETAILS AND ADDITIONAL INFORMATION.
4. IF SUFFICIENT SIDE YARD WIDTH IS NOT AVAILABLE TO ACCOMMODATE A GRADED SWALE AND CONCRETE WALKWAY/TRASH RECEPTACLE STORAGE PAD, THEN A DRAINAGE PIPE (3" DIA. MINIMUM) AND AREA DRAIN MUST BE USED TO CONVEY DRAINAGE TO THE STREET (SEE STD 217).
5. DEEPEENED FOOTING MAY BE REQUIRED (SEE 218 SHEET 2).
6. SEE CITY STANDARD 202 FOR UNDER SIDEWALK CURB DRAIN.
7. SEE CITY STANDARD 128 FOR DRIVEWAY

| REVISIONS: |        |         |
|------------|--------|---------|
| NO.        | DATE   | APPR'VD |
| 1          | 4-1-14 | MM      |
|            |        |         |
|            |        |         |
|            |        |         |

APPROVED BY:  
  
 11-23-09  
 CITY ENGINEER DATE  
 KIP D. FIELD  
 RCE NO. 45679 EXP. DATE 12-31-12

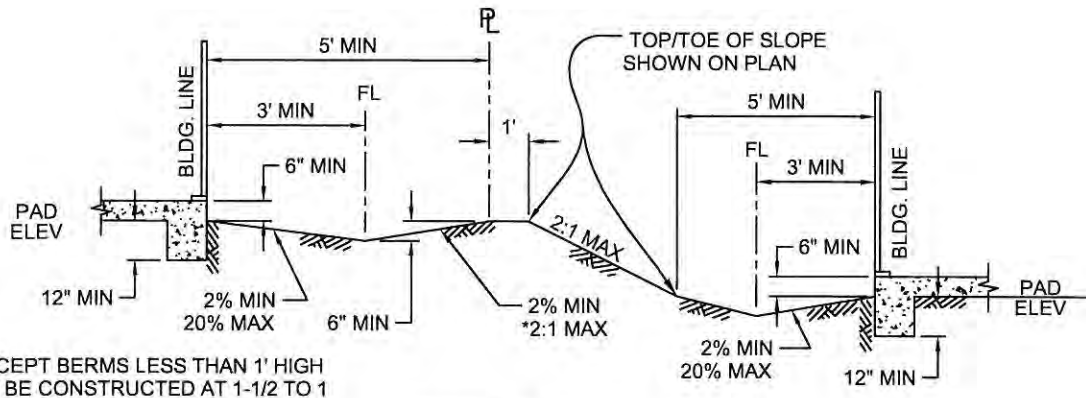
**CITY OF CORONA**

---

**LOT GRADING  
(SWALE)**

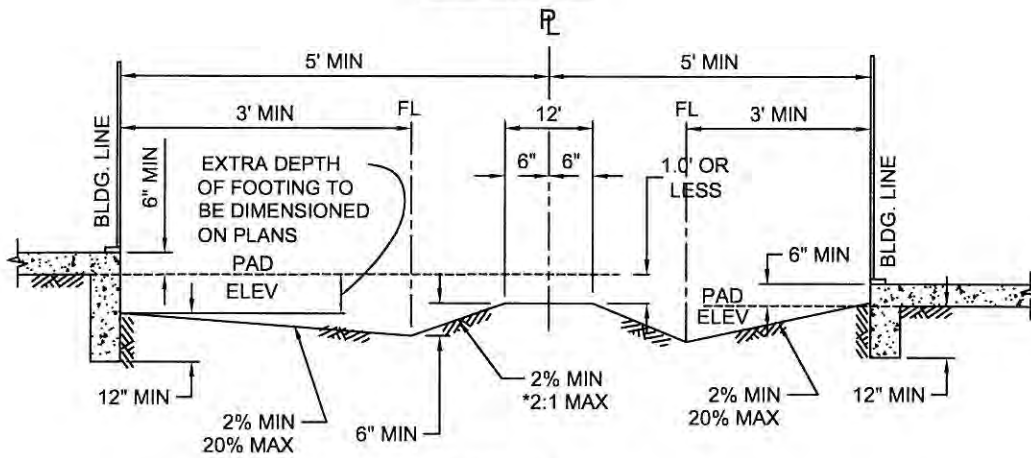
---

STANDARD PLAN NUMBER: **218** SHT 1 OF 2

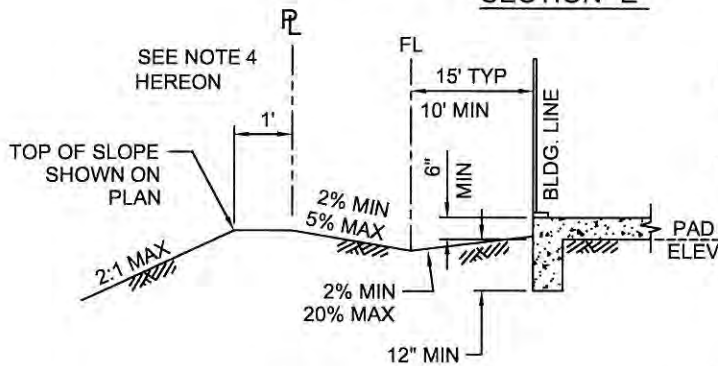


\* EXCEPT BERMS LESS THAN 1' HIGH MAY BE CONSTRUCTED AT 1-1/2 TO 1

SECTION "D"



SECTION "E"



SECTION "F"

TYPICAL REARYARD GRADING

NOTES:

1. SECTION "D" APPLIES WHEN THE DIFFERENCE IN PAD ELEVATIONS EXCEEDS 1.0'.
2. SECTION "E" APPLIES WHEN THE DIFFERENCE IN PAD ELEVATIONS IS 1.0' OR LESS & THE EXTRA DEPTH OF FOOTING IS SHOWN ON THE GRADING & STRUCTURAL PLANS.
3. IN NO CASE SHALL THE SWALE FLOWLINE BE LOWER THAN THE BOTTOM OF FOOTING WITHIN 5' FROM BUILDING LINE.
4. PROVIDE 4' WIDE BY 1' HIGH BERM OR EQUIVALENT ALONG THE TOP OF ALL FILL SLOPES OVER 5' HIGH.



APPROVED BY:  
*Kip D. Field*  
 CITY ENGINEER  
 KIP D. FIELD  
 11/23/09  
 DATE

CITY OF CORONA

LOT GRADING  
 (SWALE)

| REVISION | DESCRIPTION | BY | DATE |
|----------|-------------|----|------|
|          |             |    |      |

STANDARD PLAN NUMBER: 218

SHT 2 OF 2