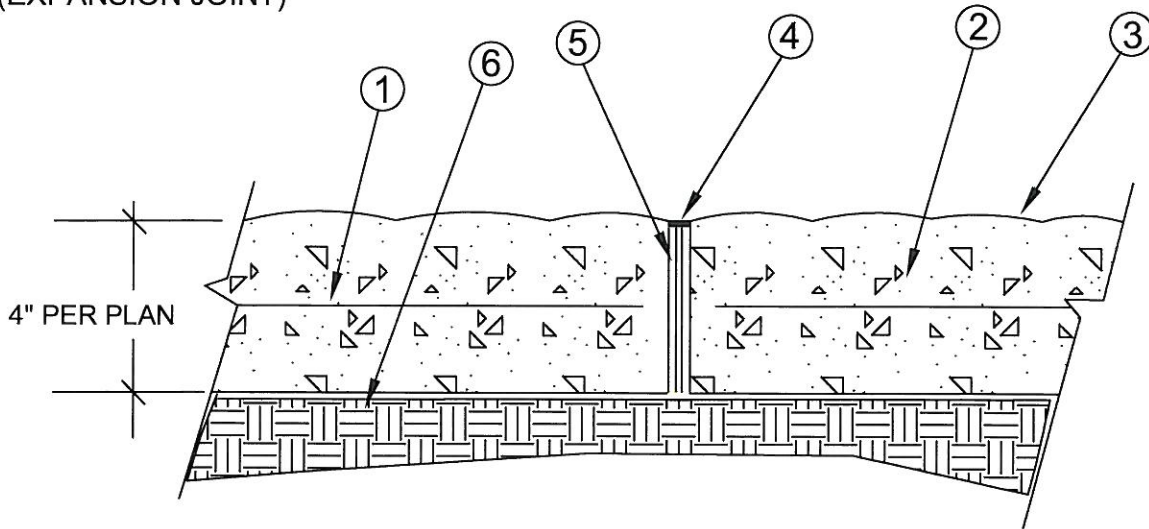



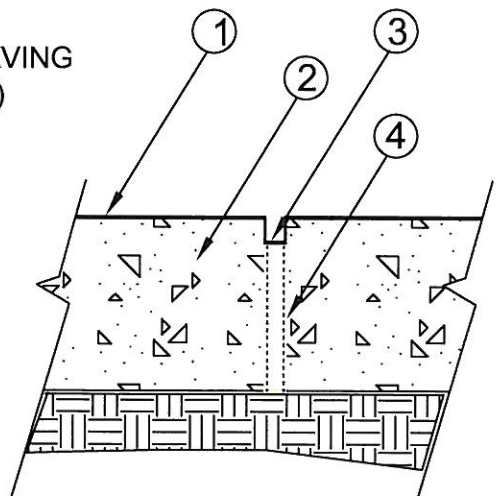
CONCRETE PAVING
(EXPANSION JOINT)




1. 6"x 6"- 10X10 W.W.M. CENTER IN SLAB.
2. CONCRETE PAVING PER PLAN.
3. STAMP FINISH.
4. POLYURETHANE CAULKING TO MATCH CONCRETE COLOR.
5. 1/2" PREMOLD FIBER EXPANSION JOINT @ +/-20' O.C., EXPANSION JOINT TO FOLLOW GROUT LINE IN PATTERN.
6. 90% COMPACTED SUBGRADE.

CONCRETE PAVING
(SCORE JOINT)

1. FINISH TO BE STAMPED, SEE #3 ABOVE.
2. CONCRETE PAVING PER PLAN.
3. CONCRETE SHALL BE DEEP SCORED TO A 3 1/2" DEPTH THEN PARTED WITH A STRAIGHT EDGE TO A DEPTH OF 1/2" @ +/- 10' O.C. - CONTROL JOINT TO FOLLOW GROUT LINE IN PATTERN.
4. WHERE PAVING IS BEING INSTALLED ADJACENT TO EXISTING PAVING, A LAYER OF 10 MIL. PLASTIC SHALL BE PLACED BETWEEN NEW AND EXISTING PAVING PRIOR TO POURING.



APPROVED BY:

 11/23/09
 CITY ENGINEER DATE
 KIP D. FIELD

CITY OF CORONA

STAMPED PAVING

REVISION	DESCRIPTION	BY	DATE

STANDARD PLAN NUMBER: 621

SHT 1 OF 1